City of High Point

Municipal Office Building
211 S. Hamilton Street
High Point, NC 27260

Meeting Agenda

Monday, June 1, 2020

5:30 PM

Council Chambers

City Council

Jay W. Wagner, Mayor
Christopher Williams, Mayor Pro Tem
Michael A. Holmes, S. Wesley Hudson,
Cyril Jefferson, Tyrone E. Johnson, Victor Jones,
Britt W. Moore, Monica L. Peters

As part of the City of High Point's COVID-19 Mitigation efforts, in-person attendance will not be allowed at this meeting. Instead, the city will be live streaming the meeting.
Please click on the following link to listen to the meeting live once the meeting is in session.
www.HighPointNC.gov/VirtualPublicMeeting

ROLL CALL, PRAYER, AND PLEDGE OF ALLEGIANCE

PUBLIC COMMENT PERIOD

2020-181 A Public Comment Period will be held on Monday, June 1, 2020 at 5:30 p.m. In order to maintain the health, safety, and well-being of our residents, staff, and the City Council, this meeting will be conducted electronically. As part of the City of High Point's COVID-19 mitigation efforts, in-person public attendance will not be allowed at this meeting. Once the City Council is in session, please use the following link to listen to the meeting live www.HighPointNC.gov/VirtualPublicMeeting

The public can submit comments by calling 336-883-3522 and leaving a message, or by emailing written comments to publiccomment@highpointnc.gov
Written comments can also be placed in the City of High Point's utility payment drop-boxes located on both sides of the Municipal Building located at 211 S. Hamilton Street in the Green Drive and the Commerce Avenue parking lots. Comments submitted will be forwarded to the Mayor and City Council and will be read into the record at the meeting.

The City of High Point's Public Comment Policy restricts comments to no more than three (3) minutes which will apply for the telephone message submission. Email submissions and written comments should be kept at 350 words or less. The deadline for submitting comments is Friday, May 29th at 5:00 p.m.

FINANCE COMMITTEE - Council Member Moore, Chair

CONSENT AGENDA ITEMS

2020-171 Municipal Lease Agreement - Motorola Solutions
City Council is requested to approve a Municipal Lease Agreement with Motorola Solutions for WatchGuard 4RE/VISTA In-car camera / body-worn camera systems to be utilized by first responders for Information Technology Services and the High Point Police Department, in amount of $1,380,436.

Attachments: 1. Motorola Municipal Lease Agreement Proposal 2020 In-car Cameras + BWCs

2020-172 Ordinance - Budget Amendment - Motorola Lease Agreement In Car/Body Worn Cameras

City Council is requested to approve a budget amendment in the amount of $1,380,436.00 for a lease agreement with Motorola Solutions for WatchGuard 4RE/VISTA In-car camera / body-worn camera systems to be utilized by first responders for Information Technology Services and the High Point Police Department.

Attachments: 1a. Motorola In Car-Body Camera Lease Budget Ordinance

2020-173 Contract - Construction Concepts & Design - Sidewalks Curbing Replacement

City Council is requested to award a contract to Construction Concepts & Design Inc.in the amount of $160,510.00 for the removal and replacement of City of High Point maintained sidewalks & curbs.

Attachments: 2. Concrete Sidewalks-Curbing Removal_Replacement

2020-174 Contract - Sole Source - Accela Upgrade (Cloud Migration)

City Council is requested to award a sole source contract to Accela, Inc. in the amount of $89,980.00 to migrate their Accela Civic Platform program to the Accela Cloud and that the appropriate City official and/or employee be authorized to execute all necessary documents.

Attachments: 3. Accela Upgrade (Cloud Migration)

REVISED_SIGNED_Recommendation Form - Council Approval (Formal Bids - /

SIGNED_Sole Source Request Form (Accela Upgrade) (002) (002) (002)

2020-178 Contract - Arcadia - Arc Flash Assessment

City Council is requested to award a contract to Arcadis in the amount of $143,500 to perform Arc Flash Hazard Assessments as required every five (5) years on electrical panels in all city facilities.

Attachments: Arc Flash Assessment

Facilities High Point Additional Arc Flash_2020_04_29

Public Works High Point Additional Arc Flash_2020_03_31

Transportation High Point Additional Arc Flash_2020_04_29

2020-183 Contract - WESCO Distribution, Inc. - MCM Cable

City Council is requested to award a contract to WESCO Distribution, Inc. in the amount of $532,140 to purchase 42,000 linear feet of 750 MCM underground cable for Catalyst Project (Appling Way, English Road, Elm Street) and re-stock the warehouse.

Attachments: 3b. WESCO_750MCM Ung Cable 6-1-2020

2020-175 Kiwanis - Playground Donation

City Council is requested to accept the donated playground equipment at Washington Terrace Park and other amenities in the amount of $134,167 to commemorate the 100th anniversary of the Kiwanis Club.

Attachments: 4. Kiwanis Playground Donation

REGULAR AGENDA ITEMS

GENERAL BUSINESS AGENDA

2020-179 Presentation of the Proposed FY20-21 City of High Point Annual Budget
Assistant City Manager Eric Olmedo will present copies of the proposed FY20-21 City of High Point Annual Budget to City Council. Council will be requested to adopt the following schedule:
Monday June 1 -Proposed Budget presented to City Council - Council Regular Session 5:30pm
Thursday June 4 -Budget Work Session - 4:00pm
Monday June 15 -Budget Public Hearing - Council Regular Session 5:30pm
Wednesday June 17 -Budget Work Session (as needed) - 5:00pm
Thursday June 18 -Budget Work Session (as needed) - 4:00pm
Monday June 22 -Council Adopt Budget - Council Special Meeting 5:30pm

Attachments: FY 2020-2021 Proposed Budget Schedule.pdf

2020-180 Minutes To Be Approved
Finance Committee Meeting Minutes; May 14 @ 4:00 p.m.
High Point City Council Regular Meeting Minutes; May 18 @ 5:30 p.m.
Public Safety Committee Meeting Minutes; May 20 @ 4:00 p.m.
High Point City Council Special Meeting Minutes; May 22 @ 3:00 p.m.

Attachments:
1. May 14 2020 Finance Committee Meeting Minutes.pdf
2. May 20 2020 Public Safety Committee Meeting Minutes.pdf
3. May 18 2020 High Point City Council Minutes.pdf
4. May 22 Special Meeting Minutes.pdf

ADJOURNMENT

Lisa Vierling

From:	Maximilian Locher <mglocher@gmail.com>
Sent:	Friday, May 29, 2020 2:25 PM
To:	Public Comment
Subject:	The Diversity & Inclusion Initiative
Attachments:	Racial Unity.docx

"Know ye not why We created you all from the same dust? That no one should exalt himself over the other. Ponder at all times in your hearts how ye were created. Since We have created you all from the same substance it is incumbent on you to be even as one soul, to walk with the same feet, eat with the same mouth and dwell in the same land, that from your inmost being, by your deeds and actions, the signs of oneness and the essence of detachment may be made manifest."

- Bahá'u'lláh

Dear Council Members,

'Racism is the most challenging issue confronting America. A nation whose ancestry includes every people on earth, whose motto is *E pluribus unum*, whose ideals of freedom under law have inspired millions throughout the world, cannot continue to harbor prejudice against any racial or ethnic group without betraying itself. Racism is an affront to human dignity, a cause of hatred and division, a disease that devastates society.

Notwithstanding the efforts already expended for its elimination, racism continues to work its evil upon this nation. Progress toward tolerance, mutual respect, and unity has been painfully slow and marked with repeated setbacks. To ignore the problem is to expose the country to physical, moral and spiritual danger.

The oneness of humanity is a spiritual truth abundantly confirmed by science. Recognition of this truth compels the abandonment of all prejudices of race, color, creed, nation, and class--of "everything which enables people to consider themselves superior to others." The principle of the oneness of humankind "is no mere outburst of ignorant emotionalism or an expression of vague and pious hope.... It does not constitute merely the enunciation of an ideal.... It implies and organic change in the structure of present-day society…"'

Therefore, The Diversity & Inclusion Initiative should be of the highest consideration. I ask that funding for this initiative be a high priority. I also ask that the leaders of this initiative consult with the citizenry frequently.

Thank you for considering this vital and important work.

Sincerely,

Max Locher and Nancy Murphy

Transcript of Public Comment
For Public Comment Period (at June 1, 2020 HPCC Meeting)
Dorothy Johns
[00.53 in duration]

_____Transcript of Call_____

Dorothy Johns: *"Hi, this is Dorothy Johns and I'm calling to encourage the City of High Point to support any diversity and inclusion initiative that you possibly can. I did have the luxury of attending the Groundwater presentation that was held at St. Mary's and it was incredible in showing the systemic racism on every level. And I just encourage the city to do everything that they can to dismantle the discriminatory practices that are occurring systemically. Again, this is Dorothy Johns and if you need to reach me, my email is dajohns@northstate.net. Thank you so much."*

[transcript of voice mail received from Dorothy Johns on Friday, May 29th @ 4:46 p.m.] [approximately 00.53 minutes in duration]

Lisa Vierling

From: Joe Blankenship <salemreddog@gmail.com>
Sent: Sunday, May 31, 2020 7:16 AM
To: Public Comment
Subject: Comments for June 1 City Council

Dear High Point City Council,

I pray you and your families are doing well in body, mind and spirit.

I commend any action the council takes to advance the diversity and inclusion in the City's work force, operations and service.

The current outline of items being considered reported at the May 4th meeting is excellent.

I would add two specifics.

1. Coordination of these efforts with HR should include insuring that employee discrimination concerns that don't rise to the federal EEO level, are adjudicated justly.
2. A Diversity, Equity and Inclusion Specialist position designed as advisory to the City departments is good. Additionally, I believe this person will experience first hand the anti-diversity and anti-inclusion forces within our current systems. Therefore I would suggest this person have the ability to report directly to Council should that be necessary.

Lastly, I urge the Council to seek the wisdom and expertise of the African American community in High Point as their history with these matters extends farther and deeper than any other constituency or governing entity in High Point.

Respectfully,
Rev. Joe Blankinship
1200 Lancaster Place
High Point, NC 27262
salemreddog@gmail.com
336.906.9036

City of HIGH POINT
NORTH CAROLINA

Annual Budget

Fiscal Year 2020-2021

Presented to the
City Council on
June 1, 2020

City of
HIGH POINT
NORTH CAROLINA

ANNUAL BUDGET
FISCAL YEAR 2020-2021

TABLE OF CONTENTS

	Page
BUDGET MESSAGE	MM-1
SUMMARIES/ANALYSIS	
Summaries & Analysis Introduction	1
2020-2021 Summary of Revenues & Expenditures & Estimated Fund Balances	2
Total Government Spending By Function	4
Total Government Revenues by Source	5
Revenue Data:	
Where the Municipal Dollar Originates	6
Estimated Changes in Fund Balance	7
Analysis of Revenues Sources	8
Property Tax Information:	
Tax Values, Rates & Collections	11
Expense Data:	
Where the Municipal Dollar Goes	12
Analysis of Expenditures	13
Personnel Information	
Summary of Personnel Complement	18
Debt Information:	
Debt Service Policies & Overview	22
Assessed Values & Debt Limitations	24
Debt Outstanding & Maturities	25
GENERAL FUND	
Revenue & Expense Summary	26
GENERAL DEBT SERVICE FUND	
General Debt Service Fund Summary	27
GENERAL CAPITAL PROJECTS FUND	
General Capital Projects Fund Summary	28
WATER-SEWER FUND	
Department: Public Services	
Water-Sewer Revenue & Expense Summary	29
ELECTRIC FUND	
Electric Revenue & Expense Summary	30
PARKING FUND	
Department: Transportation	
Parking Revenue & Expense Summary	31

TABLE OF CONTENTS (cont'd)

	Page
SOLID WASTE FUND	
Department: Public Services	
Solid Waste Revenue & Expense Summary	32
STORMWATER FUND	
Department: Public Services	
Stormwater Revenue & Expense Summary	33
CENTRAL SERVICES FUND	
Central Services Revenue & Expense Summary	34
OTHER FUNDS	
Economic Development Incentives Fund	35
Insurance Reserve Fund	36
Market Authority	37
Special Grants Fund	38
Community Development Fund	39
Mass Transit	40
CAPITAL IMPROVEMENT PROGRAM	
Recommended Capital Improvement Program Summary	41
Total Capital Projects by Funding Source	42

June 1, 2020

Honorable Mayor and Members of the City Council
City of High Point, North Carolina

The City Manager's proposed budget for fiscal year 2020-21 has been tremendously difficult to draft. Typically, I would use the City Council's Strategic Plan to guide the way. While the strategic plan continues to be a guiding document, the COVID-19 pandemic has created an atmosphere of uncertainty about the financial status of the city.

There is so much uncertainty about revenues, including sales tax, property tax collection rates, registered motor vehicle taxes, utility collections and other sources that it makes it extremely difficult to budget expenditures. Staff has taken a conservative approach, but we acknowledge that there are unknown impacts of this pandemic that may affect us in ways we have not considered. The upcoming fiscal year will be one in which we monitor and report on our fiscal health on a monthly basis, so that we can address shortfalls as they occur. We will also be in a position to restore funding to programs if economic factors are better than projected.

- *1 cent tax rate increase*
- *No electric rate increase*
- *No garbage collection fee increase*
- *No stormwater fee increase*
- *No motor vehicle fee increase*
- *2% water and sewer fee increase, effective October 1.*
- *Included 1% mid year cost of living adjustment*
- *Eliminates 1% city match for 401k contributions*
- *Adds 1 full time Diversity, Equity and Inclusion Specialist position and 2 Fleet Maintenance apprentice positions*
- *Includes a targeted hiring freeze for the first six months*
- *Closure of the High Point Museum*
- *Eliminates the city employee holiday bonus*
- *Eliminates outside agency funding*
- *Closure of the Morehead Recreation Center*
- *Continues partnership with Forward High Point but reduces contribution by 10%*
- *Continues fleet replacement program to replace large equipment and light duty vehicles but reduces investment by 10%*
- *Reduces employee training budgets*
- *Reduces fleet fuel budgets*
- *Reflects phone system efficiency upgrades*
- *Reduces Community Development blight reduction budget*

TOTAL FY 2020-21 BUDGET OF ALL FUNDS

This budget was prepared in accordance with the provisions of the North Carolina General Statutes and the policies of the North Carolina Local Government Commission. This budget is balanced and reflects the City Council's commitment to responsible fiscal management, while continuing to provide services that improve the quality of life for the citizens of High Point.

Funds included in the budget are adequate to continue providing the services that are expected by our citizens. The budget funds the critical elements of the City Council's Strategic Plan while looking forward to the needs of the future.

The total FY 2020-21 budgeted expenditures for the City of High Point amount to $414,221,928. This is an increase of $16,051,815 or 4.0% from the FY 2019-20 Budget. The majority of the increase is due to a planned use of fund balance for the Water/Sewer capital projects program.

Below is a chart of total 2020-21 budgeted revenues and expenditures compared to the 2019-20 Adopted Budget:

CITY OF HIGH POINT TOTAL BUDGET OF ALL FUNDS SUMMARY				
Sources and Uses of Funds	Adopted FY 2020 Budget	Proposed FY 2021 Budget	$ Change Prop/Orig	% Change Prop/Orig
REVENUES				
Fund Balance	4,317,194	18,997,175	14,679,981	340.0%
Property Tax	65,178,919	65,841,848	662,929	1.0%
Sales & Use Taxes	30,756,000	29,175,077	(1,580,923)	-5.1%
Intergovernmental Revenues	17,507,090	16,536,888	(970,202)	-5.5%
Licenses & Permits	5,469,650	5,222,850	(246,800)	-4.5%
Charges for Services	243,038,705	245,790,102	2,751,397	1.1%
Miscellaneous Revenues	9,748,405	10,313,358	564,953	5.8%
Reimbursements	443,323	-	(443,323)	-100.0%
Net Total Revenues	**376,459,286**	**391,877,298**	**15,418,012**	**4.1%**
Interfund Activities	21,710,827	22,344,630	633,803	2.9%
Total Revenues	**398,170,113**	**414,221,928**	**16,051,815**	**4.0%**
EXPENDITURES				
Personnel Services	134,374,632	135,865,346	1,490,714	1.1%
Operating Expenditures	168,226,831	168,339,234	112,403	0.1%
Capital Outlay	29,442,034	28,761,398	(680,636)	-2.3%
Debt Service	30,863,354	29,674,719	(1,188,635)	-3.9%
Reimbursements	12,339,662	12,450,821	111,159	0.9%
Contingency	1,651,850	1,150,000	(501,850)	-30.4%
SubTotal	376,898,363	376,241,518	(656,845)	-0.2%
Interfund Activities	21,271,750	37,980,410	16,708,660	78.5%
Total Uses of Funds	**398,170,113**	**414,221,928**	**16,051,815**	**4.0%**

FY 2020-21 MAJOR REVENUES CHALLENGES

The effects of COVID-19 on local government revenues in North Carolina and across the nation are not fully known at this time. City staff has constantly monitored guidance from the State of North Carolina, the North Carolina League of Municipalities, the North Carolina School of Government and other local governments. The conventional wisdom is that the majority of revenue decreases will be seen in sales tax collections. The pandemic slowed the economy quickly and has decreased retail sales.

The initial projections suggest a 20% decrease in sales tax collections for the fourth quarter of the previous fiscal year (April-June, 2020) and for the first quarter of the new fiscal year (July-September 2020). On an annualized basis, this is projected as a 5.3% decrease for the fiscal year. Due to the two month lag time between when sales tax is collected and when it is reported and distributed to local governments, the actual impact is not known right away.

Property tax collections have historically been budgeted at 99.0%. Due to the economic climate staff has reduced the collection rate to 98.4%. Additionally, the State has allowed registered motor vehicle tax payments to be deferred for 5 months, which could cause these revenues to drop as well. These revenues have not been waived, so the revenue will be recognized at some point, it is just not known when the bills will be paid.

Other impacts to revenue are thought to be a decrease in electric and water usage, due to business and industrial customers that have limited or ceased operation. The proposed budget projects minimal decreases in usage and collection rates. These metrics will be measured on a monthly basis throughout the fiscal year.

FY 2020-21 MAJOR REVENUES RECOMMENDATIONS

In order to address the budget challenges, the proposed budget requests a 1.0 cent property tax rate increase, to 65.75 cents. This tax rate increase will increase taxes on a house with an average home value of $136,831 by $13.68 annually, from $885.98 to $899.66 annually.

There is no rate increase for electric service, stormwater fees, garbage collection fees, or motor vehicle fees. There are three proposed changes to fees in the proposed budget. A water-sewer rate increase is proposed at 2.0%, effective October 1. This increase is designed to fund future debt service needs for the long range bond financing plan for upgrades and improvements to the water and sewer system. There are also changes to the landfill tipping fee schedule, which are designed to recover costs associated with continuing to operate the landfill facility. The final fee increase is the charge for insufficient funds in customer service, which is proposed to increase from $25 to $35, in order to match industry standards.

FY 2020-21 EXPENDITURE CHALLENGES

Due to the decrease in revenues and the need to balance the budget, there are a number of expenditure reductions that had to be made. The proposed budget includes recommendations that were very difficult to make. The priority in any budget are public safety, services that we are mandated to provide by state statute, addressing deferred maintenance, ensuring the fiscal welfare of the City.

It is always difficult to recommend any type of change that results in a reduction in force for employees. However, as a service organization in which the majority of our costs are from personnel, managing through the current budget realities would be impossible without affecting personnel.

The recommendation in this proposed budget is to close the High Point Museum and the Morehead Recreation Center effective June 30, 2020. This is a difficult recommendation to make, but both these facilities have very little use by the public. This budget also recommends the closure of City Lake Pool for two seasons. These closures will result in the reduction of force of 11 full time and 23 part time positions. These are the only positions that are recommended to be eliminated in the proposed budget. Details of cost savings and other expenditures are outlined below.

FY 2020-21 EXPENDITURE RECOMMENDATIONS

The needs, priorities and details of each fund are highlighted in detail throughout this document. Below are the major expenditure recommendations included in the FY 2020-21 Proposed Budget:

- Closure of the High Point Museum and a reduction in force of nine full time and eight part time positions. The identified first year budget savings is $550,000.
- Closure of the Morehead Recreation Center and a reduction in force of 2 full time and 1 part time position for a savings of $230,000.
- Closure of City Lake Pool for two seasons due to uncertainty regarding the current pandemic and to facilitate redevelopment plans at the facility, saving $106,000 annually.
- Suspends the City's 0%-4% Pay for Performance Program. Due to budgetary restrictions, this program is being replaced with a 1.0% cost of living adjustment effective mid year. The cost of this pay plan is approximately $520,000 citywide.
- Adds three full time positions citywide, a Diversity, Equity and Inclusion Specialist position and two apprentice positions at Fleet Maintenance to fulfill a commitment to the Guilford Apprentice Partners program.
- Decreases funding for redevelopment and blight removal efforts from $800,000 to $500,000.
- Elimination of the 1.0% 401k match that was established last year, at a savings of approximately $400,000.
- Elimination of the holiday bonus program for employees, which saves $223,507 annually.

FY 2020-21 EXPENDITURE RECOMMENDATIONS (continued)

- Targeted hiring freeze for the first six months of the fiscal year, which is anticipated to save approximately $1.16 million.
- Elimination of outside agency funding for a savings of $332,188.
- Reduction to citywide training budgets by $300,000.
- Reduction in fuel budgets to reflect lower fuel costs ($217,000) and a reduction in fleet vehicle replacements ($332,000).
- Defers the third year repayment of the twenty-year internal loan for the Catalyst Project land purchases. The deferred amount is $443,323.
- Eliminates outside agency funding amount of $349,688.
- Reduces Market Authority funding by $300,000 ($60,000 in FY 20 and $240,000 in FY 21).
- Reduced funding for Forward High Point downtown development group by $25,000, from $250,000 to $225,000.
- Continued investment of $2.45 million for neighborhood street resurfacing.
- Replaces $5.87 million in vehicles funded with a combination of pay-as-you-go funding ($4.0 million) and lease purchase funding ($1.845 million) from the Fleet division of the Central Services Fund. Planned fleet purchases include three dump trucks, a landfill compactor, two wheel loaders, one streetsweeper, ten police patrol cars, three automated refuse trucks, one rear loader refuse truck, one underground electric truck, and other necessary mid-sized sedan and light duty pickup truck replacements.

2020-21 MAJOR FUND SUMMARIES

GENERAL FUND

The 2020-21 General Fund Budget of $110,457,886 is $1,632,995 or 1.5% less than the adopted 2019-20 budget of $112,090,881. The FY 2020-21 General Fund Budget is balanced with current revenues. There is no use of appropriated fund balance for the proposed budget.

General Fund revenues and expenditures are summarized on the next page:

CITY OF HIGH POINT GENERAL FUND BUDGET SUMMARY				
Sources and Uses of Funds	Adopted FY 2020 Budget	Proposed FY 2021 Budget	$ Change Prop/Orig	% Change Prop/Orig
REVENUES				
Fund Balance	-	-	-	0.0%
Property Tax	61,815,760	62,460,148	644,388	1.0%
Sales & Use Taxes	30,260,000	28,692,077	(1,567,923)	-5.2%
Intergovernmental Revenues	10,439,526	10,481,517	41,991	0.4%
Licenses & Permits	3,329,650	3,132,850	(196,800)	-5.9%
Charges for Services	4,825,645	4,715,764	(109,881)	-2.3%
Miscellaneous Revenues	1,420,300	975,530	(444,770)	-31.3%
Lease Purchase Proceeds	-	-	-	0.0%
Net Total Revenues	112,090,881	110,457,886	(1,632,995)	-1.5%
EXPENDITURES				
Personnel Services	79,975,159	80,858,555	883,396	1.1%
Operating Expenditures	22,182,475	20,420,075	(1,762,400)	-7.9%
Capital Outlay	124,933	72,933	(52,000)	-41.6%
Debt Service	1,036,039	1,022,593	(13,446)	-1.3%
Contingency	400,000	400,000	-	0.0%
SubTotal	103,718,606	102,774,156	(944,450)	-0.9%
Interfund Activities	8,372,275	7,683,730	(688,545)	-8.2%
Total Uses of Funds	112,090,881	110,457,886	(1,632,995)	-1.5%

GENERAL FUND REVENUES

Below is a summary of major General Fund revenue changes:

- Property tax revenues represent 56.5% or $62,459,148 of the total General Fund revenues. Property tax collections are projected to increase approximately $643,388 or 1.0%. The projected collections are based on a 1.0 cent change to the tax rate, from 64.75 cents to 65.75 cents, offset by a decrease in collections rates, from 99.4% to 99.0%.

- Sales tax revenues represent 26.0% or $28,692,077 of General Fund revenues and are projected to decrease approximately $1,567,923 or 5.2% due to retail sales tax declines associated with stay at home orders and business closures due to the COVID 19 pandemic.

- License and permit fees are projected to decrease $196,800 or 5.9% due primarily to decreased building activity.

- Charges for Services are decreasing approximately $109,884 or 2.3% due to anticipated Theatre and Parks and Recreation program closures.

- Miscellaneous Revenues decreasing $444,770 from the previous fiscal year due to decreased interest income.

TAX RATE AND COLLECTIONS

The proposed FY 2020-21 tax rate is 65.75 cents, a 1.0 cent increase from the Fiscal Year 2019-20 rate. This is the first proposed tax rate increase in eight years. The value of one cent in tax rate will produce approximately $1.0 million of revenue. The total adopted tax rate is divided between the General Fund and the General Debt Service Fund. The General Fund receives 62.35 cents, and the General Debt Service Fund receives 3.4 cents.

A collection rate of 98.4% is planned for the proposed tax year collections. This has been lowered from 99.0% due to the uncertainty with the economic impact of the COVID virus.

CITY OF HIGH POINT TAX RATE HISTORY	
YEAR	TAX RATE
FY 2010-11	$0.6330
FY 2011-12	$0.6620
FY 2012-13	$0.6750
FY 2013-14	$0.6750
FY 2014-15	$0.6640
FY 2015-16	$0.6500
FY 2016-17	$0.6475
FY 2017-18	$0.6475
FY 2018-19	$0.6475
FY 2019-20	$0.6475
FY 2020-21 (proposed)	$0.6575

ASSESSED PROPERTY VALUES

The combined total assessed valuation estimates for our four County taxing authorities are $9.997 billion for FY 2020-21, for a 1.5% increase over our previous year estimates. Below is a chart of our historic assessed value history:

CITY OF HIGH POINT ASSESSED VALUE HISTORY								
Fiscal Year	REAL PROPERTY				Personal Property	Public Service Companies	Total Assessed Value	% Inc yr/yr
	Residential Property	Commercial Property	Industrial Property	Total				
2006	3,481,796,314	2,491,980,410	942,275,410	6,916,052,134	1,372,316,382	117,923,262	8,406,291,778	0.9%
2007	3,615,085,429	2,530,768,578	942,311,760	7,088,165,767	1,409,442,958	122,178,728	8,619,787,453	2.5%
2008	3,778,859,150	2,729,035,922	994,596,450	7,502,491,522	1,441,055,968	131,332,066	9,074,879,556	5.3%
2009	4,231,853,123	2,408,171,911	1,005,788,880	7,645,813,914	1,452,697,393	131,984,351	9,230,495,658	1.7%
2010	4,279,155,000	2,483,747,575	1,008,165,180	7,771,067,755	1,417,186,050	131,456,290	9,319,710,095	1.0%
2011	n/a	n/a	n/a	7,682,834,650	1,402,419,615	129,766,404	9,215,020,669	-1.1%
2012	n/a	n/a	n/a	7,655,916,694	1,455,701,042	129,074,157	9,240,691,893	0.3%
2013	4,300,290,483	1,949,336,323	987,346,355	7,236,973,161	1,501,465,603	148,989,146	8,887,427,910	-3.8%
2014	4,315,429,943	2,149,860,980	969,318,600	7,434,609,523	1,489,840,190	128,387,727	9,052,837,440	1.9%
2015	4,397,388,367	1,872,215,206	977,839,178	7,247,442,751	1,555,428,785	126,857,380	8,929,728,916	-1.4%
2016	4,349,667,380	2,014,352,593	914,694,134	7,278,714,107	1,587,787,369	140,281,138	9,006,782,614	0.9%
2017	4,429,691,766	1,942,245,655	993,448,540	7,365,385,961	1,674,065,813	141,688,783	9,181,140,557	1.9%
2018	4,581,596,716	2,093,081,705	1,036,916,309	7,711,594,730	1,724,751,200	144,885,945	9,581,231,875	4.4%
2019	4,617,512,541	2,073,676,161	1,111,145,808	7,802,334,510	1,774,628,867	142,350,789	9,719,314,166	1.4%
2020 (est)	4,523,027,218	2,222,441,689	1,190,859,408	7,936,328,315	1,764,758,469	146,722,026	9,847,808,810	1.3%
2021 (est)	4,590,872,626	2,255,778,314	1,208,722,299	8,055,373,239	1,792,994,605	149,333,678	9,997,701,522	1.5%

SALES TAX

The sales tax category includes sales tax related to retail sales, utility sales tax, Room occupancy tax and rental vehicle tax. Due to the current economic climate related to the pandemic, FY 2020 sales taxes are expected to decline by 3.9% or $1.19 million from budget, and FY 2021 sales taxes are projected to decline 5.2% or $1.57 million from the current fiscal year budget. Below is a chart of our historic sales tax history:

CITY OF HIGH POINT
SALES TAX HISTORY

Fiscal Year	Sales Tax	Utility Sales Tax	Room Occupancy Tax	Rental Vehicle Tax	Total Sales Tax	% Inc yr/yr
2015	17,050,654	6,436,173	1,628,180	149,490	25,264,497	
2016	17,560,270	6,702,757	1,634,432	161,061	26,058,520	3.1%
2017	18,475,363	6,361,380	1,702,471	170,329	26,709,543	2.5%
2018	19,202,141	6,516,346	1,792,063	177,452	27,688,002	3.7%
2019	20,521,699	6,834,619	1,750,000	180,000	29,286,318	5.8%
2020(est)	20,461,053	6,850,222	1,550,000	205,000	29,066,275	-0.8%
2021 (prop)	19,964,722	7,006,000	1,502,051	219,304	28,692,077	-1.3%

GENERAL FUND EXPENDITURES

Below is a summary of major General Fund expenditure changes:

- Personnel services are increasing $883,396 or 1.1% to fund a 1% mid year cost of living increase, a 5.72% mid-year increase to city funded health insurance premiums. The General Fund budget includes one new position, a Diversity, Equity and Inclusion Specialist.

- There were a number of personnel reductions in the General Fund budget, including a reduction in force due to the closure of the High Point Museum, Morehead Recreation Center and closure of City Lake Pool for 2 seasons, the elimination of the 1% 401k matching program, elimination of the employee holiday bonus, a 6 month targeted hiring freeze.

- Operating expenditures are decreasing $1,781,100 or 8.0%, primarily due to a elimination of outside agency funding, reductions in fleet replacement and fuel budgets, and reductions to training budgets.

- Capital outlay is budgeted at $72,933, a decrease of $52,000 from the previous year.

- Debt service related to short term operating financing for capital equipment is decreasing by $13,446 or 1.3%.

WATER AND SEWER FUND

The $71,084,978 Water and Sewer Fund Budget for 2020-21 represents a 27.2% or $15,193,393 increase from the 2019-2020 adopted budget, as summarized below:

CITY OF HIGH POINT WATER SEWER FUND BUDGET SUMMARY				
Sources and Uses of Funds	Adopted FY 2020 Budget	Proposed FY 2021 Budget	$ Change Prop/Orig	% Change Prop/Orig
REVENUES				
Fund Balance	916,755	13,844,271	12,927,516	1410.1%
Intergovernmental Revenues	398,689	-	(398,689)	-100.0%
Charges for Services	53,726,141	55,989,817	2,263,676	4.2%
Miscellaneous Revenues	850,000	1,250,890	400,890	47.2%
Net Total Revenues	**55,891,585**	**71,084,978**	**15,193,393**	**27.2%**
EXPENDITURES				
Personnel Services	10,481,279	10,865,515	384,236	3.7%
Operating Expenditures	13,079,467	13,479,868	400,401	3.1%
Debt Service	16,419,196	16,509,221	90,025	0.5%
PayGo Capital	8,684,670	22,893,000	14,208,330	163.6%
Reimbursements	6,876,973	6,987,374	110,401	1.6%
Contingency	300,000	300,000	-	0.0%
SubTotal	**55,841,585**	**71,034,978**	**15,193,393**	**27.2%**
Interfund Activities	50,000	50,000	-	0.0%
Total Uses of Funds	**55,891,585**	**71,084,978**	**15,193,393**	**27.2%**

WATER AND SEWER FUND REVENUES

Below is a summary of Water and Sewer revenue changes:

- Charges for Services are proposed to increase $2,263,676 or 4.2% due to a water and sewer rate increase of 2.0% on October 1, 2020 and projected increases in budgeted usage.
- Miscellaneous revenues are projected to increase $400,890 or 47.2% due to installation of generators in facilities and peak shaving rebates.
- Intergovernmental revenue decreasing due to refunding of bonds that previously received a Federal subsidy.
- The large increase in fund balance appropriation is in line with the long range capital financing plan to cash fund $15,233,000 in projects with available fund balance, rather than debt funding.

WATER AND SEWER RATES

The 2020-21 Water and Sewer Fund includes a 2.0% water and sewer rate increase effective October 1, 2020. This rate increase is lower than what is outlined in the long-range capital financing plan that has been developed by Davenport & Company. This plan calls for annual rate increases between the 3.0% to 5.0% range to pay for this critical infrastructure development. This strategy was adopted in the early 2000s to avoid some of the 15-22% rate increases that were needed due to lack of proper long range planning.

Below is a history of water and sewer rate increases:

CITY OF HIGH POINT
HISTORIC ANNUAL WATER AND
SEWER RATE INCREASES

FISCAL YEAR	EFFECTIVE DATE	WATER % CHANGE	SEWER % CHANGE
FY 2000-01	7/1/2000	17.20%	15.70%
FY 2001-02	7/1/2001	5.00%	22.20%
FY 2002-03	7/1/2002	8.00%	15.00%
FY 2003-04	7/1/2003	6.30%	14.50%
FY 2004-05	10/1/2004	4.90%	4.90%
FY 2005-06	10/1/2005	4.90%	4.90%
FY 2006-07	10/1/2006	4.90%	4.90%
FY 2007-08	11/8/2007	4.85%	4.85%
FY 2008-09	10/1/2008	5.90%	5.90%
FY 2009-10	10/1/2009	5.00%	5.00%
FY 2010-11	10/1/2010	4.90%	4.90%
FY 2011-12	10/1/2011	4.90%	4.90%
FY 2012-13	no increase	0.00%	0.00%
FY 2013-14	no increase	0.00%	0.00%
FY 2014-15	7/1/2014	3.00%	3.00%
FY 2015-16	10/1/2016	3.50%	3.50%
FY 2016-17	10/1/2017	4.00%	4.00%
FY 2017-18	10/1/2017	3.00%	3.00%
FY 2018-19	10/1/2018	3.00%	3.00%
FY 2019-20	10/1/2019	4.00%	4.00%
FY 2020-21 (proposed)	10/1/2020	2.00%	2.00%

Water and sewer revenue rates are a critical component of funding the operation, maintenance and needed capital improvements for water treatment facilities and distribution lines, and for wastewater collection lines and treatment systems. Property taxes are not used to finance water and sewer utility services.

WATER AND SEWER FUND EXPENDITURES

Below is a summary of Water and Sewer Fund expenditures:

- Personnel Services is increasing $384,236 or 3.7% due to a 1% mid year cost of living increase, a retirement system mandatory increase and a 5.72% mid year health insurance rate increase.
- Operating expenses are increasing $400,401 or 3.1% primarily due to increased electric, chemical and supply costs.
- Pay as you go capital is increasing by $14,208,330 due to a planned draw down of excess fund balance to cash fund capital projects.

ELECTRIC FUND

The 2020-21 Electric Fund Budget of $133,426,560 represents a 1.4% or $1,815,8072 increase from the 2019-20 adopted budget. There is no change planned to the current rate structure with the proposed budget, but a rate study will soon be completed and will guide the city in determining future rates.

Wholesale power cost for FY 2020-21 is budgeted at $96,037,800, which is the single largest expense in the Electric Fund and citywide budget.

The budget plan continues to invest funds to maintain electric infrastructure, and includes $11,561,500 in major capital projects. These routine capital investments are necessary to maintain efficient and ongoing operation of the Electric System.

CITY OF HIGH POINT ELECTRIC FUND BUDGET SUMMARY				
Sources and Uses of Funds	Adopted FY 2020 Budget	Proposed FY 2021 Budget	$ Change Prop/Orig	% Change Prop/Orig
REVENUES				
Fund Balance	293,282	3,450,000	3,156,718	1076.3%
Charges for Services	130,203,471	129,182,560	(1,020,911)	-0.8%
Miscellaneous Revenues	1,114,000	794,000	(320,000)	-28.7%
Total Revenues	**131,610,753**	**133,426,560**	**1,815,807**	**1.4%**
EXPENDITURES				
Personnel Services	10,906,611	11,556,993	650,382	6.0%
Operating Expenditures	8,633,621	8,768,389	134,768	1.6%
Wholesale Power Cost	96,236,000	96,037,800	(198,200)	-0.2%
Reimbursements	3,953,021	3,941,878	(11,143)	-0.3%
Electric Capital	9,271,500	11,561,500	2,290,000	24.7%
Contingency	450,000	450,000	-	0.0%
SubTotal	129,450,753	132,316,560	2,865,807	2.2%
Interfund Activities	2,160,000	1,110,000	(1,050,000)	-48.6%
Total Uses of Funds	**131,610,753**	**133,426,560**	**1,815,807**	**1.4%**

CAPITAL IMPROVEMENT PROGRAM

Capital investments and reinvestments are critical elements in the City's total financial program. Capital improvements are financed by one of four basic methods.

The first method involves the issuance of voter approved general obligation bonds generally backed and paid by property taxes. The second method is a slight variation of the first, and allows the City to issue small amounts of what are known as two-thirds general obligation bonds from time-to-time that do not require tax increases or voter approval. The third method involves revenue bonds, backed and paid by revenues from our water and sewer and our stormwater system. Revenue bonds do not require voter approval. Both general obligation and revenue bond financing involve principal, interest and cost of issuance expenses. The fourth method is pay-as-we-go capital financing. The pay-as-we-go alternative, developed and expanded in the past ten years, allows us to finance needed capital improvements from current revenues, grants and other funds, thereby avoiding the additional and higher cost associated with the issuance and financing of long-term debt.

The City has engaged Davenport & Company, LLC of Richmond, Virginia as our financial advisor since 2003. Davenport has assisted the City with general obligation and revenue bond planning and modeling, financial policies, rating agency strategies and interactions, bond issuance, investment analysis, and bond refunding analysis.

Capital investments are necessary for a city to replace existing infrastructure and to invest in new infrastructure. Debt financing of this infrastructure is a sound financial strategy as long as the borrowing is done in a strategic and conservative manner. Local policies are in place to ensure that borrowing is done responsibly, and oversight of our borrowing practices are in place through the Local Government Commission. The City is well prepared to address replacement of existing infrastructure to meet and provide for future growth and development.

GENERAL OBLIGATION BONDS

General obligation bonds are a common type of municipal bond that are secured by the full faith and credit of the tax rate to repay bond holders. This debt instrument was used to fund the 2004 bond authorization, and will be used to fund the $50.0 million authorization that was approved by voters in 2019. The authorization is for the following uses:

- Streets and Sidewalks - $22,000,000
- Parks and Recreation - $21,500,000
- Housing - $6,500,000

These bonds will be issued in the coming fiscal years.

TWO–THIRDS GENERAL OBLIGATION BONDS

Two-thirds bonds are State authorized General Obligation bonds that may be issued without voter approval. The statute allows a local government to issue up to 2/3 of the amount of GO bonds that were paid off in the previous year. These bonds can be used for any other general obligation purpose other than the financing of auditoriums, coliseums, arenas, stadiums, civic centers or convention centers, art galleries, museums, historic properties, public transportation systems, cable television systems or redevelopment projects.

WATER/SEWER REVENUE BONDS

Revenue bonds are municipal bonds that finance income-producing projects that are secured by a specified revenue source, such as water and sewer or stormwater rates. Revenue bonds are issued by the government agency for operations that run in the manner of a business, with operating revenues and expenses, such as our Water & Sewer Fund. The pledge to repay the bond is guaranteed by the rates of the Water & Sewer Fund.

Over the next five years, staff has identified an estimated $139.8 million in additional major water and wastewater bond projects. The capital improvement plan anticipates cash funding of $53.3 million and debt funding $86.5 million in water and sewer projects.

BOND AGENCY RATINGS

The City's capacity to finance and pay for needed improvements is evaluated from time to time by the following rating agencies: Moody's Investment Services, Standard & Poor's, and Fitch Ratings. Protecting and enhancing our bond ratings is one of our highest priorities.

The City has seen a series of bond rating upgrades since 2003, including the addition of a AAA bond rating assignment by Standard & Poor's. The City's bond ratings were re-affirmed in conjunction with our bond sale in October 2018, and Moody's re-affirmed their ratings in May 2019.

CITY OF HIGH POINT CURRENT BOND RATINGS			
	Moody's	Standard & Poor's	Fitch
GENERAL OBLIGATION BONDS	Aa1	AAA	AA+
REVENUE BONDS	Aa2	AAA	AA+
LIMITED OBLIGATION BONDS	n/a	AA+	AA-

PAY-AS-WE-GO FINANCING

The City has made a commitment to fund a healthy level of pay-as-we-go financing for routine improvements, infrastructure maintenance, and grant matches of capital projects funded from state and federal grant programs. Below is a summary of pay-as-we-go projects in each fund.

GENERAL FUND PAY-AS-WE-GO

General Fund pay-as-we-go capital investments for FY 2020-21 are budgeted at 4,055,563. The pay-as-we-go investments in the General Fund include:

Street Resurfacing	$2,517,630
Fire Station Generators	66.933
Oak Hollow Lake Bulkheads	257,000
Appling Way improvements	1,000,000
Batter's Eye at Stadium	130,000
Stadium bridge hydraulics	84,000
General Fund Total	**$4,055,563**

WATER AND SEWER PAY-AS-WE-GO

Water and Sewer pay-as-we-go capital reinvestments are budgeted at $7,660,000. A list of 2020-21 Water and Sewer pay-as-we-go investments are shown below:

Replace Obsolete Neighborhood Water Lines	$820,000
Replace Obsolete Neighborhood Sewer Lines	1,500,000
Catalyst project	1,150,000
Appling Way	300,000
Pre-heat Burner	500,000
Burton Road	2,160,000
Arc Flash	100,000
Watershed Protection Plan	150,000
Eastside Catwalks	300,000
Eastside UV System Upgrade	380,000
Alum Sludge Removal	200,000
Water System Improvements	50,000
Sewer System Improvements	50,000
Water & Sewer Total	**$7,660,000**

There is an additional $15,000,000 in appropriated fund balance being transferred from the Water and Sewer operating fund to the capital projects fund in conjunction with the capital financing long range plan.

ELECTRIC PAY-AS-WE-GO

The Electric pay-as-we-go projects are budgeted at $7,667,500. Projects include:

Triangle Lake widening	750,000
Automated Meter Reading	1,500,000
S. Main/Bus. 85 project	300,000
Deep River transformer	1,457,500
Fairfield transformer	750,000
Outdoor Lighting	200,000
Downtown underground	200,000
Underground subdivision replacement	600,000
Street lighting	300,000
Technology conversion	310,000
Fiber replacement	500,000
Washington Street project	150,000
Breaker replacement	550,000
Overhead conversion	100,000
Electric Capital Total	**$7,667,500**

SOLID WASTE PAY-AS-WE-GO

The Solid Waste pay-as-we-go budget is $2,896,000. The projects planned are:

Truck Wash	$175,000
Landfill land purchase	50,000
Kersey Valley Landfill Ph VI expansion	1,000,000
MRF Ongoing maintenance	50,000
KV Phase I-IV reserve	171,000
Landfill Capital Total	**$1,446,000**

OTHER PAY-AS-WE-GO

The $5,244,965 in other 2020-21 pay-as-we-go investments includes the scheduled replacement of vehicles, normal computer and radio replacements, routine stormwater projects, and others outlined below:

Fleet Replacement Program	$4,028,000
Fleet shop equipment	21,550
Parking Facility improvements	175,000
Stormwater routine projects	450,000
Stormwater – Catalyst area	450,000
Computer System Replacements	120,415
Other Capital Total	**$ 5,244,965**

FUND BALANCES/RETAINED EARNINGS

Fund balances and retained earnings are critical, but often misunderstood and overlooked part of the Annual Budget. Fund balances and retained earnings consist of unencumbered and unappropriated monies. They are essential for maintaining our strong bond ratings as well as maintaining positive year-round and year-to-year cash flows. Strong fund balances are essential as we plan ahead for subsequent budgets.

The North Carolina Local Government Commission recommends maintaining an 8.0% balance in each fund. This is necessary for maintaining positive year-round cash flows, reducing the need for short term borrowing, and assisting in maintaining investment grade bond rating. The High Point City Council adopted Fiscal Policy calls for a minimum 10.0% fund balance of estimated expenditures as a signal of financial strength and fiscal stability. The City of High Point applies the policy to all operating funds *except* the Water-Sewer Fund, which calls for a 50% fund balance, and the Economic Development, General Debt, and General Capital Project funds, which are covered by more specific strategic plans.

The table below summarizes changes in annual fund balances/retained earnings, including early estimates for June 30, 2020:

CITY OF HIGH POINT
FUND BALANCE AVAILABLE FOR APPROPRIATION

FUND	ACTUAL JUNE 30, 2019	ESTIMATED BALANCE JUNE 30, 2020	APPROPRIATED FY 2020-21	ESTIMATED BALANCE JUNE 30, 2021	FUND BALANCE POLICY	FY 2020-21 PROPOSED EXPENDITURES	FUND BALANCE MINIMUM	RESERVE % OF EXPENDITURES	AMOUNT ABOVE MINIMUM FUND BALANCE
GENERAL	11,955,416	11,120,000	-	11,120,000	10%	110,457,886	11,045,789	10.1%	74,211
GENERAL DEBT	13,142,389	11,892,000	-	11,892,000	50%	9,726,260	4,863,130	122.3%	7,028,870
ECONOMIC DEV.	1,332,344	2,004,000	-	2,004,000	n/a	500,000	n/a	n/a	n/a
CENTRAL SERVICE	5,046,844	4,567,000	904,057	3,662,943	n/a	15,917,044	n/a	n/a	n/a
WATER & SEWER	40,948,248	44,420,000	13,844,271	30,575,729	50%	48,424,978	24,212,489	63.1%	6,363,240
ELECTRIC	33,523,270	35,671,000	3,450,000	32,221,000	10%	124,649,060	12,464,906	25.8%	19,756,094
ELECT. RATE STABIL.	19,447,152	44,041,184	-	44,041,184	n/a	-	-	n/a	n/a
MASS TRANSIT	652,819	650,000	-	650,000	10%	4,639,266	463,927	14.0%	186,073
PARKING	174,376	214,000	-	214,000	10%	368,000	36,800	58.2%	177,200
SOLID WASTE	4,534,166	5,034,000	-	5,034,000	10%	15,324,720	1,532,472	32.8%	3,501,528
STORMWATER	7,436,767	4,570,000	411,369	4,158,631	10%	5,427,319	542,732	76.6%	3,615,899
TOTAL	138,193,791	164,183,184	18,609,697	145,573,487		335,434,533	55,162,245	43.4%	40,703,115

STRATEGIC PLAN

In March of 2016, the City Council developed a strategic plan, which has been reaffirmed and expanded by the current City Council. The strategic plan has guided the last several budgets, but the fiscal realities related to the current economic crisis have limited the amount of funding we can devote to these activities. As a reminder, the initial goals are below:

- Increase the population of active, engaged, and entrepreneurial and working young professionals living in High Point by 25%
- 100% proactive enforcement of codes
- Create a downtown catalyst project that produces:
    - 500 private sector jobs
    - 15-20 new restaurants and shops
    - 250 additional housing units
    - A centralized gathering place

The City Council met in February, 2020 and added three new short term goals:

- Design a marketing campaign focused on diverse groups, events and quality of life
- Select target neighborhood and coordinate necessary city departments to implement holistic strategy
- Recruit 50 new office jobs and 5 new investors for catalyst project

The hope is that the economic climate rebounds quickly, so more time and resources can be focused on these short term goals.

CONCLUSION

This has been a tremendously difficult budget to prepare, and I hope that we can reconvene sometime in the near future with better economic news and the ability to restore funding to some of the programs that had to be reduced or eliminated. I hope that all citizens understand that the recommendations within this budget were made with understanding of the impact to people's lives and the impact to providing services to our citizens.

I want to acknowledge all of the staff members who assist in the preparation of this policy document. The efforts and professionalism of Eric Olmedo, Greg Ferguson, Bobby Fitzjohn, Laura Altizer, Roslyn McNeill, Linda Price, Cindy Smith, Amy Meyers and the rest of our executive team are appreciated. I also thank the Mayor and City Council for your leadership and commitment to the City of High Point.

Respectfully submitted,

Randy E. McCaslin

Randy McCaslin
Interim City Manager

City of HIGH POINT
NORTH CAROLINA

The Summaries/Analysis section contains charts, graphs, summary tables, and discussions of the City's revenues and expenses for fiscal year 2020-2021 with historical data for comparison purposes.

The Consolidated Summary of Revenues and Expenditures that begins this section is a summary of total revenues and expenses by fund by major revenue and expense category. Following this summary, the section is divided into revenue and expense information, personnel summaries, and outstanding debt information.

City of HIGH POINT NORTH CAROLINA

2020-2021 SUMMARY OF REVENUES,

	GENERAL FUND	WATER AND SEWER FUND	ELECTRIC FUND	MASS TRANSIT FUND	PARKING FUND
Fund Balance July 1, 2020	**11,120,000**	**44,420,000**	**35,671,000**	**650,000**	**214,000**
Revenue					
Fund Balance	-	13,844,271	3,450,000	-	-
Property Tax	62,460,148	-	-	-	-
Sales & Use Taxes	28,692,077	-	-	-	-
Intergovernmental revenues	10,481,517	-	-	375,793	-
Licenses & permits	3,132,850	-	-	390,000	-
Charges for services	4,715,764	55,989,817	129,182,560	3,856,166	220,000
Miscellaneous & other revenues	975,530	1,250,890	794,000	10,000	3,000
Reimbursements	-	-	-	-	-
Total Revenue	**110,457,886**	**71,084,978**	**133,426,560**	**4,631,959**	**223,000**
Interfund Transfers	-	-	-	7,307	320,000
Net Revenue	110,457,886	71,084,978	133,426,560	4,639,266	543,000
Expense					
Personnel Services & Benefits	80,858,555	10,865,515	11,556,993	3,224,347	205,479
Operating Expenses	20,420,075	13,479,868	104,806,189	1,414,919	162,521
Capital Equipment Outlay	72,933	233,000	3,894,000	-	-
Debt Service	1,022,593	16,509,221	-	-	-
Pay-as-we-go Capital	1,651,000	7,660,000	7,667,500	-	175,000
Reimbursements	105,600	6,987,374	3,941,878	-	-
Contingency	400,000	300,000	450,000	-	-
Total Expense	**104,530,756**	**56,034,978**	**132,316,560**	**4,639,266**	**543,000**
Interfund Transfers	5,927,130	15,050,000	1,110,000	-	-
Net Expense	110,457,886	71,084,978	133,426,560	4,639,266	543,000
Estimated Fund Balances June 30, 2021	**11,120,000**	**30,575,729**	**32,221,000**	**650,000**	**214,000**

City of HIGH POINT NORTH CAROLINA

EXPENDITURES & ESTIMATED FUND BALANCES

	SOLID WASTE FUND	STORMWATER FUND	SPECIAL REVENUE	OTHER FUNDS	TOTAL ALL FUNDS
Fund Balance July 1, 2020	**5,034,000**	**4,570,000**	**-**	**18,463,000**	**120,142,000**
Revenue					
Fund Balance	-	411,369	-	1,291,535	18,997,175
Property Tax	-	-	-	3,381,700	65,841,848
Sales & Use Taxes	83,000	-	-	400,000	29,175,077
Intergovernmental revenues	-	-	5,591,578	88,000	16,536,888
Licenses & permits	-	-	-	1,700,000	5,222,850
Charges for services	16,736,500	5,273,950	-	29,815,345	245,790,102
Miscellaneous & other revenues	91,000	125,000	798,630	6,265,308	10,313,358
Reimbursements	-	-	-	-	-
Total Revenue	**16,910,500**	**5,810,319**	**6,390,208**	**42,941,888**	**391,877,298**
Interfund Transfers	221,000	-	534,273	21,262,050	22,344,630
Net Revenue	17,131,500	5,810,319	6,924,481	64,203,938	414,221,928
Expense					
Personnel Services & Benefits	5,943,334	1,660,434	932,652	20,618,037	135,865,346
Operating Expenses	7,818,086	1,295,793	5,895,983	12,110,800	167,404,234
Capital Equipment Outlay	17,000	-	-	6,014,965	10,231,898
Debt Service	-	1,255,423	95,846	10,791,636	29,674,719
Pay-as-we-go Capital	446,000	1,130,000	-	14,668,500	33,398,000
Reimbursements	1,100,300	315,669	-	-	12,450,821
Contingency	-	-	-	-	1,150,000
Total Expense	**15,324,720**	**5,657,319**	**6,924,481**	**64,203,938**	**390,175,018**
Interfund Transfers	1,806,780	153,000	-	-	24,046,910
Net Expense	17,131,500	5,810,319	6,924,481	64,203,938	414,221,928
Estimated Fund Balances June 30, 2021	**5,034,000**	**4,158,631**	**-**	**17,171,465**	**101,144,825**

TOTAL GOVERNMENT SPENDING BY FUNCTION

Fiscal Year	General Government	Public Safety	Public Services	Cultural & Recreation	Gen. Debt Service	Total	Percent Change
2010	27,751,705	41,856,008	22,144,426	20,049,626	9,697,452	121,499,217	4%
2011	26,245,111	41,942,128	17,674,426	18,348,122	11,250,426	115,460,213	-5%
2012	24,112,637	43,019,604	20,704,623	18,917,317	11,102,319	117,856,500	2%
2013	26,268,525	44,632,915	25,697,647	19,230,604	10,641,678	126,471,369	7%
2014	25,809,635	45,525,308	21,738,446	18,653,916	10,856,610	122,583,915	-3%
2015	20,393,051	45,682,145	11,974,234	18,601,744	9,709,082	106,360,256	-13%
2016	20,720,943	49,384,806	14,388,862	19,526,652	9,473,311	113,494,574	7%
2017	22,280,382	50,213,647	13,952,788	24,915,589	9,831,397	121,193,803	7%
2018	30,293,885	53,167,743	17,359,525	43,824,221	8,670,500	153,315,874	27%
2019	29,129,832	56,755,318	16,481,731	53,386,599	9,657,959	165,411,439	8%

Includes General, Special Revenue, Capital Projects, and Debt Service Funds; excludes Other Financing Uses

Source: The above statistics are from the City of High Point Comprehensive Annual Financial Report

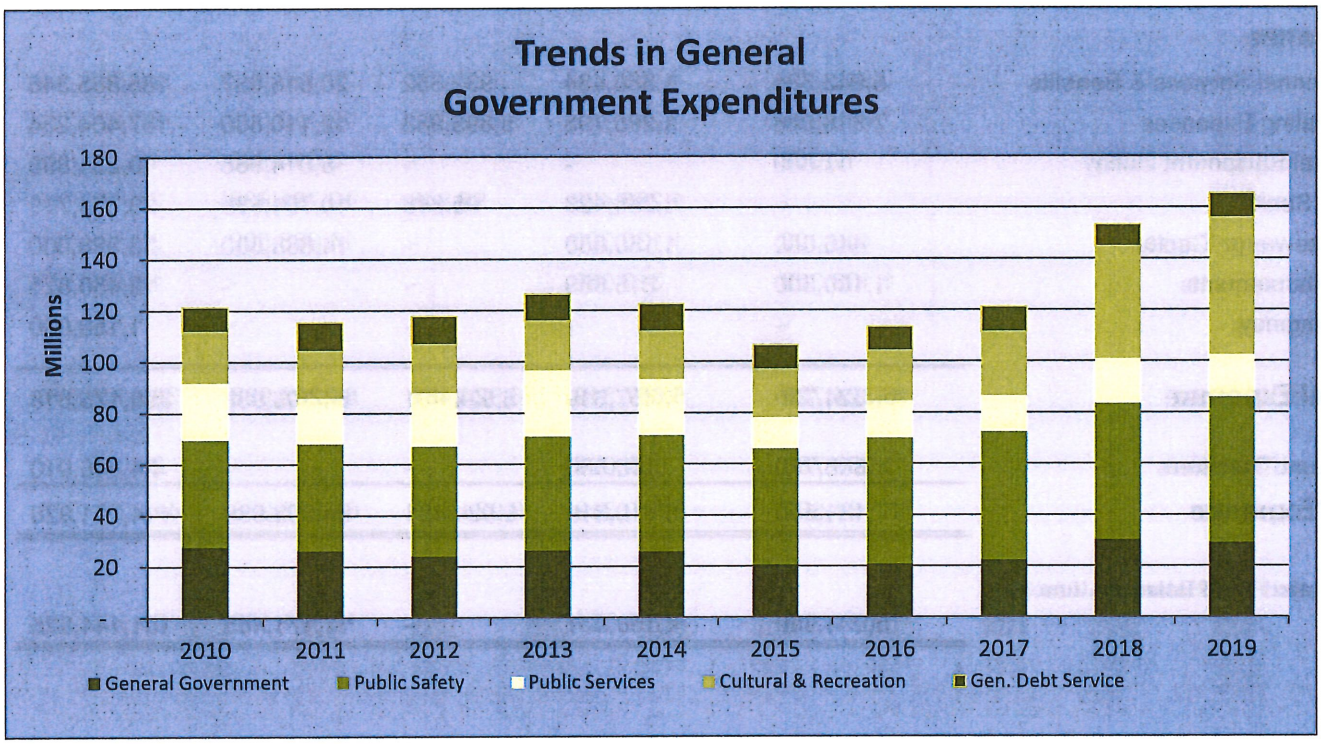

TOTAL GOVERNMENT REVENUES BY SOURCE

Fiscal Year	Taxes*	Sales & Services	Permits & Licenses	Intergovernmental	Misc.**	Interest on Investments	Total	Percent Change
2010	72,624,638	4,158,266	3,546,529	24,554,069	7,585,363	639,747	113,108,612	5%
2011	73,145,404	4,564,077	3,610,064	25,749,928	6,825,901	415,424	114,310,798	1%
2012	77,672,355	4,563,760	3,432,136	19,467,469	7,010,115	489,126	112,634,961	-1%
2013	76,793,504	4,636,533	3,492,409	19,867,064	7,800,275	86,991	112,676,776	0%
2014	79,084,063	6,778,018	3,728,062	18,936,581	8,305,482	329,076	117,161,282	4%
2015	79,051,024	4,509,856	3,459,914	21,119,557	1,083,336	272,801	109,496,488	-7%
2016	78,983,386	5,369,569	3,135,055	22,587,760	971,573	507,913	111,555,256	2%
2017	80,528,597	4,956,107	4,085,043	21,531,120	1,263,595	292,075	112,656,537	1%
2018	64,746,720	4,848,329	4,669,193	40,742,352	5,979,743	794,723	121,781,060	8%
2019	65,695,223	5,004,816	5,001,978	44,927,436	7,046,575	1,558,782	129,234,810	6%

*Includes Property Taxes, Sales and Use Taxes, and Occupancy Taxes. Except that starting in FY2018, sales and use taxes were captured in the Intergovernmental Revenues category.

**Includes Administrative Reimbursements and Miscellaneous Revenues

Includes General, Special Revenue, Capital Projects, and Debt Service Funds; excludes Other Financing Sources

Source: The above statistics are from the City of High Point Comprehensive Annual Financial Report

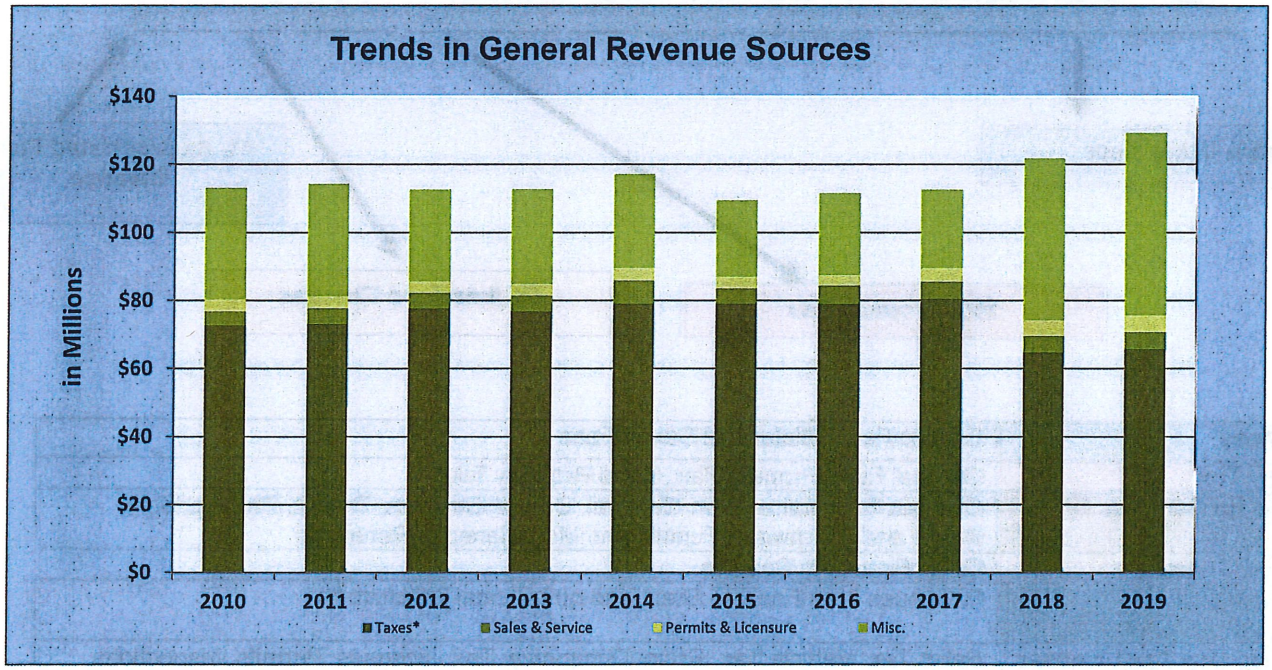

City of HIGH POINT NORTH CAROLINA

WHERE THE MUNICIPAL DOLLAR ORIGINATES

All Funds

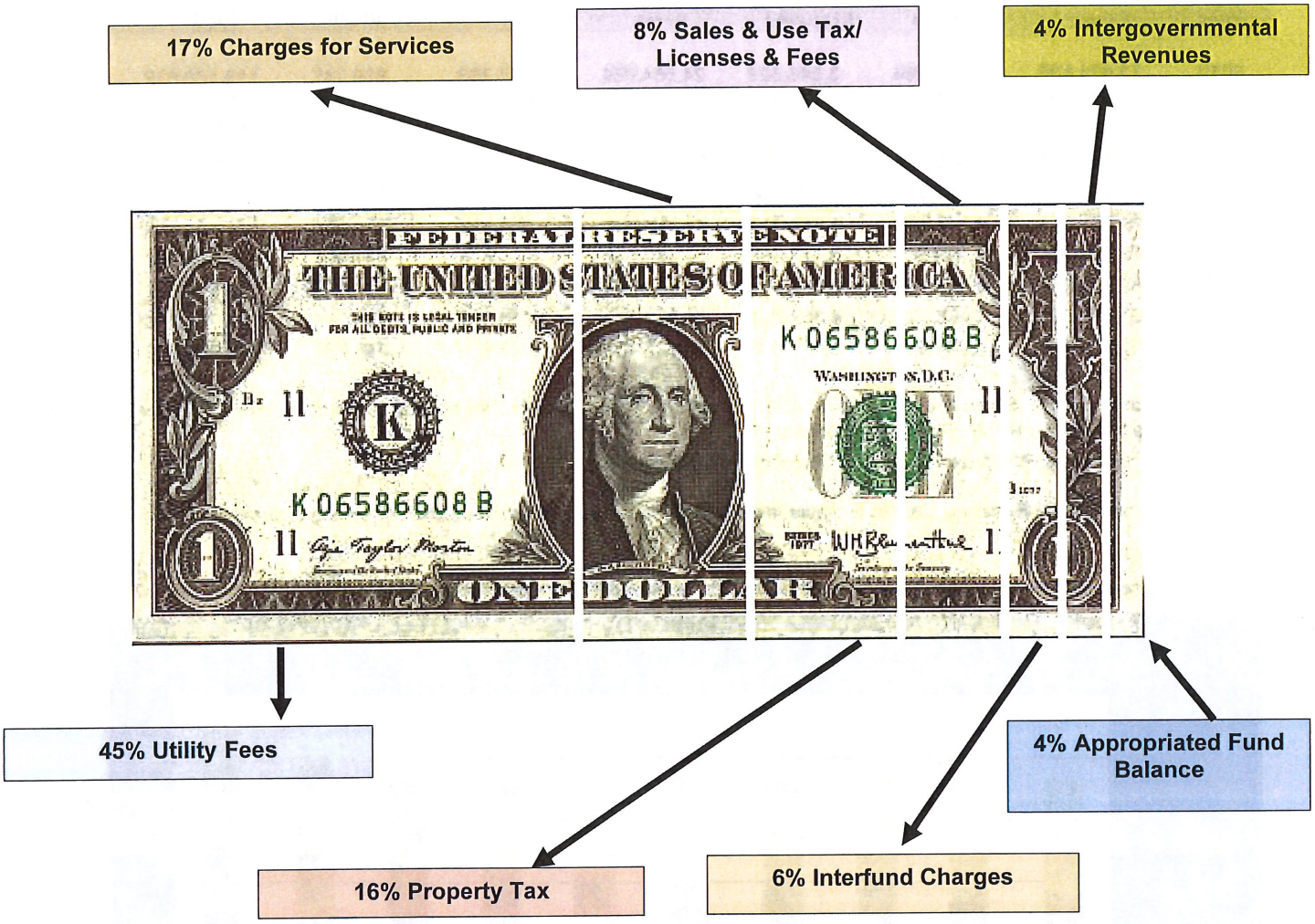

Utility Fees	Electric Fees, Water and Sewer Fees
Property Tax	General Fund Property Tax, Bond Property Tax
Charges for Services	Charges for Services from General, Central Services, Transit, Parking, Solid Waste and Stormwater Funds, and Miscellaneous Revenues
Interfund Charges	Other Financing Sources
Intergovernmental Revenues	Revenues from Federal, State and other Local jurisdictions
Sales and Use Tax/Licenses and Fees	Sales Tax, Vehicle Tax, Room Occupancy Tax, Licenses, Permits, Inspections, Library Fines, and other Miscellaneous Fees
Appropriated Fund Balance	Fund Balances

ESTIMATED CHANGES IN FUND BALANCES

Fund Balance represents the excess of a fund's assets and revenues over its liabilities, reserves, and expenditures at the close of the fiscal year.

The North Carolina Local Government Commission (LGC) recommends that units of government maintain a minimum fund balance in their operating funds of 8% of estimated expenditures. This level has been determined to be the equivalent of one month's expenditures and is generally regarded as a minimum level to avoid cash flow interruptions, generate interest income, reduce the need for short-term borrowings, and assist in maintaining investment grade bond ratings.

The High Point City Council-adopted Fiscal Policies maintain minimum fund balances at 10% of estimated expenditures as a signal of financial strength and fiscal stability. The City of High Point applies the policy to all operating funds *except* the Economic Development, General Debt, and General Capital Project funds as they are covered by more specific strategic plans. A summary of fund balances and estimated changes therein are shown below:

CITY OF HIGH POINT
FUND BALANCE AVAILABLE FOR APPROPRIATION

FUND	ACTUAL JUNE 30, 2019	ESTIMATED BALANCE JUNE 30, 2020	APPROPRIATED FY 2020-21	ESTIMATED BALANCE JUNE 30, 2021	FUND BALANCE POLICY	FY 2020-21 PROPOSED EXPENDITURES	FUND BALANCE MINIMUM	RESERVE % OF EXPENDITURES	AMOUNT ABOVE MINIMUM FUND BALANCE
GENERAL	11,955,416	11,120,000	-	11,120,000	10%	110,457,886	11,045,789	10.1%	74,211
GENERAL DEBT	13,142,389	11,892,000	-	11,892,000	50%	9,726,260	4,863,130	122.3%	7,028,870
ECONOMIC DEV.	1,332,344	2,004,000	-	2,004,000	n/a	500,000	n/a	n/a	n/a
CENTRAL SERVICE	5,046,844	4,567,000	904,057	3,662,943	n/a	15,917,044	n/a	n/a	n/a
WATER & SEWER	40,948,248	44,420,000	13,844,271	30,575,729	50%	48,424,978	24,212,489	63.1%	6,363,240
ELECTRIC	33,523,270	35,671,000	3,450,000	32,221,000	10%	124,649,060	12,464,906	25.8%	19,756,094
ELECT. RATE STABIL.	19,447,152	44,041,184	-	44,041,184	n/a	-	-	n/a	n/a
MASS TRANSIT	652,819	650,000	-	650,000	10%	4,639,266	463,927	14.0%	186,073
PARKING	174,376	214,000	-	214,000	10%	368,000	36,800	58.2%	177,200
SOLID WASTE	4,534,166	5,034,000	-	5,034,000	10%	15,324,720	1,532,472	32.8%	3,501,528
STORMWATER	7,436,767	4,570,000	411,369	4,158,631	10%	5,427,319	542,732	76.6%	3,615,899
TOTAL	**138,193,791**	**164,183,184**	**18,609,697**	**145,573,487**		**335,434,533**	**55,162,245**	**43.4%**	**40,703,115**

City of HIGH POINT NORTH CAROLINA

ANALYSIS OF REVENUE SOURCES

	FY 2019 ACTUAL	FY2020 BUDGET	FY 2021 PROPOSED	CHANGE	% Budget CHANGE
GENERAL FUND					
Taxes					
Ad valorem taxes-current year	54,335,013	56,040,750	56,443,909	403,159	0.7%
Ad valorem taxes-prior years	502,982	630,000	546,435	(83,565)	-13.3%
Penalty and interest	248,930	365,000	270,851	(94,149)	-25.8%
Tax Rebates/discounts	(187,104)	(181,500)	(262,939)	(81,439)	44.9%
Registered Motor Vehicle Taxes	4,936,253	4,961,510	5,461,892	500,382	10.1%
Sales Taxes	20,521,699	21,075,000	19,964,722	(1,110,278)	-5.3%
Utility Sales Tax	6,834,619	7,150,000	7,006,000	(144,000)	-2.0%
Room Occupancy Tax	1,965,800	1,850,000	1,502,051	(347,949)	-18.8%
Rental Vehicle Tax	215,076	185,000	219,304	34,304	18.5%
Total Taxes	**89,373,268**	**92,075,760**	**91,152,225**	**(923,535)**	**-1.0%**
Intergovernmental Revenues					
Utility franchise tax	584,301	715,000	500,000	(215,000)	-30.1%
Beer and wine tax	481,651	535,000	486,468	(48,532)	-9.1%
ABC Shared Revenue	1,799,869	1,675,000	1,850,502	175,502	10.5%
ABC mixed beverage tax	165,812	150,000	182,000	32,000	21.3%
Powell Bill	2,897,350	2,944,473	3,045,537	101,064	3.4%
Video Programming Fee	902,509	987,028	959,573	(27,455)	-2.8%
Guilford County - Library	359,960	359,960	359,960	-	0.0%
County-Colfax/Deep River Fire	360,434	330,000	350,000	20,000	6.1%
Guilford County-SROs	532,240	535,000	535,000	-	0.0%
Payment in lieu of Taxes-Electric	897,139	915,892	940,922	25,030	2.7%
Other intergovernmental revenues	1,503,073	1,292,173	1,271,555	(20,618)	-1.6%
Total Intergovernmental Revenues	**10,484,338**	**10,439,526**	**10,481,517**	**41,991**	**0.4%**
Licenses and permits					
Privilege licenses	75,064	125,000	85,000	(40,000)	-32.0%
Building Inspection permits	1,494,633	1,383,000	1,235,000	(148,000)	-10.7%
Vehicle User Fee	1,174,056	1,250,000	1,250,000	-	0.0%
Library Fees	44,704	50,000	50,000	-	0.0%
Other licenses and fees	505,680	521,650	512,850	(8,800)	-1.7%
Total Licenses and Permits	**3,294,137**	**3,329,650**	**3,132,850**	**(196,800)**	**-5.9%**
Charges for services					
Recreation programs	2,846,853	3,022,100	2,794,920	(227,180)	-7.5%
Other services	2,086,640	1,803,545	1,920,844	117,299	6.5%
Total Charges for Services	**4,933,493**	**4,825,645**	**4,715,764**	**(109,881)**	**-2.3%**
Interest income	735,208	750,000	250,000	(500,000)	-66.7%
Miscellaneous revenues	1,897,039	670,300	725,530	55,230	8.2%
Installment Financing	5,155,000	-	-	-	0.0%
Fund balance appropriated	-	-	-	-	0.0%
Total General Fund Revenues	**115,872,483**	**112,090,881**	**110,457,886**	**(1,632,995)**	**-1.5%**
SPECIAL GRANTS FUND					
Local, State, Federal Grants	6,389,199	3,690,869	3,542,960	(147,909)	-4.0%
Community Development Block Grant Program	1,571,334	3,033,396	2,847,248	(186,148)	-6.1%
Grants Interfund Transfer	789,374	420,675	534,273	113,598	27.0%
Total Special Grants Fund Revenue	**8,749,907**	**7,144,940**	**6,924,481**	**(220,459)**	**-3.1%**

City of HIGH POINT NORTH CAROLINA

ANALYSIS OF REVENUE SOURCES

	FY 2019 ACTUAL	FY2020 BUDGET	FY 2021 PROPOSED	CHANGE	% Budget CHANGE
ECONOMIC DEV. INCENTIVE FUND					
Net Economic Development Fund	53,727	325,000	100,000	(225,000)	-69.2%
Economic Development Interfund Transfer	475,000	475,000	400,000	(75,000)	-15.8%
Total Economic Dev. Incentive Fund	**528,727**	**800,000**	**500,000**	(300,000)	-37.5%
INSURANCE RESERVE FUND	**17,294,776**	**19,691,335**	**20,157,134**	**465,799**	2.4%
GENERAL DEBT SERVICE FUND					
Net General Debt Service Fund	4,316,262	5,426,539	4,732,710	(693,829)	-12.8%
General Debt Service Fund Transfer	793,000	4,993,550	4,993,550	-	0.0%
Total General Debt Service Fund	**5,109,262**	**10,420,089**	**9,726,260**	**(693,829)**	**-6.7%**
GENERAL CAPITAL PROJ FUND					
Net General Capital Projects Fund	-	-	-	-	0.0%
General Capital Proj. Interfund Transfer	2,330,323	2,253,323	1,651,000	(602,323)	-26.7%
Total General Capital Projects Fund	**2,330,323**	**2,253,323**	**1,651,000**	**(602,323)**	**-26.7%**
INTERNAL SERVICE FUNDS	**17,037,154**	**15,046,595**	**15,917,044**	**870,449**	**5.8%**
WATER-SEWER FUND					
Residential Sales	31,703,934	32,534,239	33,995,840	1,461,601	4.5%
City Sales	493,156	539,710	563,956	24,246	4.5%
Industrial Sales	3,208,535	3,400,969	3,553,757	152,788	4.5%
Commercial Sales	12,658,780	12,845,709	13,362,655	516,946	4.0%
Irrigation Sales	1,622,579	1,670,936	1,746,004	75,068	4.5%
Other Charges for Services	2,756,676	2,734,578	2,767,605	33,027	1.2%
Miscellaneous & Other Revenues	2,434,418	1,248,689	1,250,890	2,201	0.2%
Retained Earnings Appropriated	-	916,755	13,844,271	12,927,516	1410.1%
Total Water-Sewer Fund	**54,878,078**	**55,891,585**	**71,084,978**	**15,193,393**	**27.2%**
WATER-SEWER CAPITAL FUND	**2,699,196**	**8,383,550**	**7,660,000**	**(723,550)**	**-8.6%**
ELECTRIC FUND					
Residential Sales	50,960,029	53,217,232	51,114,806	(2,102,426)	-4.0%
Industrial Sales	16,163,566	16,346,415	16,914,191	567,776	3.5%
Commercial Sales	52,219,734	52,178,250	52,177,724	(526)	0.0%
Other Services	11,584,737	8,475,574	8,989,839	514,265	6.1%
Interest on Investments	1,306,819	1,100,000	780,000	(320,000)	-29.1%
Retained Earnings Appropriated	-	293,282	3,450,000	3,156,718	1076.3%
Total Electric Fund Revenue	**132,234,885**	**131,610,753**	**133,426,560**	**1,815,807**	**1.4%**
ELECTRIC CAPITAL FUND	**-**	**1,050,000**	**4,217,500**	**3,167,500**	**301.7%**
MASS TRANSIT FUND					
Operating Receipts	3,283,202	2,730,126	3,856,166	1,126,040	41.2%
Intergovernmental revenues	364,545	299,036	375,793	76,757	25.7%
Licenses & Permits	393,607	390,000	390,000	-	0.0%
Miscellaneous & Other Revenues	50,564	10,000	10,000	-	0.0%
Retained Earnings Appropriated	-	789,475	-	(789,475)	-100.0%

City of HIGH POINT NORTH CAROLINA

ANALYSIS OF REVENUE SOURCES

	FY 2019 ACTUAL	FY2020 BUDGET	FY 2021 PROPOSED	CHANGE	% Budget CHANGE
Total Net Mass Transit Fund Revenue	4,091,918	4,218,637	4,631,959	413,322	9.8%
Mass Transit Interfund Transfer	887,194	305,500	7,307	(298,193)	-97.6%
Total Mass Transit Fund	**4,979,112**	**4,524,137**	**4,639,266**	**115,129**	**2.5%**
MASS TRANSIT CAPITAL FUND	**801,899**	**570,000**	**110,000**	**(460,000)**	-80.7%
PARKING FUND					
Fees	271,561	277,000	220,000	(57,000)	-20.6%
Interest on Investments	4,218	6,000	3,000	(3,000)	-50.0%
Miscellaneous & Other Revenues		-	-	-	0.0%
Retained Earnings Appropriated	-	-	-	-	0.0%
Total Net Parking Fund Revenue	275,779	283,000	223,000	(60,000)	-21.2%
Parking Interfund Transfer	150,000	95,729	320,000	224,271	234.3%
Total Parking Fund Revenue	**425,779**	**378,729**	**543,000**	**164,271**	**43.4%**
SOLID WASTE FUND					
Tipping Fees	5,615,330	4,939,000	6,100,000	1,161,000	23.5%
Landfill User Fee	3,024,863	3,011,300	3,011,300	-	0.0%
Environmental Services Pick Up Fee	7,222,925	7,194,200	7,207,000	12,800	0.2%
Recycling Sales	451,901	450,000	350,000	(100,000)	-22.2%
Interest on Investments	165,897	150,000	90,000	(60,000)	-40.0%
Landfill State Excise Tax	82,820	71,000	83,000	12,000	16.9%
Miscellaneous Revenues	66,922	63,450	69,200	5,750	9.1%
Retained Earnings Appropriated	-	-	-	-	0.0%
Total Net Solid Waste Fund Revenue	16,630,658	15,878,950	16,910,500	1,031,550	6.5%
Solid Waste Interfund Transfer	-	2,191,000	221,000	(1,970,000)	-89.9%
Total Solid Waste Fund Revenue	**16,630,658**	**18,069,950**	**17,131,500**	**(938,450)**	**-5.2%**
SOLID WASTE CAPITAL FUND	**-**	**25,000**	**1,175,000**	**1,150,000**	4600.0%
STORMWATER FUND					
Stormwater Fees	5,225,889	5,225,998	5,239,000	13,002	0.2%
Interest on Investments	251,195	220,000	125,000	(95,000)	-43.2%
Other Fees	53,716	8,956	33,950	24,994	279.1%
Miscellaneous Revenues	77,430	-	1,000	1,000	0.0%
Retained Earnings Appropriated	-	1,169,292	411,369	(757,923)	-64.8%
Total Net Stormwater Fund Revenue	5,608,230	6,624,246	5,810,319	(813,927)	-12.3%
Stormwater Interfund Transfer	-	-	-	-	0.0%
Total Stormwater Fund Revenue	**5,608,230**	**6,624,246**	**5,810,319**	**(813,927)**	**-12.3%**
STORMWATER CAPITAL FUND	**-**	**420,000**	**230,000**	**(190,000)**	-45.2%
MARKET AUTHORITY FUND					
Business License	1,707,841	1,750,000	1,700,000	(50,000)	-2.9%
Occupancy Tax	405,082	425,000	400,000	(25,000)	-5.9%
Total Net Market Authority Fund Revenue	2,112,923	2,175,000	2,100,000	(75,000)	-3.4%
Market Authority Interfund Transfer	1,000,000	1,000,000	760,000	(240,000)	-24.0%
Total Market Authority Fund Revenue	**3,112,923**	**3,175,000**	**2,860,000**	**(315,000)**	**-9.9%**
TOTAL REVENUE	**388,293,392**	**398,170,113**	**414,221,928**	**16,051,815**	**4.0%**

City of HIGH POINT NORTH CAROLINA

TAX VALUES, RATES AND COLLECTIONS

CITY OF HIGH POINT
ASSESSED VALUE HISTORY

Fiscal Year	REAL PROPERTY				Personal Property	Public Service Companies	Total Assessed Value	% Inc yr/yr
	Residential Property	Commercial Property	Industrial Property	Total				
2006	3,481,796,314	2,491,980,410	942,275,410	6,916,052,134	1,372,316,382	117,923,262	8,406,291,778	0.9%
2007	3,615,085,429	2,530,768,578	942,311,760	7,088,165,767	1,409,442,958	122,178,728	8,619,787,453	2.5%
2008	3,778,859,150	2,729,035,922	994,596,450	7,502,491,522	1,441,055,968	131,332,066	9,074,879,556	5.3%
2009	4,231,853,123	2,408,171,911	1,005,788,880	7,645,813,914	1,452,697,393	131,984,351	9,230,495,658	1.7%
2010	4,279,155,000	2,483,747,575	1,008,165,180	7,771,067,755	1,417,186,050	131,456,290	9,319,710,095	1.0%
2011	n/a	n/a	n/a	7,682,834,650	1,402,419,615	129,766,404	9,215,020,669	-1.1%
2012	n/a	n/a	n/a	7,655,916,694	1,455,701,042	129,074,157	9,240,691,893	0.3%
2013	4,300,290,483	1,949,336,323	987,346,355	7,236,973,161	1,501,465,603	148,989,146	8,887,427,910	-3.8%
2014	4,315,429,943	2,149,860,980	969,318,600	7,434,609,523	1,489,840,190	128,387,727	9,052,837,440	1.9%
2015	4,397,388,367	1,872,215,206	977,839,178	7,247,442,751	1,555,428,785	126,857,380	8,929,728,916	-1.4%
2016	4,349,667,380	2,014,352,593	914,694,134	7,278,714,107	1,587,787,369	140,281,138	9,006,782,614	0.9%
2017	4,429,691,766	1,942,245,655	993,448,540	7,365,385,961	1,674,065,813	141,688,783	9,181,140,557	1.9%
2018	4,581,596,716	2,093,081,705	1,036,916,309	7,711,594,730	1,724,751,200	144,885,945	9,581,231,875	4.4%
2019	4,617,512,541	2,073,676,161	1,111,145,808	7,802,334,510	1,774,628,867	142,350,789	9,719,314,166	1.4%
2020 (est)	4,523,027,218	2,222,441,689	1,190,859,408	7,936,328,315	1,764,758,469	146,722,026	9,847,808,810	1.3%
2021 (est)	4,590,872,626	2,255,778,314	1,208,722,299	8,055,373,240	1,792,994,605	149,333,678	9,997,701,522	1.5%

Ten Largest Taxpayers - Fiscal Year Ending June 2019

Name	Nature of Business	Assessed Value	% of Total Assessed Value
International Market Centers	Home Furnishings Showroom	317,845,855	3.27%
Ralph Lauren	Distribution/Customer Service	90,906,610	0.94%
Blue Ridge Companies	Real Estate	68,325,468	0.70%
Carolina Investment Properties	Real Estate	63,485,500	0.65%
Thomas Built Buses	Bus Manufacturing	63,465,319	0.65%
Liberty Property Trust	Real Estate	62,093,557	0.64%
North State Communications	Communications Utility	53,339,839	0.55%
EBSCO	Real Estate	43,458,100	0.45%
Sampson Marketing	Home Furnishings Showroom	42,007,342	0.43%
ThermoFisher Scientific	Pharmaceutical Manufacturing	40,843,306	0.42%

City of HIGH POINT NORTH CAROLINA

WHERE THE MUNICIPAL DOLLAR GOES

All Funds

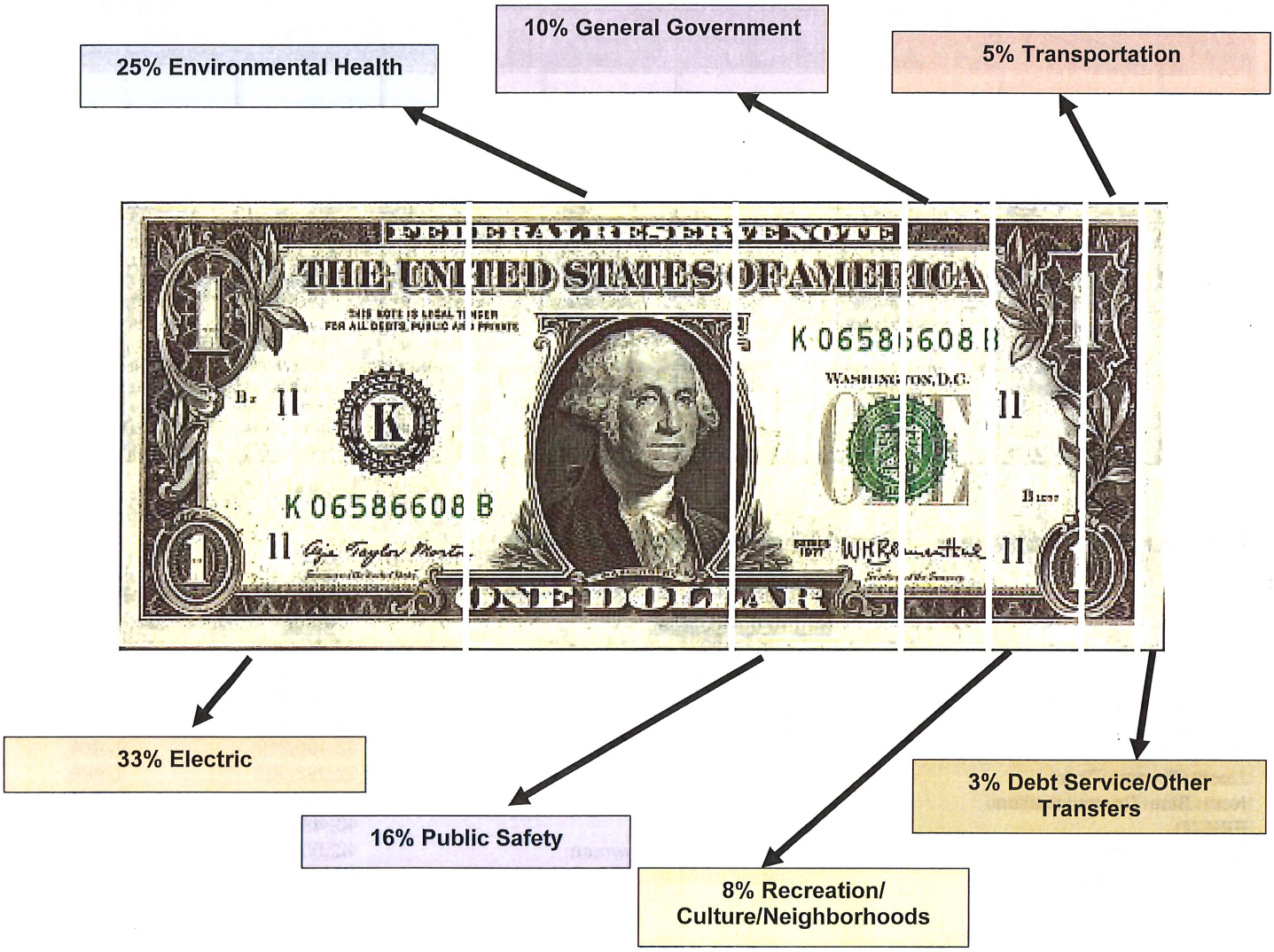

Electric	Electric Fund
Public Safety	Communications Center, Police, Fire, Building Inspections, Debt Service, Local Code Enforcement
Recreation/Culture/Neighborhoods	Parks & Recreation, Library, Theatre, Outside Agencies, Debt Service, Planning & Development, Economic Development, Community Development, Market Authority
General Government	Governing Body, City Management, City Attorney, Budget and Evaluation, Human Relations, Engineering, Information Technology Services, Human Resources, Financial Services, Special Appropriations, Debt Service
Transportation	Transportation, Street Maintenance, Debt Service, Transit, Parking
Debt Service/Reimbursements	Reimbursement, Contingency, Debt Service, Internal Service Funds, Special Grants Fund
Environmental Health	Water and Sewer, Solid Waste, Stormwater, Public Services except Street Maintenance

City of HIGH POINT NORTH CAROLINA

ANALYSIS OF EXPENDITURES

	FY 2019 ACTUAL	FY 2020 BUDGET	FY 2021 PROPOSED	CHANGE	% BUDGET CHANGE
GENERAL FUND					
Governing Body					
City Council	448,754	469,538	494,408	24,870	5.3%
City Clerk	185,757	209,490	213,635	4,145	2.0%
Total Governing Body	**634,511**	**679,028**	**708,043**	**29,015**	**4.3%**
City Management					
City Manager	1,014,025	1,211,396	1,307,798	96,402	8.0%
Joblink-Idol Street Bldg.	92,377	90,850	84,456	(6,394)	-7.0%
Total City Management	**1,106,402**	**1,302,246**	**1,392,254**	**90,008**	**6.9%**
Budget and Evaluation	**313,903**	**317,726**	**294,555**	**(23,171)**	-7.3%
City Attorney	**1,658,935**	**1,046,188**	**1,066,058**	**19,870**	1.9%
Communications & Public Engagement	**444,396**	**463,520**	**492,632**	**29,112**	6.3%
Human Relations	**163,288**	**181,777**	**179,541**	**(2,236)**	-1.2%
Economic Development	**807,757**	**556,601**	**569,405**	**12,804**	2.3%
Engineering Services	**1,603,802**	**1,713,744**	**1,548,872**	**(164,872)**	-9.6%
Maintenance Operations					
Facility Maintenance	1,674,205	1,629,652	1,666,084	36,432	2.2%
Depot Maintenance	40,286	74,194	74,432	238	0.3%
Total Maintenance Operations	**1,714,491**	**1,703,846**	**1,740,516**	**36,670**	**2.2%**
Information Technology Services					
Info. Tech Services Admin	6,428,078	6,638,984	6,302,211	(336,773)	-5.1%
Communications Center	2,522,471	2,571,576	2,639,502	67,926	2.6%
Total Information Technology	**8,950,549**	**9,210,560**	**8,941,713**	**(268,847)**	**-2.9%**
Human Resources					
Administration	1,056,702	1,169,560	1,134,952	(34,608)	-3.0%
Safety and Health	465,450	583,554	532,286	(51,268)	-8.8%
Total Human Resources	**1,522,152**	**1,753,114**	**1,667,238**	**(85,876)**	**-4.9%**
Financial Services					
Administration	1,023,698	1,055,605	1,052,752	(2,853)	-0.3%
Accounting Financial Reporting	405,139	440,922	411,066	(29,856)	-6.8%
Accounting Operations	461,833	546,790	519,104	(27,686)	-5.1%
Purchasing	321,899	350,106	352,894	2,788	0.8%
Total Financial Services	**2,212,569**	**2,393,423**	**2,335,816**	**(57,607)**	**-2.4%**
Police					
Administration					
Chief's Office	739,935	789,631	903,396	113,765	14.4%
Major Crimes	5,995,156	6,110,085	6,514,430	404,345	6.6%
Field Operations-South	11,167,574	11,956,668	11,808,383	(148,285)	-1.2%
Field Operations-North	10,687,395	10,507,372	11,253,870	746,498	7.1%
Total Police	**28,590,060**	**29,363,756**	**30,480,079**	**1,116,323**	**3.8%**

City of HIGH POINT NORTH CAROLINA

ANALYSIS OF EXPENDITURES

	FY 2019 ACTUAL	FY 2020 BUDGET	FY 2021 PROPOSED	CHANGE	% BUDGET CHANGE
Fire					
Administration	3,383,875	3,430,676	3,512,935	82,259	2.4%
Suppression	20,765,259	19,456,346	20,640,578	1,184,232	6.1%
Total Fire	**24,149,134**	**22,887,022**	**24,153,513**	**1,266,491**	**5.5%**
Transportation					
Administration	801,543	993,730	1,027,319	33,589	3.4%
Traffic Signs and Markings	655,337	747,578	735,668	(11,910)	-1.6%
Traffic Signals	570,328	703,385	707,073	3,688	0.5%
Computerized Signal System	395,402	410,001	421,317	11,316	2.8%
Street Lighting	2,425,956	-	-	-	0.0%
Total Transportation	**4,848,566**	**2,854,694**	**2,891,377**	**36,683**	**1.3%**
Public Services					
Administration	448,518	448,278	471,523	23,245	5.2%
Cemeteries	249,577	263,658	285,406	21,748	8.2%
Street Maintenance	6,765,062	6,916,740	6,389,060	(527,680)	-7.6%
Total Public Services	**7,463,157**	**7,628,676**	**7,145,989**	**(482,687)**	**-6.3%**
Planning and Development					
Planning	1,215,554	1,238,065	1,269,948	31,883	2.6%
Building Inspections	1,659,134	1,683,913	1,622,892	(61,021)	-3.6%
Development Services	445,348	424,536	458,512	33,976	8.0%
Total Planning and Dev.	**3,320,036**	**3,346,514**	**3,351,352**	**4,838**	**0.1%**
Community Dev. and Housing					
Community Dev. and Housing	841,939	690,921	695,387	4,466	0.6%
CD&H Tax Foreclosure Properties	169,486	200,000	100,000	(100,000)	-50.0%
Local Code Enforcement	950,047	979,916	957,442	(22,474)	-2.3%
Total Community Dev. and Housing	**1,961,472**	**1,870,837**	**1,752,829**	**(118,008)**	**-6.3%**
Parks and Recreation					
Administration	1,925,047	1,721,015	1,739,108	18,093	1.1%
Programs	2,515,258	2,960,039	2,584,514	(375,525)	-12.7%
Special Facilities	4,796,172	4,853,724	4,876,256	22,532	0.5%
Parks	3,057,763	3,258,342	3,183,827	(74,515)	-2.3%
Total Parks and Recreation	**12,294,240**	**12,793,120**	**12,383,705**	**(409,415)**	**-3.2%**
Library					
Administration	621,418	621,886	666,440	44,554	7.2%
Technical Services	304,863	328,472	326,537	(1,935)	-0.6%
Building Maintenance	377,077	364,631	392,588	27,957	7.7%
Children's Services	610,250	581,292	704,253	122,961	21.2%
Library Research Services	835,769	859,506	931,083	71,577	8.3%
Information Services	285,043	317,845	335,355	17,510	5.5%
Readers' Services	701,086	722,045	794,154	72,109	10.0%
Lending Services	622,119	659,452	631,783	(27,669)	-4.2%
Historical Museum	779,149	854,322	150,076	(704,246)	-82.4%
Total Library	**5,136,774**	**5,309,451**	**4,932,269**	**(377,182)**	**-7.1%**

ANALYSIS OF EXPENDITURES

	FY 2019 ACTUAL	FY 2020 BUDGET	FY 2021 PROPOSED	CHANGE	% BUDGET CHANGE
Theatre					
Administration	360,565	338,075	340,626	2,551	0.8%
Box Office	419,854	329,020	365,216	36,196	11.0%
Technical Services	557,090	528,788	535,876	7,088	1.3%
Building Maintenance	224,094	207,413	207,987	574	0.3%
Total Theatre	**1,561,603**	**1,403,296**	**1,449,705**	**46,409**	**3.3%**
Special Appropriations	**3,272,295**	**4,660,000**	**3,009,007**	**(1,650,993)**	-35.4%
Reimbursements/Redistribution	**94,525**	**(10,024,035)**	**(10,006,712)**	**17,323**	-0.2%
General Contingency	**-**	**400,000**	**400,000**	**-**	0.0%
TOTAL NET GENERAL FUND	113,824,617	103,815,104	102,879,756	(935,348)	-0.9%
General Fund Interfund Transfers	4,949,571	8,275,777	7,578,130	(697,647)	-8.4%
TOTAL GENERAL FUND	**118,774,188**	**112,090,881**	**110,457,886**	**(1,632,995)**	**-1.5%**
NET SPECIAL GRANTS FUND	7,806,369	3,991,544	3,957,233	(34,311)	-0.9%
Special Grants Interfund Transfer	-	-	-	-	0.0%
TOTAL SPECIAL GRANTS FUND	**7,806,369**	**3,991,544**	**3,957,233**	**(34,311)**	**-0.9%**
COMMUNITY DEVELOP. FUND	**2,079,251**	**3,153,396**	**2,967,248**	**(186,148)**	**-5.9%**
ECONOMIC DEV. INCENTIVE FUND	**567,478**	**800,000**	**500,000**	**(300,000)**	**-37.5%**
INSURANCE RESERVE FUND	**17,434,804**	**19,691,335**	**20,157,134**	**465,799**	**2.4%**
GENERAL DEBT SERVICE FUND					
G.O. Bond Debt Service	7,237,498	10,318,144	7,104,204	(3,213,940)	-31.1%
G.O. Leases/Installments	364,402	101,945	-	(101,945)	-100.0%
Limited Obligation Bonds	1,372,886	-	2,622,056	2,622,056	100.0%
TOTAL NET GENERAL DEBT SERVICE FUND	8,974,786	10,420,089	9,726,260	(693,829)	-6.7%
General Debt Service Interfund Transfer	-	-	-	-	0.0%
TOTAL GENERAL DEBT SERVICE FUND	**8,974,786**	**10,420,089**	**9,726,260**	**(693,829)**	**-6.7%**
NET GEN. CAPITAL PROJECTS FUND	4,179,406	1,810,000	1,651,000	(159,000)	-8.8%
General Capital Proj. Interfund Transfer	248,320	443,323	-	(443,323)	-100.0%
TOTAL GEN. CAPITAL PROJ. FUND	**4,427,726**	**2,253,323**	**1,651,000**	**(602,323)**	**-26.7%**
TOTAL CENTRAL SERVICES FUND	**15,885,758**	**15,046,595**	**15,917,044**	**870,449**	**5.8%**
WATER AND SEWER FUND					
Operating					
Administration	2,216,977	3,389,661	3,478,083	88,422	2.6%
Eastside Plant	3,005,924	3,080,042	3,367,849	287,807	9.3%
Westside Plant	1,759,162	1,885,135	1,924,305	39,170	2.1%
Mains	4,436,518	4,903,461	4,914,025	10,564	0.2%
Laboratory Services	913,908	1,194,850	1,142,151	(52,699)	-4.4%
Facilities Maintenance	4,208,624	4,035,229	4,238,774	203,545	5.0%
Frank Ward Plant	3,115,593	3,366,101	3,428,232	62,131	1.8%
Residuals Management	1,218,067	1,329,444	1,477,227	147,783	11.1%
Total Water and Sewer Operating	**20,874,773**	**23,183,923**	**23,970,646**	**786,723**	**3.4%**
Water-Sewer Non-Departmental	7,121,290	7,554,916	7,595,111	40,195	0.5%
Subtotal Operating	**27,996,063**	**30,738,839**	**31,565,757**	**826,918**	**2.7%**

ANALYSIS OF EXPENDITURES

	FY 2019 ACTUAL	FY 2020 BUDGET	FY 2021 PROPOSED	CHANGE	% BUDGET CHANGE
Contingency	-	300,000	300,000	-	0.0%
Debt Service	16,426,552	16,419,196	16,509,221	90,025	0.5%
NET TOTAL WATER & SEWER FUND	44,422,615	47,458,035	48,374,978	916,943	1.9%
Water-Sewer Interfund Transfer	8,125,000	8,433,550	22,710,000	14,276,450	169.3%
TOTAL WATER AND SEWER FUND	**52,547,615**	**55,891,585**	**71,084,978**	**15,193,393**	**27.2%**
WATER/SEWER CAPITAL PROJ. FUND	**16,734,629**	**8,383,550**	**7,660,000**	**(723,550)**	**-8.6%**
ELECTRIC FUND					
Operating and Maintenance					
Administration	1,114,741	929,928	930,401	473	0.1%
Power Supply Expense	92,437,794	97,299,892	97,126,722	(173,170)	-0.2%
Engineering	1,129,804	1,447,043	1,455,062	8,019	0.6%
Warehouse	595,740	612,729	655,368	42,639	7.0%
Structures and Stations	733,022	857,412	906,189	48,777	5.7%
Lines Maintenance	1,048,489	1,385,130	1,592,130	207,000	14.9%
Street Lighting	351,078	399,980	449,980	50,000	12.5%
Metering/Customer Installation	125,596	355,760	357,242	1,482	0.4%
System Improvements	10,525,885	11,997,085	13,113,800	1,116,715	9.3%
Customer Service					
Administration	331,017	432,260	423,929	(8,331)	-1.9%
Meter Reading	693,600	711,758	741,454	29,696	4.2%
Revenue Collections	1,281,283	1,420,553	1,370,718	(49,835)	-3.5%
Mail Room	75,041	84,455	138,374	53,919	63.8%
Telephone Center	1,082,953	1,121,310	1,197,050	75,740	6.8%
Water Meter Services	405,124	614,638	624,151	9,513	1.5%
Dispatch	422,975	412,134	426,867	14,733	3.6%
Field Services	470,788	515,191	528,341	13,150	2.6%
Total Operating and Customer Service	**112,824,930**	**120,597,258**	**122,037,778**	**1,440,520**	**1.2%**
Electric Non-Departmental	4,256,323	2,285,995	2,161,282	(124,713)	-5.5%
Subtotal Operating	**117,081,253**	**122,883,253**	**124,199,060**	**1,315,807**	**1.1%**
Electric Contingency	-	450,000	450,000	-	0.0%
Electric Capital Projects	5,842,833	6,117,500	3,450,000	(2,667,500)	-43.6%
TOTAL NET ELECTRIC FUND	122,924,086	129,450,753	128,099,060	(1,351,693)	-1.0%
Electric Interfund Transfer	1,210,000	2,160,000	5,327,500	3,167,500	146.6%
TOTAL ELECTRIC FUND	**124,134,086**	**131,610,753**	**133,426,560**	**1,815,807**	**1.4%**
ELECTRIC CAPITAL FUND	**-**	**1,050,000**	**4,217,500**	**3,167,500**	**301.7%**
MASS TRANSIT FUND	**3,842,416**	**4,524,137**	**4,639,266**	**115,129**	**2.5%**
MASS TRANSIT CAPITAL FUND	**739,836**	**570,000**	**110,000**	**(460,000)**	**-80.7%**

City of HIGH POINT NORTH CAROLINA

ANALYSIS OF EXPENDITURES

	FY 2019 ACTUAL	FY 2020 BUDGET	FY 2021 PROPOSED	CHANGE	% BUDGET CHANGE
PARKING FUND					
Parking Facilities Operating					
Parking Facility - Radisson	70,308	67,958	74,439	6,481	9.5%
Parking Facility - Broad St.	20,552	22,895	25,270	2,375	10.4%
Parking Facility - High W. Com	309,963	287,876	268,291	(19,585)	-6.8%
Total Parking Facilities Operating	**400,823**	**378,729**	**368,000**	**(10,729)**	**-2.8%**
Parking Capital Projects	223,292	-	175,000	175,000	0.0%
TOTAL PARKING FUND	**624,115**	**378,729**	**543,000**	**164,271**	**43.4%**
SOLID WASTE FUND					
Ingleside	663,818	729,620	735,495	5,875	0.8%
Landfill Operating	3,724,171	4,226,604	4,631,173	404,569	9.6%
Municipal Recycling Facility	1,703,768	1,980,045	2,021,743	41,698	2.1%
Environmental Services	6,730,230	7,189,648	7,365,183	175,535	2.4%
Subtotal Operating	**12,821,987**	**14,125,917**	**14,753,594**	**627,677**	**4.4%**
Non-Departmental Funds	19,224	163,933	125,126	(38,807)	-23.7%
Capital Projects	1,247,015	2,241,000	271,000	(1,970,000)	-87.9%
TOTAL NET SOLID WASTE FUND	14,088,226	16,530,850	15,149,720	(1,381,130)	-8.4%
Solid Waste Interfund Transfer	1,808,733	1,539,100	1,981,780	442,680	28.8%
TOTAL SOLID WASTE FUND	**15,896,959**	**18,069,950**	**17,131,500**	**(938,450)**	**-5.2%**
SOLID WASTE CAPITAL FUND	**25,639**	**25,000**	**1,175,000**	**1,150,000**	**4600.0%**
STORMWATER FUND					
Stormwater Management					
Stormwater Maintenance	2,324,496	2,837,632	3,424,896	587,264	20.7%
Stormwater Non-Departmental	-	-	-	-	0.0%
Subtotal Operating	**2,324,496**	**2,837,632**	**3,424,896**	**587,264**	**20.7%**
Debt Service	1,322,340	1,371,329	1,255,423	(115,906)	-8.5%
Capital Projects	2,123,370	1,995,285	900,000	(1,095,285)	-54.9%
TOTAL NET STORMWATER FUND	**5,770,206**	**6,204,246**	**5,580,319**	**(623,927)**	**-10.1%**
Stormwater Interfund Transfer	-	420,000	230,000	(190,000)	-45.2%
TOTAL STORMWATER FUND	**5,770,206**	**6,624,246**	**5,810,319**	**(813,927)**	**-12.3%**
STORM WATER CAPITAL FUND	**4,948**	**420,000**	**230,000**	**(190,000)**	**-45.2%**
MARKET AUTHORITY FUND	**3,112,923**	**3,175,000**	**2,860,000**	**(315,000)**	**-9.9%**
TOTAL EXPENDITURES	**399,383,732**	**398,170,113**	**414,221,928**	**13,264,315**	**3.3%**

City of HIGH POINT NORTH CAROLINA

SUMMARY OF PERSONNEL COMPLEMENT

Function	Accounting Unit	FY 2019 Adopted	FY 2020 Adopted	FY 2021 Proposed	Prior Yr. Change
Governing Body					
City Clerk	101102	2	2	2	0
Subtotal Governing Body		**2**	**2**	**2**	**0**
City Manager	101111	6	6	7	1
City Attorney	101121	3	4	4	0
Communications & Public Engagement	101131	4	4	4	0
Human Relations	101141	2	2	2	0
Engineering Services	101231	18	18	18	0
Communications and Info. Serv.	101241	26	26	26	0
Communications Center	101242	32	32	32	0
Economic Development	101511	4	4	4	0
Human Resources					
Administration	101211	8	8	8	0
Safety and Health	101212	6	6	6	0
Subtotal Human Resources		**14**	**14**	**14**	**0**
Financial Services					
Administration	101221	3	3	3	0
Accounting	101222	5	5	5	0
Treasury Services	101223	6	6	6	0
Budget and Evaluation	101112	3	3	3	0
Purchasing	101224	3	4	4	0
Subtotal Financial Services		**20**	**21**	**21**	**0**
Facilities Services	101261	10	10	10	0
Police					
Chief's Office	101311	5	5	6	1
Major Crimes	101312	60	61	63	2
Field Operations-South	101313	119	122	117	-5
Field Operations-North	101314	105	110	109	-1
Subtotal Police		**289**	**298**	**295**	**-3**
Fire					
Administration	101351	24	24	24	0
Suppression	101352	211	211	211	0
Subtotal Fire Department		**235**	**235**	**235**	**0**
Transportation					
Administration	101611	10	10	10	0
Traffic Signs and Markings	101612	8	8	8	0
Traffic Signals	101613	5	5	5	0
Computerized Signal System	101614	4	4	4	0
Subtotal Transportation		**27**	**27**	**27**	**0**
Public Services					
Administration	101711	3	3	3	0
Cemeteries	101713	4	4	4	0
Street Maintenance	101721	42	42	42	0
Subtotal Public Services		**49**	**49**	**49**	**0**

City of HIGH POINT NORTH CAROLINA

SUMMARY OF PERSONNEL COMPLEMENT

Function	Accounting Unit	FY 2019 Adopted	FY 2020 Adopted	FY 2021 Proposed	Prior Yr. Change
Planning and Development					
Planning	101521	12	12	12	0
Building Inspections	101522	18	17	17	0
Development Services	101523	5	6	6	0
Subtotal Planning and Development		**35**	**35**	**35**	**0**
Community Devel. and Housing					
Community Development	101534	2	2	2	0
Local Code Enforcement	101537	7	7	7	0
Subtotal Community Devel. and Housing		**9**	**9**	**9**	**0**
Parks and Recreation					
Administration	101411	15	15	15	0
Parks and Recreation Programs	101421	20	20	18	-2
Parks and Recreation Special Facilities	101431	42	44	42	-2
Parks	101441	41	41	41	0
Subtotal Parks and Recreation		**118**	**120**	**116**	**-4**
Library					
Administration	101451	4	4	4	0
Technical Services	101452	4	4	4	0
Building Maintenance	101453	4	4	4	0
Children's Services	101454	5	5	6	1
Research Services	101455	8	8	8	0
Information Services	101456	3	3	3	0
Library Readers' Services	101457	6	6	6	0
Lending Services	101459	10	10	10	0
Historical Museum	101465	9	9	3	-6
Subtotal Library		**53**	**53**	**48**	**-5**
Theatre					
Administration	101471	2	2	2	0
Box Office	101472	1	1	1	0
Technical Services	101473	3	3	3	0
Subtotal Theatre		**6**	**6**	**6**	**0**
Total General Fund		**962**	**975**	**964**	**-11**
Community Development Block Grant					
CD Administration		1	1	1	0
Affordable Housing		6	6	6	0
Community Resource Programs		2	2	2	0
Total Community Dev. Block Grant		**9**	**9**	**9**	**0**
Water and Sewer Fund					
Administration	621751	9	9	9	0
Eastside Plant	621752	15	15	15	0
Westside Plant	621753	12	13	13	0
Mains	621754	48	48	46	-2
Laboratory Services	621756	10	10	10	0

City of HIGH POINT NORTH CAROLINA

SUMMARY OF PERSONNEL COMPLEMENT

Function	Accounting Unit	FY 2019 Adopted	FY 2020 Adopted	FY 2021 Proposed	Prior Yr. Change
Maintenance Services	621757	25	27	27	0
Frank L. Ward Plant	621758	14	15	16	1
Residuals Management	621759	6	7	7	0
Total Water and Sewer Fund		**139**	**144**	**143**	**-1**
Electric Fund					
Engineering	631232	9	10	10	0
Customer Service-Administration	631251	4	4	4	0
Customer Service-Meter Reading	631252	10	10	10	0
Customer Serv.-Revenue Collections	631253	13	14	13	-1
Cust. Serv.-Telephone Center	631256	13	11	14	3
Cust. Serv.-Water Meter Service	631257	5	5	5	0
Cust. Serv.-Dispatch	631258	7	8	7	-1
Cust. Serv.-Field Serv. Cut-Ons/Offs	631259	7	7	7	0
Administration	631781	3	3	3	0
Electric Opr. and Maint. Warehouse	631783	4	5	5	0
Operating and Maint. Dist. Exp.	631784	5	5	5	0
Electric System Improvements	631795	46	46	46	0
Total Electric Fund		**126**	**128**	**129**	**1**
Mass Transit Fund	641621	**54**	**54**	**55**	**1**
Parking Fund					
High & Commerce	651633	2	2	2	0
Total Parking Fund		**2**	**2**	**2**	**0**
Solid Waste Fund					
Ingleside Compost Facility	661740	6	6	6	0
Landfill Facilities Operating	661741	16	16	17	1
Municipal Recycling Facility	661742	21	25	25	0
Environmental Services	661743	49	49	50	1
Total Solid Waste Fund		**92**	**96**	**98**	**2**
Stormwater Fund	671731	**25**	**26**	**26**	**0**
Central Services Fund					
Radio Repair Shop	501243	4	4	4	0
Fleet Services	501271	19	20	22	2
Total Central Services Fund		**23**	**24**	**26**	**2**
Operating		**1,423**	**1,449**	**1,443**	**-6**
Grants		**19**	**11**	**11**	**0**
Total Full-Time Positions		**1,442**	**1,460**	**1,454**	**-6**

Part-Time Positions

City Management	1	1	1	0
Police	14	6	11	5

City of HIGH POINT NORTH CAROLINA

SUMMARY OF PERSONNEL COMPLEMENT

Function	Accounting Unit	FY 2019 Adopted	FY 2020 Adopted	FY 2021 Proposed	Prior Yr. Change
Parks and Recreation		126	133	105	-28
Library		26	22	17	-5
Theatre		3	3	4	1
Transportation		0	2	2	0
Public Service--GF		5	5	5	0
Fleet		0	0	1	1
Water & Sewer		6	12	12	0
Electric		3	3	4	1
Mass Transit		6	2	5	3
Parking		7	7	7	0
Landfill		1	1	1	0
Stormwater		0	0	2	2
Total Part-time Positions		**198**	**197**	**177**	**-20**
GRAND TOTAL		**1,640**	**1,657**	**1,631**	**-26**

DEBT SERVICE POLICIES & OVERVIEW

In North Carolina, the issuance of bonds is accomplished with the guidance and approval of the North Carolina Local Government Commission (LGC) from the point of development of a bond referendum to the actual sale of the bonds. The LGC must approve the concept and amount of a bond issuance before it goes to the voters for approval. Upon approval of a bond referendum by the citizens and sale of the bonds, the LGC is able to develop a level payment schedule to avoid major swings in the debt service obligations from year-to-year. As old debt is either retired or decreases, new debt is issued. This helps in minimizing the effect of debt on the property tax rate and as well as utility rates when revenue bonds are issued.

In November 2019, voters approved a $50 million bond referendum to fund transportation, affordable housing, and parks and recreation projects. Staff plans to begin issuing the 2019 referendum bond in fiscal year 2020-2021.

Listed below are the City of High Point debt issues that are on the current long-term debt plan. The total long-term debt service for fiscal year 2020-2021 is shown by fund below.

DEBT ISSUES

General Debt Service

The total General Debt Service for fiscal year 2020-2021 is $9,566,260. The fiscal year 2020-2021 General Debt Service Fund debt issues are as follows:

	FY 2021 Debt Service	Pay Off Year
• 2012 – 2/3 Public Improvement Bonds	403,720	2032
• 2012 – G.O. Refunding	741,120	2026
• 2014 – 2/3 Public Improvement Bonds	441,870	2034
• 2014 – G.O. Refunding	1,105,825	2027
• 2016 – G.O. Refunding	2,127,005	2029
• 2018 – 2/3 Public Improvement Bonds	550,275	2039
• 2018 – Limited Obligation Bond	2,622,060	2039
• 2020 – G.O. Refunding	1,197,730	2030
• 2020 – Limited Obligation Bond	376,655	2040

Water/Sewer Fund

Water-Sewer debt service for fiscal year 2020-2021 is $16,309,221. The fiscal year 2020-2021 Water-Sewer Fund debt issues are as follows:

Water/Sewer Bonds and Loans	FY 2021 Debt Service	Pay Off Year
• 2001 Revolving Loan	788,250	2022
• 2010C Refunding Bonds	1,477,300	2022
• 2012 G.O. Refunding	719,506	2026
• 2010B Revenue Bonds	848,463	2030
• Federal Revolving Loan – ARRA	32,609	2030
• 2012 Revenue Refunding	2,565,631	2032
• 2016 Revenue Refunding	4,597,525	2034
• 2014 Revenue Bonds	2,528,587	2040
• 2019 Revenue Bonds	2,751,350	2044

DEBT OVERVIEW (cont'd)

Stormwater Fund

The total debt service for the Stormwater Fund in fiscal year 2020-2021 is $1,255,423. The 2004 bond referendum included $15.4 million in Stormwater projects. Stormwater debt service includes the principal and interest payment of the General Obligation portion for Stormwater Bonds. The debt on these bonds has previously been supported by property taxes dedicated to the General Obligation Bonds.

A $1 per month increase in ERU fees in the Storm Water Fund was implemented in FY 2015-16 to pay for this debt service in the future. An additional $1 per month fee was approved in FY 2016-2017 to pay for future bonded debt projects. A bond sale is being planned in the future, and funds are being set aside for the impact of future debt service payments. Smaller storm water projects will continue to be funded through user fees in the Pay-As-We-Go Capital Program. The fiscal year 2020-2021 Storm Water Fund debt issue follows:

	FY 2021 Debt Service	Pay Off Year
• 2012 – G.O. Refunding	379,827	2026
• 2014 – G.O. Refunding	153,778	2027
• 2016 – G.O. Refunding	428,121	2029
• 2020 – G.O. Refunding	293,697	2030

Long-Term Equipment Leases-Installment Contracts

The City of High Point finances some equipment with installment contracts. The total lease principal and interest for fiscal year 2020-2021 is $2,087,692. There is no additional lease or installment contracts planned for FY 2021-2022.

	FY 2021 Debt Service	Pay Off Year
• Fleet Equipment	415,988	2022
• Radio Equipment	402,336	2026
• Fire Equipment	404,937	2027
• Fire Equipment	636,790	2029
• Fleet Equipment	227,911	2029

DEBT OVERVIEW (cont'd)

ASSESSED VALUES and DEBT LIMITATIONS – END OF FISCAL YEAR
(dollars in thousands)

Assessed Value		$	9,719,314
Debt Limit (1) 8% of assessed value		$	777,545
Amount of Debt Applicable to Limit			
General Obligation Debt	67,045		
Less: Amount available fo repayment of GO bonds	13,240		
Debt outstanding for water purposes	1,650		
Total Net Debt Applicable to Limit	52,155		
Legal Debt Margin Available		$	725,390
Total net debt applicable to the limit as a % of debt limit			6.71%

Note: NC Statute GS 159-55 limits the city's outstanding debt to 8% of the appraised value of property subject to taxation. The following deductions are made from gross debt to arrive at net debt applicable to the limit: Money held for payment of principal; debt incurred for water, sewer, gas, or electric power purchase, uncollected special

Note: Debt is presented as gross and does not include bond premiums/discounts.

*Actual results as reported in Comprehensive Annual Financial Report Fiscal Year Ending June 30, 2019

City of HIGH POINT NORTH CAROLINA

DEBT OUTSTANDING AND MATURITIES

	TAX SUPPORTED DEBT			UTILITY SUPPORTED DEBT			SUBTOTAL	SUBTOTAL	TOTAL ANNUAL
	Principal	Interest	Total	Principal	Interest	Total	PRINCIPAL	INTEREST	DEBT SERVICE
FY 2021	6,483,831	3,082,409	9,566,240	10,591,779	6,972,866	17,564,645	17,075,609	10,055,275	27,130,884
FY 2022	7,421,936	2,820,372	10,242,308	10,335,673	6,474,507	16,810,181	17,757,609	9,294,880	27,052,489
FY 2023	7,384,543	2,568,411	9,952,954	8,957,066	5,996,927	14,953,993	16,341,609	8,565,338	24,906,947
FY 2024	7,223,410	2,306,969	9,530,380	8,985,199	5,559,735	14,544,934	16,208,609	7,866,705	24,075,314
FY 2025	7,236,409	2,065,675	9,302,084	9,322,200	5,123,243	14,445,443	16,558,609	7,188,918	23,747,527
FY 2026	7,155,802	1,839,620	8,995,422	9,592,807	4,679,601	14,272,408	16,748,609	6,519,221	23,267,830
FY 2027	6,843,422	1,625,841	8,469,263	9,612,187	4,228,374	13,840,561	16,455,609	5,854,215	22,309,824
FY 2028	6,281,434	1,438,428	7,719,862	9,949,175	3,796,937	13,746,113	16,230,609	5,235,366	21,465,975
FY 2029	5,454,036	1,262,962	6,716,998	10,197,580	3,354,334	13,551,915	15,651,616	4,617,297	20,268,913
FY 2030	4,879,072	1,115,205	5,994,278	10,499,537	2,919,135	13,418,671	15,378,609	4,034,340	19,412,949
FY 2031	3,647,000	983,445	4,630,445	10,575,000	2,499,569	13,074,569	14,222,000	3,483,014	17,705,014
FY 2032	3,687,000	869,818	4,556,818	11,000,000	2,060,319	13,060,319	14,687,000	2,930,137	17,617,137
FY 2033	3,441,000	752,268	4,193,268	7,030,000	1,684,100	8,714,100	10,471,000	2,436,368	12,907,368
FY 2034	3,481,000	641,436	4,122,436	7,330,000	1,384,400	8,714,400	10,811,000	2,025,836	12,836,836
FY 2035	3,221,000	528,097	3,749,097	4,780,000	1,142,500	5,922,500	8,001,000	1,670,597	9,671,597
FY 2036	3,261,000	422,521	3,683,521	4,955,000	962,325	5,917,325	8,216,000	1,384,846	9,600,846
FY 2037	3,306,000	315,076	3,621,076	3,780,000	810,400	4,590,400	7,086,000	1,125,476	8,211,476
FY 2038	3,356,000	205,671	3,561,671	3,930,000	661,800	4,591,800	7,286,000	867,471	8,153,471
FY 2039	3,406,000	93,551	3,499,551	4,095,000	495,675	4,590,675	7,501,000	589,226	8,090,226
FY 2040	956,000	20,554	976,554	4,270,000	322,100	4,592,100	5,226,000	342,654	5,568,654
FY 2041				1,860,000	205,500	2,065,500	1,860,000	205,500	2,065,500
Total	**$ 98,125,895**	**$ 24,958,329**	**$ 123,084,224**	**$ 161,648,204**	**$ 61,334,348**	**$ 222,982,552**	**$ 259,774,100**	**$ 86,292,677**	**$ 346,066,777**

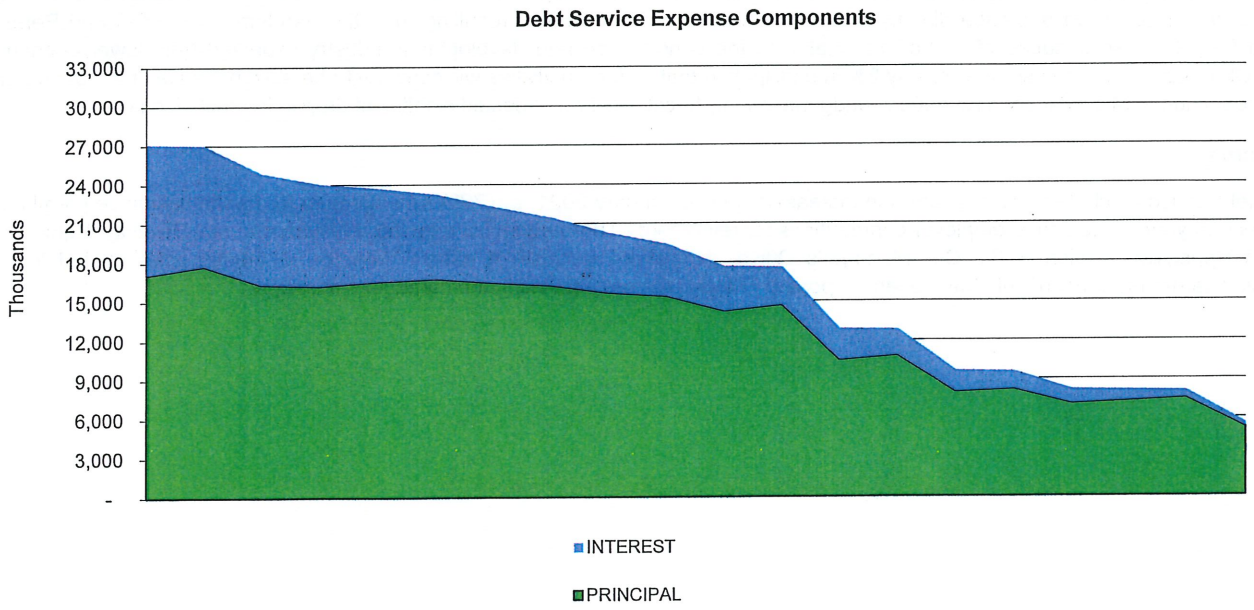

GENERAL FUND

Mission Statement

The General Fund is the general operating fund of the City. It is used to account for all financial resources except those required to be accounted for in another fund.

BUDGET	2018-2019 Actual	2019-2020 Budget	2019-2020 Est. Act.	2020-2021 Proposed	$ Change	% Change
Revenues						
Fund Balance	-	-	-	-	-	0%
Property Tax	59,836,073	61,815,760	60,380,256	62,460,148	644,388	1%
Sales & Use Taxes	29,537,195	30,260,000	29,020,256	28,692,077	(1,567,923)	-5%
Intergovernmental Revenues	10,484,338	10,439,526	10,272,289	10,481,517	41,991	0%
Licenses & Permits	3,294,137	3,329,650	3,482,526	3,132,850	(196,800)	-6%
Charges for Services	4,933,493	4,825,645	3,776,031	4,715,764	(109,881)	-2%
Miscellaneous Revenues	7,787,246	1,420,300	2,053,706	975,530	(444,770)	-31%
General Fund Revenues	**115,872,482**	**112,090,881**	**108,985,064**	**110,457,886**	**(1,632,995)**	**-1%**
Expenditures						
Personnel Services	75,980,917	79,975,159	79,187,213	80,858,555	883,396	1%
Operating Expenditures	24,985,341	22,182,475	20,259,478	20,525,675	(1,656,800)	-7%
Capital Outlay	2,531,053	124,933	1,823,894	72,933	(52,000)	-42%
Debt Service	409,098	1,036,039	1,031,238	1,022,593	(13,446)	-1%
Contingency	-	400,000	-	400,000	-	0%
General Fund Expenditures	**103,906,409**	**103,718,606**	**102,301,823**	**102,879,756**	**(838,850)**	**-1%**
Interfund Transfers	5,160,126	8,372,275	8,242,775	7,578,130	(794,145)	-9%
Net Expenditures	**109,066,535**	**112,090,881**	**110,544,598**	**110,457,886**	**(1,632,995)**	**-1%**

GENERAL FUND REVENUE & EXPENDITURE NOTATIONS

Revenues

The 2020-2021 Proposed Budget increases the tax rate one cent to $.6575. The Debt Service Fund continues to include $.034 of the tax rate to fund the 2004 bond authorization bond issues as authorized by High Point voters in the 2004 bond referendum. Sales Tax revenues are projected to decrease directly related to the economic slowdown resulting from the pandemic. Licenses and Permits reflect a 6% decrease because of reductions related to the construction and development industry expected from lower economic growth. Charges for services are lowered by 2% in anticipation that cultural activities will continue to be slow because of the pandemic. A large reduction in Miscellaneous revenue is budgeted mainly because of an expected significant drop in interest income.

Expenditures

Personnel Services include a 1% cost of living increase effective January 2021, a 5.72% rate increase for health insurance premiums, and a second year of increased employer contributions for retirement. The budget includes the addition of a new Diversity, Equity and Inclusion Specialist position in the City Manager's Office. However, because of effects from the economic crisis related to the pandemic a larger numbers of cuts have been proposed. These cuts are detailed in the manager's message.

GENERAL DEBT SERVICE FUND

City of HIGH POINT NORTH CAROLINA

Mission Statement

The General Debt Service fund is used to account for the accumulation of resources for, and the payment of general long-term debt principal and interest. Debt service for proprietary funds are found in the individual fund summaries.

BUDGET	2018-2019 Actual	2019-2020 Budget	2019-2020 Est. Act.	2020-2021 Proposed	% Change	2021-2022 Projected
Revenues						
Fund Balance	-	-	-	-	0%	335,610
Property Tax	3,273,191	3,363,159	3,323,468	3,381,700	1%	3,483,150
Intergovernmental	256,247	239,054	188,586	-	-100%	-
Stadium Op. Agreement	-	1,400,000	800,000	1,225,000	-13%	1,400,000
Charges for Service	200,755	101,945	101,945	-	-100%	-
CVB Revenue	250,000	250,000	250,000	250,000	0%	250,000
Miscellaneous	586,069	322,381	215,000	126,010	-61%	190,000
Total Revenues	**4,566,262**	**5,676,539**	**4,878,999**	**4,982,710**	**-12%**	**5,658,760**
Transfers	543,000	4,743,550	4,743,550	4,743,550	0%	4,743,550
Net Revenues	**5,109,262**	**10,420,089**	**9,622,549**	**9,726,260**	**-7%**	**10,402,310**
Expenditures						
Debt Service	8,974,786	10,420,089	10,420,089	9,726,260	-7%	10,402,310
Total Expenditures	**8,974,786**	**10,420,089**	**10,420,089**	**9,726,260**	**-7%**	**10,402,310**

Revenues:

The General Debt Service Fund includes a dedicated 3.4 cents of the tax rate to fund the 2004 bond authorization. The budget also includes the revenue associated with the Downtown Multi-Use Stadium project, including funds from the stadium operating agreement and the funding commitment of $250,000 annually from the Convention and Visitors Bureau. The stadium operating agreement revenue is an estimate, it is unknown what the impact of the Coronavirus Pandemic will be on the tenant's revenues. Any shortfall will be covered by fund balance.

Expenditures:

The budget includes funding for all current debt service.

GENERAL CAPITAL PROJECTS FUND

Mission Statement

The General Capital Projects Fund is used to account for pay-as-we-go General Fund capital projects. Resources for these projects are used for the acquisition or construction of capital facilities, other than those financed by the enterprise funds. Long-term general capital projects, which are generally financed by general obligation bonds, can be found in the Capital Improvement Program section of this document.

BUDGET	2018-2019 Actual	2019-2020 Budget	2019-2020 Est. Actuals	2020-2021 Proposed	% Change
Revenues					
Other Funds	-	-	855,263	-	0%
Miscellaneous	-	-	34,918	-	0%
Total Revenues	**-**	**-**	**890,181**	**-**	**-100%**
Transfers	2,330,323	2,253,323	2,253,323	1,651,000	-27%
Net Revenues	**2,330,323**	**2,253,323**	**3,143,504**	**1,651,000**	**-27%**
Expenditures					
Operating & Misc. Expenses	447,731	160,000	479,225	-	-100%
Capital Outlay	3,731,675	1,650,000	3,763,105	1,651,000	0%
Total Expenditures	**4,179,406**	**1,810,000**	**4,242,330**	**1,651,000**	**-9%**
Transfers	248,320	443,323	443,323	-	-100%
Total Net Expenditures	**4,427,726**	**2,253,323**	**4,685,653**	**1,651,000**	**-27%**

Revenues

Funding for General Capital Projects comes from a transfer from the General Fund. Estimated Actuals exceed budget because of prior year roll-overs.

Expenditures

A summary of funded projects is in the Capital Improvements Program on page 42. Projects this year focus around Catalyst area projects as well as one safety-required project at Oak Hollow Golf Course. Estimated Actuals exceed budget because of prior year roll-overs.

City of HIGH POINT NORTH CAROLINA

WATER AND SEWER FUND

Mission Statement

The Water and Sewer Fund operations come under the direction of the Public Services Department. This fund is used to account for the provision of water and sewer services to the residents of the City and some County residents. All expenses necessary to provide such services are accounted for in this fund as well as debt service on water-sewer bond issues.

BUDGET	2018-2019 Actual	2019-2020 Budget	2019-2020 Est. Act.	2020-2021 Proposed	$ Change	% Change
Revenues						
Fund Balance	-	916,755	-	13,844,271	12,927,516	1410%
Operating Revenue	52,443,660	53,726,141	54,242,456	55,989,817	2,263,676	4%
Intergovernmental Revenue	411,211	398,689	-	-	(398,689)	-100%
Miscellaneous Revenues	2,023,206	850,000	959,424	1,250,890	400,890	47%
Total Water-Sewer Fund	**54,878,077**	**55,891,585**	**55,201,880**	**71,084,978**	**15,193,393**	**27%**
Expenditures						
Personnel Services	9,020,345	10,481,279	9,450,241	10,865,515	384,236	4%
Water-Sewer Operating	12,329,710	13,079,467	11,476,376	13,479,868	400,401	3%
Contingency	-	300,000	-	300,000	-	0%
Debt Service	16,426,553	16,419,196	15,232,946	16,509,221	90,025	1%
Water and Sewer Capital	7,975,000	8,684,670	8,643,184	22,893,000	14,208,330	164%
Reimbursements	6,646,008	6,876,973	6,876,973	6,987,374	110,401	2%
Total Water-Sewer Fund	**52,397,616**	**55,841,585**	**51,679,720**	**71,034,978**	**15,193,393**	**27%**
Interfund Transfers	150,000	50,000	50,000	50,000	-	0%
Net Water-Sewer Fund	**52,547,616**	**55,891,585**	**51,729,720**	**71,084,978**	**15,193,393**	**27%**

WATER-SEWER FUND REVENUE & EXPENDITURE NOTATIONS

Revenues

The increase in fund balance appropriated is due to the one-time use of cash reserves for capital improvements in accordance with the 2019 financial feasibilty study. The water and sewer rate increase of 2% effective October 1 will increase operating revenue and will fund future debt service. Interest income has dropped drastically because of the economic crisis related to the COVID-19 pandemic. Other revenues will be collected at a slower rate but are not factored to drop precipitously. Water & sewer miscellaneous revenues saw an increase because of peak revenues related to plant electric generator operation.

Expenditures

Personnel Services include a 1% cost of living increase effective in January 2021, a 5.72% increase in health insurance premiums, as well as an increase in the employer contribution to retirement. Benefit cuts were realized by eliminating the 401K 1% match and the holiday bonus. Water-Sewer operating expenses increased by 3 percent. As mentioned in the Revenue section, the transfer to water and sewer capital increased to fund capital improvements with cash.

ELECTRIC FUND

City of HIGH POINT NORTH CAROLINA

Mission Statement

The Electric Fund is used to account for the Electric Operations Department as well as the Customer Service Department. Collectively, these departments provide electric services and simple information access to the residents and businesses of the City of High Point. All expenses necessary to provide such services are accounted for in this fund.

BUDGET	2018-2019 Actual	2019-2020 Budget	2019-2020 Est. Act.	2020-2021 Proposed	$ Change	% Change
Revenues						
Fund Balance	-	293,282	-	3,450,000	3,156,718	1076%
Operating Receipts	130,583,732	130,203,471	128,220,846	129,182,560	(1,020,911)	-1%
Other Revenue	1,651,156	1,114,000	18,600,279	794,000	(320,000)	-29%
Total	**132,234,888**	**131,610,753**	**146,821,125**	**133,426,560**	**1,815,807**	**1%**
Expenditures						
Personnel Services	10,006,574	10,906,611	11,124,743	11,556,993	650,382	6%
Electric Operating Budgets	9,662,877	8,633,621	8,806,293	8,768,389	134,768	2%
Wholesale Power Cost	91,410,683	96,236,000	91,650,102	96,037,800	(198,200)	0%
Contingency	-	450,000	-	450,000	-	0%
Reimbursements	3,894,288	3,953,021	4,032,081	3,941,878	(11,143)	0%
Electric Capital	7,949,664	9,271,500	9,456,930	7,344,000	(1,927,500)	-21%
Total	**122,924,086**	**129,450,753**	**125,070,150**	**128,099,060**	**(1,351,693)**	**-1%**
Interfund Transfers	1,210,000	2,160,000	2,203,200	5,327,500	3,167,500	147%
Net Electric Fund	**124,134,086**	**131,610,753**	**127,273,350**	**133,426,560**	**1,815,807**	**1%**

ELECTRIC FUND REVENUE & EXPENDITURE NOTATIONS

Revenues

Budgeted revenues for the FY 2020-2021 budget have been reduced to reflect usage and projected actuals received as a result of the rate decrease implemented in FY 2019-2020. With a reduction in interest on investments, and a use of fund balance for capital needs, the total increase for the fund is 1%.

Expenditures

Personnel Services include a 1% cost of living increase effective January 2021, a 5.72% rate increase for health insurance premiums, and a second year of employer contributions for retirement. Wholesale power costs are budgeted slightly lower again recognizing customer usage. Capital expenditures are being budgeted in this fund and in the Electric Capital Fund resulting in a drop in Electric Fund capital but an increase in the transfer to the Electric Capital Fund.

City of HIGH POINT NORTH CAROLINA

PARKING FACILITIES FUND

Mission Statement

The Parking Facilities Fund operates under the direction of the Transportation Department. The fund is used to account for the operation and maintenance of the City's various parking facilities.

BUDGET	2018-2019 Actual	2019-2020 Budget	2019-2020 Est. Act.	2020-2021 Proposed	$ Change	% Change
Revenues						
Fund Balance	-	-	-	-	-	0%
Operating Revenue	271,562	277,000	235,900	220,000	(57,000)	-21%
Misc. & Other Revenue	4,218	6,000	5,910	3,000	(3,000)	-50%
Total	**275,780**	**283,000**	**241,810**	**223,000**	**(60,000)**	**-21%**
Interfund Transfers	150,000	95,729	95,729	320,000	224,271	234%
Net Parking Fund	**425,780**	**378,729**	**337,539**	**543,000**	**164,271**	**43%**
Expenditures						
Personnel Services	175,134	207,173	160,034	205,479	(1,694)	-1%
Operating Budget	239,589	171,556	121,506	162,521	(9,035)	-5%
Capital	209,392	-	-	175,000	175,000	0%
Total Parking Fund	**624,115**	**378,729**	**281,540**	**543,000**	**164,271**	**43%**

PARKING FUND REVENUE & EXPENDITURE NOTATIONS

Revenues

Revenues reflect decreased usage from the parking decks because of decline in usage.

Expenditures

Personnel Services include a 1% cost of living increase effective January 2021, a 5.72% rate increase for health insurance premiums, and a second year of employer contributions for retirement. The operating budget is lower in comparison to the previous fiscal year because of lower usage of the parking decks. However, a capital project to upgrade the entrance gate at the Main Street Parking Deck is budgeted.

SOLID WASTE FUND

City of HIGH POINT NORTH CAROLINA

Mission Statement

The Solid Waste Fund operations come under the direction of the Public Services Department. The fund is used to account for the operation and maintenance of the City's landfill, municipal recycling facility, and garbage collection service.

BUDGET	2018-2019 Actual	2019-2020 Budget	2019-2020 Est. Act.	2021-2022 Proposed	$ Change	% Change
Revenues						
Fund Balance	-	-	-	-	-	0%
Operating Revenue	16,340,468	15,656,450	16,782,696	16,736,500	1,080,050	7%
Misc. & Other Revenue	290,190	222,500	(95,264)	174,000	(48,500)	-22%
Total	**16,630,658**	**15,878,950**	**16,687,432**	**16,910,500**	**1,031,550**	**6%**
Interfund Transfers	-	2,191,000	2,191,000	221,000	(1,970,000)	-90%
Net Solid Waste Fund	**16,630,658**	**18,069,950**	**18,878,432**	**17,131,500**	**(938,450)**	**-5%**
Expenditures						
Personnel Services	5,103,469	5,619,379	5,373,124	5,943,334	323,955	6%
Operating Expenditures	6,934,194	7,573,073	7,070,284	7,818,086	245,013	3%
Landfill Capital	1,097,285	2,241,000	1,785,593	463,000	(1,778,000)	-79%
Reimbursements	953,278	1,097,398	1,097,398	1,100,300	2,902	0%
Total	**14,088,226**	**16,530,850**	**15,326,399**	**15,324,720**	**(1,206,130)**	**-7%**
Interfund Transfers	1,808,733	1,539,100	1,836,912	1,806,780	267,680	17%
Net Solid Waste Fund	**15,896,959**	**18,069,950**	**17,163,311**	**17,131,500**	**(938,450)**	**-5%**

SOLID WASTE FUND REVENUE & EXPENDITURE NOTATIONS

Revenues

Operating Revenues have increased slightly by 7% partially from growth and partially from a tipping fee increase to $42 for non-City accounts. The transfer of $221,000, is a decrease as most capital projects are funded this year by a direct transfer from the Landfill Development and Closure Fund to the Solid Waste Capital Fund.

Expenditures

Personnel Services are increasing with a 1% cost of living increase effective January 2021, a 5.72% health insurance increase, as well as an increase in the employer contribution to retirement Solid waste operating increased slightly with a larger budgeted transfer to the Landfill Development and Closure Fund and an increase in the Seaboard settlement expense. THe majority of pay as you go capital is budgeted in the Solid Waste Capital Fund, and as mentioned above a large portion of is funded this year by the Landfill Development and Closure fund.

City of HIGH POINT NORTH CAROLINA

STORMWATER FUND

Mission Statement

The Stormwater Fund is used to account for the operation and maintenance of the City's Stormwater program which manages runoff through pipe maintenance/repair, ditch maintenance, stream cleaning, bank stabilization, and oversight of detention lakes and ponds maintenance.

BUDGET	2018-2019 Actual	2019-2020 Budget	2019-2020 Est. Act.	2020-2021 Proposed	$ Change	% Change
Revenues						
Fund Balance	-	1,169,292	-	411,369	(757,923)	-65%
Operating Revenue	5,279,605	5,234,954	5,224,454	5,273,950	38,996	1%
Miscellaneous & Other Revenue	328,624	220,000	146,976	125,000	(95,000)	-43%
Total Stormwater	**5,608,229**	**6,624,246**	**5,371,430**	**5,810,319**	**(813,927)**	**-12%**
Expenditures						
Personnel Services	1,286,240	1,601,105	1,445,338	1,660,434	59,329	4%
Operating Expenditures	1,251,823	880,755	2,293,498	1,295,793	415,038	47%
Debt Service	1,322,340	1,371,329	1,371,329	1,255,423	(115,906)	-8%
Capital	1,636,773	2,035,285	2,393,492	900,000	(1,135,285)	-56%
Reimbursements	273,030	315,772	315,772	315,669	(103)	0%
Total Stormwater	**5,770,206**	**6,204,246**	**7,819,429**	**5,427,319**	**(776,927)**	**-13%**
Interfund Transfers	-	420,000	420,000	383,000	(37,000)	-9%
Net Stormwater Fund	**5,770,206**	**6,624,246**	**8,239,429**	**5,810,319**	**(813,927)**	**-12%**

STORMWATER FUND REVENUE & EXPENDITURE NOTATIONS

Revenues

Stormwater operating revenues are projected to increase 1% reflecting a stable funding stream. However, the fund balance appropriation is decreased for FY2021. Interest on investments are budgeted to decrease because of the economic crisis associated with the pandemic.

Expenditures

Personnel Budgets reflect a 1% cost of living increase effective January 2021, a 5.72% increase in health insurance premiums, and an increase in the employer contribution for retirement. Operating expenses are increasing because of moving leaf collection into the Stormwater fund from Streets Maintenance. Capital Outlay is decreased because fewer projects are being funded in the upcoming year. In the estimated actuals for operating expenses, an encumbrance from FY2019 rolled into FY2020 related to engineering design for ongoing Stormwater Capital projects.

CENTRAL SERVICES FUND

City of HIGH POINT NORTH CAROLINA

Mission Statement

The Central Services Fund is uses to account for the financing of goods and services provided by one department to other departments on a cost reimbursement basis.

BUDGET	2018-2019 Actual	2019-2020 Budget	2019-2020 Est. Act.	2020-2021 Proposed	$ Change	% Change
Revenues						
Fund Balance	-	848,390	-	904,057	55,667	7%
Other Financing Sources	2,214,123	-	-	1,845,000	1,845,000	0%
Charges for Service	9,946,936	9,211,638	9,303,754	8,811,211	(400,427)	-4%
Miscellaneous Revenues	4,876,096	4,543,244	4,475,095	4,203,776	(339,468)	-7%
Reimbursements		443,323	436,673	-	(443,323)	-100%
Total	17,037,155	15,046,595	14,215,522	15,764,044	717,449	5%
Interfund Transfers	-	-	-	153,000	153,000	0%
Net Cent. Service Fund	**17,037,155**	**15,046,595**	**14,215,522**	**15,917,044**	**870,449**	**6%**
Expenditures						
Personnel Services	1,706,015	1,878,381	1,897,165	2,040,950	162,569	9%
Operating Budget	6,972,111	6,689,570	6,756,466	6,795,753	106,183	2%
Capital Outlay	6,063,172	4,731,026	4,676,153	6,014,965	1,283,939	27%
Debt Service	1,144,460	1,382,701	1,361,960	1,065,376	(317,325)	-23%
Contingency	-	364,917	359,443	-	(364,917)	-100%
Net Cent. Service Fund	**15,885,758**	**15,046,595**	**15,051,187**	**15,917,044**	**870,449**	**6%**

CENTRAL SERVICES FUND REVENUE & EXPENDITURE NOTATIONS

Revenues

Revenues include Charges for Service and Miscellaneous revenues include charges departments pay for use of fleet, computers and radio equipment.

Expenditures

Personnel Services include a 1% cost of living increase effective January 2021, a 5.72% rate increase for health insurance premiums, and a second year of large employer contributions for retirement. There are two (2) new Fleet Services Apprenticeship position added to the budget. Several pieces of large machinery, listed in the Manager's Message, are in the fleet replacement schedule for the upcoming year increasing the amount budgeted in Capital Outlay by 27%. Debt Service obligations have dropped by 23% for the upcoming year.

City of HIGH POINT NORTH CAROLINA

ECONOMIC DEVELOPMENT INCENTIVE FUND

Mission Statement

The Economic Development Fund is used at the City Council's direction to provide for possible incentives for economic development within the City of High Point.

BUDGET	2018-2019 Actual	2019-2020 Budget	2019-2020 Est. Actuals	2020-2021 Proposed	$ Change	% Change
Revenues						
Fund Balance	-	300,000	-	87,478	(212,522)	-71%
Interest	36,227	25,000	25,531	12,522	(12,478)	-50%
Miscellaneous	17,500	-	-	-	-	0%
Transfer - Other Funds	475,000	475,000	475,000	400,000	(75,000)	-16%
Total Revenues	**528,727**	**800,000**	**500,531**	**500,000**	**(300,000)**	**-38%**
Expenditures					-	
Contractual Services	567,478	800,000	388,286	500,000	(300,000)	-38%
Total Expenditures	**567,478**	**800,000**	**388,286**	**500,000**	**(300,000)**	**-38%**
Transfers	-	-	-	-	-	0%
Total Net Expenditures	**567,478**	**800,000**	**388,286**	**500,000**	**(300,000)**	**-38%**

ECONOMIC DEVELOPMENT INCENTIVE FUND REVENUE & EXPENDITURE NOTATIONS

Revenues

For FY2021, the General Fund transfer is eliminated. There is sufficient fund balance available to fund the incentives expected for the

Expenditures

A reduction in anticipated Economic Incentives are budgeted for the upcoming year.

INSURANCE RESERVE FUND

City of HIGH POINT NORTH CAROLINA

Mission Statement

The Insurance Reserve Fund is used to budget expenses for health, dental, life insurance and workers compensation insurance contracts.

BUDGET	2018-2019 Actual	2019-2020 Budget	2019-2020 Est. Actuals	2020-2021 Proposed	$ Change	% Change
Revenues						
Health/Dental Premium	16,121,274	17,259,942	17,238,184	17,417,877	157,935	1%
Life Insurance Premium	367,555	386,653	401,736	364,115	(22,538)	-6%
Retiree Health & Dental	768,618	780,000	742,676	792,095	12,095	2%
Workers Compensation	-	1,244,740	1,233,727	1,505,047	260,307	21%
Miscellaneous	37,328	20,000	130,869	78,000	58,000	290%
Total Revenues	**17,294,775**	**19,691,335**	**19,747,192**	**20,157,134**	**465,799**	**2%**
Expenditures					-	
Health/Dental	16,143,845	17,055,000	16,889,254	17,382,074	327,074	2%
Life Insurance	260,757	261,595	269,692	264,222	2,627	1%
Retiree Health & Dental	974,732	1,065,000	909,632	880,791	(184,209)	-17%
Wellness	47,373	55,000	58,549	50,000	(5,000)	-9%
Workers Compensation	-	1,244,740	1,259,486	1,505,047	260,307	21%
Miscellaneous	8,096	10,000	69,471	75,000	65,000	650%
Total Expenditures	**17,434,803**	**19,691,335**	**19,456,084**	**20,157,134**	**465,799**	**2%**

INSURANCE RESERVE FUND REVENUE & EXPENDITURE NOTATIONS

Revenues

Health and Dental premiums increased 5.72% for FY2021.

Expenditures

Workers Compensation increased to better budget for the actuals being expended. Additionally in the revenue coming from departments, worker's compensation premiums are billed more closely matching their expenditures and risk factors.

MARKET AUTHORITY

City of HIGH POINT NORTH CAROLINA

Mission Statement

The Market Authority Fund is a public-private partnership sponsor of the International Home Furnishings Market to develop strategies and priorities to address transportation, parking, hospitality, promotion and other improvements for the annual spring and fall markets.

BUDGET	2018-2019 Actual	2019-2020 Budget	2019-2020 Est. Actuals	2020-2021 Proposed	$ Change	% Change
Revenues						
Room Occupancy Tax	405,082	425,000	325,000	400,000	(25,000)	-6%
Business License Tax	1,707,841	1,750,000	1,688,256	1,700,000	(50,000)	-3%
General Fund Transfer	240,000	240,000	180,000	-	(240,000)	-100%
Water-Sewer Fund Transfer	50,000	50,000	50,000	50,000	-	0%
Electric Fund Transfer	710,000	710,000	710,000	710,000	-	0%
Total Revenues	**3,112,923**	**3,175,000**	**2,953,256**	**2,860,000**	**(315,000)**	**-10%**
Expenditures					-	
Market Authority Disbursements	3,112,923	3,175,000	2,953,256	2,860,000	(315,000)	-10%
Total Expenditures	**3,112,923**	**3,175,000**	**2,953,256**	**2,860,000**	**(315,000)**	**-10%**

MARKET AUTHORITY FUND REVENUE & EXPENDITURE NOTATIONS

Revenues

Because of continued restrictions and economic impact from the pandemic, revenues are expected and budgeted to be lower in FY2021.

Expenditures

The City passes through the revenues received in the Market Authority Fund to the Market Authority. Therefore expenditures will match revenues. For FY2020, Spring Furniture Market was cancelled because of the COVID-19 pandemic. The upcoming fall market is expanded to nine days, running in three three-day segments to better space out visitors.

COMMUNITY DEVELOPMENT FUND

City of HIGH POINT NORTH CAROLINA

Mission Statement

The Community Development Fund accounts for the receipt and disbursement of all grants, including federal, state and local grants or entitlements related to the Community Development Block Grant program. The budget appropriation represents that portion of existing grants which were not fully expended in the prior fiscal year and which will be reestablished in the current year and also allowance for grants that will be received during the current year.

BUDGET	2018-2019 Actual	2019-2020 Budget	2019-2020 Est. Actuals	2020-2021 Proposed	$ Change	% Change
Revenues						
Intergovernmental Revenue	1,237,386	2,048,296	1,307,457	2,142,498	94,202	5%
Miscellaneous Revenues	333,948	985,100	1,039,057	704,750	(280,350)	-28%
Total Revenues	1,571,334	3,033,396	2,346,514	2,847,248	(186,148)	-6%
Transfers	120,000	120,000	120,000	120,000	-	0%
Net Revenues	**1,691,334**	**3,153,396**	**2,466,514**	**2,967,248**	(186,148)	**-6%**
Expenditures					-	
Personnel Services	693,795	723,692	707,327	752,605	28,913	4%
Operating Expenses	1,385,455	865,724	1,814,697	1,023,763	158,039	18%
Grants Pending	-	1,563,980	-	1,190,880	(373,100)	-24%
Total Expenditures	**2,079,250**	**3,153,396**	**2,522,024**	**2,967,248**	**(186,148)**	**-6%**

SUMMARY OF COMMUNITY DEVELOPMENT PROJECTS

GRANT DESCRIPTION	FEDERAL	PROGRAM INCOME	DEVELOPMENT PAYMENT	HOME SALES	STATE	CITY'S SHARE	TOTAL
Construction Training Program/NC Housing Finance	-	-	-	-	65,000	65,000	130,000
Urgent Repair/NC Housing Finance	-	-	-	-	50,000	55,000	105,000
HOME 2021	544,069	18,000	-	197,750	-	-	759,819
CDBG 2021	939,549	50,000	-	-	-	-	989,549
HOME Consortium - Program Income	-	18,000	-	-	-	-	18,000
Neighborhood Stabilization Program	-	71,000	-	-	-	-	71,000
S108 Dev Pmt - Addington	-	-	27,000	-	-	-	27,000
S108 Dev Pmt - Kirkwood	-	-	40,000	-	-	-	40,000
S108 Dev Pmt - Hartley	-	-	13,880	-	-	-	13,880
S108 Dev Pmt - Avondale	-	-	13,000	-	-	-	13,000
Additional Grants Unanticipated	400,000	400,000	-	-	-	-	800,000
Total Community Development Fund:	**1,883,618**	**557,000**	**93,880**	**197,750**	**115,000**	**120,000**	**2,967,248**

SPECIAL GRANTS FUND

City of HIGH POINT NORTH CAROLINA

Mission Statement

The Special Grants Fund accounts for the receipt and disbursement of all grants, including federal, state and local grants or entitlements but excluding the Community Development Block Grant. The budget appropriation represents that portion of existing grants which were not fully expended in the prior fiscal year and which will be reestablished in the current year and also allowance for grants that will be received during the current year.

BUDGET	2018-2019 Actual	2019-2020 Budget	2019-2020 Est. Actuals	2020-2021 Proposed	$ Change	% Change
Revenues						
Intergovernmental Revenue	6,382,133	3,690,869	3,895,000	3,542,960	(147,909)	-4%
Miscellaneous Revenues	7,067	-	5,000	-	-	0%
Total Revenues	**6,389,200**	**3,690,869**	**3,900,000**	**3,542,960**	**(147,909)**	**-4%**
Transfers	669,374	300,675	300,675	414,273	113,598	38%
Net Revenues	**7,058,574**	**3,991,544**	**4,200,675**	**3,957,233**	**(34,311)**	**-1%**
Expenditures						
Personnel Services	712,803	248,209	450,000	180,047	(68,162)	-27%
Operating Expenses	7,088,721	3,743,335	3,600,000	3,777,186	33,851	1%
Capital Outlay	4,845	-	100,000	-	-	0%
Total Expenditures	**7,806,369**	**3,991,544**	**4,150,000**	**3,957,233**	**(34,311)**	**-1%**

SUMMARY OF SPECIAL GRANTS PROJECTS

DEPARTMENT	GRANT DESCRIPTION	FEDERAL	STATE	LOCAL	OTHER	CITY'S SHARE	TOTAL
Library	State Aid to Public Libraries	-	81,538	-	-	-	81,538
P&R	USTA Facility Assistance Grant	-			30,000	60,000	90,000
P&R	Senior Center General Purpose Grant		10,574			3,525	14,099
Transportation	Transportation Planning PL Grant	266,592		45,552		21,096	333,240
Transportation	Furniture Mkt - NCDOT (pass thru)		1,200,000				1,200,000
Communications/IT	PSAP 911 Board		551,595				551,595
Police	COPS Hiring - Partial Year Program	12,941					12,941
Police	NC Crime Com -Victim Advocate	48,025				16,009	64,034
Police	DOJ Block Grant - Body Worn Cameras	24,500					24,500
Police	DWI Task Force	47,234				141,703	188,937
Police	Forfeiture Funds - Pending	129,928					129,928
Police	State Drug Excise Tax Funds - Pending		62,376				62,376
Police	Byrne Justice - General Purposes	50,398					50,398
Police	Byrne Justice - Ballistic Vests & Rifle	46,237					46,237
Police	COPS Hiring - New 2020 Start	406,551				135,517	542,068
Police	COVID Emergency Supplemental	205,368					205,368
Comm Dev & Housing	VITA	4,500					4,500
	Additional Grants unanticipated	219,051	100,000			36,423	355,474
	Fund 301 Total	**1,461,325**	**2,006,083**	**45,552**	**30,000**	**414,273**	**3,957,233**

MASS TRANSIT

City of HIGH POINT NORTH CAROLINA

Mission Statement

The Public Transportation division is responsible for providing safe, reliable transportation at a fair cost to all the citizens of High Point through the fixed route Hi tran and door-to-door demand responsive Dial-A-Lift systems.

BUDGET	2018-2019 Actual	2019-2020 Budget	2019-2020 Est. Actuals	2020-2021 Proposed	$ Change	% Change
Revenues						
Fund Balance	-	789,475	-	-	(789,475)	-100%
Operating Receipts	447,480	607,700	340,475	422,800	(184,900)	-30%
Intergovernmental Revenue	3,250,831	2,431,462	2,425,962	3,819,159	1,387,697	57%
Licenses & Permits	393,606	390,000	389,000	390,000	-	0%
Total Revenues	**4,091,917**	**4,218,637**	**3,155,437**	**4,631,959**	**413,322**	**10%**
Transfers	887,194	305,500	305,500	7,307	(298,193)	-98%
Net Revenues	**4,979,111**	**4,524,137**	**3,460,937**	**4,639,266**	**115,129**	**3%**
Expenditures					-	
Personnel Services	2,670,517	3,052,309	2,869,300	3,224,347	172,038	6%
Operating Expenses	1,090,859	1,425,828	1,300,272	1,414,919	(10,909)	-1%
Capital Outlay	81,040	46,000	435,000	-	(46,000)	0%
Total Expenditures	**3,842,416**	**4,524,137**	**4,604,572**	**4,639,266**	**115,129**	**3%**

MASS TRANSIT FUND REVENUE & EXPENDITURE NOTATIONS

Revenues

Federal grant revenue is expected to increase, reducing the need for General Fund support. Operating receipts are expected to be lower than normal due to the Coronavirus Pandemic.

Expenditures

Personnel Services include a 1% cost of living increase effective January 2021, a 5.72% rate increase for health insurance premiums, and a second year of employer contributions for retirement.

City of HIGH POINT NORTH CAROLINA

RECOMMENDED CAPITAL IMPROVEMENT PROGRAM SUMMARY

City of High Point
Fiscal Year 2021-2025

The capital budget summary shown below of $20,019,500 is the first year of a five-year capital improvement program which is reviewed and updated annually to meet the capital needs of the community. The largest portions are in Water & Sewer and Electric. Water & Sewer includes $1.5 for Obsolete Sewer Lines and a lesser amount for Obsolete Water; $2.2 million for Burton Rd Improvements. Electric is funding a switch to an AMI metering system of $1.5 million, $750,000 for Triangle Lake Widening, and $1.5 million for replacement of a transformer at Deep River. General Capital funding is largely geared towards finalization of projects at the Catalyst area. Parking is funding an upgrade of payment systems at the Main Street Parking Deck.

Infrastructure improvements remain a top priority of the City's long-term capital planning as the City of High Point prepares for the present and future challenges of an aging infrastructure, safe water quality and availability of safe waste disposal.

Expenditure By Program

Infrastructure	Budget Year 2020-2021
Transportation	$ 285,000
Utilities - Electric	7,667,500
Utilities - Water/Sewer	7,660,000
Public Services	2,576,000
	$ 18,188,500
Other	
Public Safety	-
City Government	-
Recreation & Culture	1,651,000
	$ 1,651,000
Total FY 2020-2021	**$ 19,839,500**

Funding Sources

Infrastructure - Funding	Budget Year 2020-2021
Electric Revenue	$ 7,667,500
Water-Sewer Revenue	7,660,000
Solid Waste Revenue	1,446,000
Stormwater Revenue	1,130,000
State/Federal Agency	88,000
General Government	197,000
	$ 18,188,500
Other - Funding	
General Government	1,651,000
	$ 1,651,000
Total FY 2020-2021	**$ 19,839,500**

Capital Expenditure by Program FY2020-2021

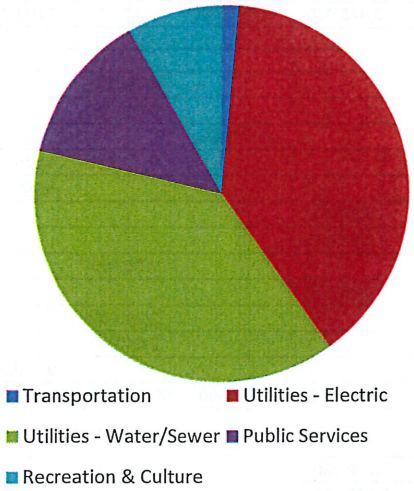

Capital Funding Sources FY2020-2021

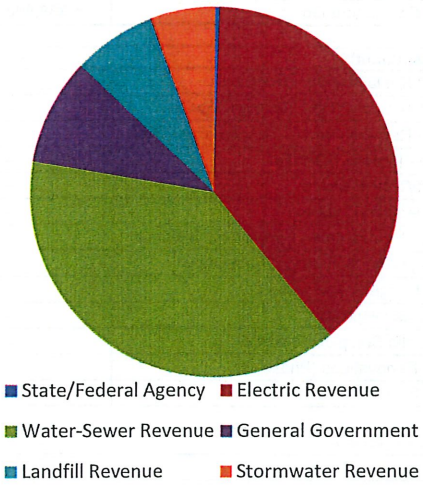

FY2021 - 2025
City of High Point City Manager Recommended Capital Improvement Plan
Project Budget By Fiscal Year

City of HIGH POINT NORTH CAROLINA

No.	Title	Prior Years 2020 Approp. Budget	Prior Years Current Remaining Budget	FY2021	FY2022	FY2023	FY2024	FY2025	Avail. Total Budget
401-General Capital Projects Fund									
General Capital Fund Pay as you Go									
00349	Arc Flash	-	-	-	35,000	35,000	35,000	35,000	140,000
03041	Station Upgrades and Renovations- HQ	50,000	233,756	-	265,000	250,000	250,000	250,000	1,248,756
03852	Storage Building at Training Facility	-	-	-	60,000	-	-	-	60,000
00096	Fire Station #7 Replacement - Gordon St.	-	-	-	-	125,000	-	-	125,000
00097	Fire Station #14< Station 26> Sandy Ridge Road	-	-	-	-	125,000	-	-	125,000
00174	Fire Station #6 Replacement - 110 E. Springfield Rd.	-	-	-	125,000	-	-	-	125,000
00271	Burn Facility	-	-	-	-	250,000	250,000	-	500,000
03860	Fire Station #9- Triangle Lake Rd	-	-	-	-	-	125,000	-	125,000
00317	Berm at Firing Range	-	-	-	50,000	-	-	-	50,000
00296	Oak Hollow Lake Bulkheads	-	-	257,000	276,000	-	-	-	533,000
00063	Park Imp/Parking Lots	75,000	1,001	-	185,000	250,000	386,000	-	822,001
00047	Playground & Equipment	-	-14,085	-	75,000	75,000	75,000	75,000	285,915
00312	Appling Way Catalyst Development	804,000	-980,589	1,000,000	-	-	-	-	19,411
00316	Stadium Capital Maintenance Reserve	-	-	180,000	360,000	360,000	360,000	360,000	1,620,000
00345	Catalyst - Stage/Bridge Project	-	-	84,000	-	-	-	-	84,000
00350	Catalyst - Batters Eye	-	-	130,000	-	-	-	-	130,000
00031	Tour Boat Repl.	-	-	-	75,000	-	-	-	75,000
00046	Merry-Go-Round Replacement	-	-	-	-	300,000	-	-	300,000
00055	Park Impr/Outdoor Courts	-	-	-	42,000	31,500	-	-	73,500
03862	Southside Rec Center Bldg. Improvements	70,000	12,677	-	80,000	55,000	-	-	147,677
03863	Morehead Rec Center Bldg. Improvements	-	-	-	100,000	69,000	-	-	169,000
03864	Oakview Rec Center Bldg. Improvements	-	-	-	100,000	30,000	-	-	130,000
00322	Restroom Buildings	-	-	-	70,000	70,000	-	-	140,000
00319	Expansion - Ann & Jim Morgan Community Room	-	-	-	250,000	-	-	-	250,000
00320	LEID SmartAccess Electronic Lockers	-	-	-	32,000	-	-	-	32,000
00343	Theatre Sewer Lines	-	-	-	72,000	-	-	-	72,000
03832	GIS Orthoimagery Program - 2022 Project	40,000	80,001	-	44,000	44,000	-	-	168,001
00309	2040 Comprehensive Plan Project	-	-	-	100,000	100,000	150,000	-	350,000
00303	CMAQ & STIP Sidewalks	-	-	-	75,000	-	-	50,000	125,000
03835	City Sidewalk Construction	50,000	55,000	-	237,500	237,500	237,500	237,500	1,005,000
00040	Local Match for NCDOT Funded Projects	50,000	26,940	-	75,000	75,000	50,000	50,000	276,940
00017	Railroad Crossings Improvements	-	25,000	-	25,000	50,000	25,000	50,000	175,000
00104	I-74/US 311 & NC 68 (Eastchester Drive) Interchange I	50,000	242,450	-	75,000	75,000	-	-	392,450
00142	Johnson Street/Sandy Ridge Road Construction	-	-	-	-	-	-	750,000	750,000
00143	Skeet Club Road Sidewalks	-	350,000	-	75,000	75,000	-	-	500,000
00332	Traffic Signal System Expansion and Upgrades	50,000	78,052	-	85,000	100,000	-	-	263,052
00599	S. Main Gateway US 29-70 Interchange Improv.	-	-	-	-	75,000	75,000	75,000	225,000
03289	Mendenhall Terminal Improvements	70,000	309,455	-	250,000	250,000	-	-	809,455
03858	Local Match for NCDOT Bridge projects	30,000	210,566	-	45,000	45,000	45,000	45,000	390,566
00295	Mausoleum Improvements	-	-	-	36,500	-	-	-	36,500
03809	Cemetery Paving & Asphalt Road Work	-	-	-	50,000	50,000	-	-	100,000
00022	Sub-Standard Streets Maintenance	-	-	-	50,000	50,000	50,000	50,000	200,000
Total General Capital Pay as you Go		**1,339,000**	**630,224**	**1,651,000**	**3,475,000**	**3,252,000**	**2,113,500**	**2,027,500**	**13,149,224**
General Capital Bonds (unauth)									
00096	Fire Station #7 Replacement - Gordon St.	-	-	-	-	-	4,150,000	-	4,150,000
00097	Fire Station #14< Station 26> Sandy Ridge Rd	-	-	-	-	-	4,402,735	-	4,402,735
00174	Fire Station #6 Replacement - 110 E Springfield Rd	-	-	-	-	4,274,500	-	-	4,274,500
03860	Fire Station #9- Triangle Lake Rd	-	-	-	-	-	-	4,534,817	4,534,817
00098	Fire Station#15/Tower Site	-	-	-	-	-	-	8,400,000	8,400,000
00173	Fire Dept. Inspections Offices	-	-	-	3,225,000	-	-	-	3,225,000
00175	Fire Station #8 Replacement - English Rd at Burton	-	-		4,875,000	-	-	-	4,875,000
03051	Fire Training Apparatus Building/Classrooms	-	-	-	-	-	2,500,000	-	2,500,000
00842	Rotary at Ray Bridge Replacement	-	-	-	1,680,000	-	-	-	1,680,000
00029	Dillon Rd Park Development	-	-	-	-	-	2,000,000	-	2,000,000
01906	High Point Athletic Complex Phase III	-	-	-	-	-	2,000,000	-	2,000,000
00299	City Lake Park Renovations (Phase II)	-	-	-	-	-	-	9,000,000	9,000,000
Total General Capital Bonds (unauth)		**-**	**-**	**-**	**9,780,000**	**4,274,500**	**15,052,735**	**21,934,817**	**51,042,052**
General Capital Lease Purchase									
03866	ERP Upgrade	-	29,281	-	3,750,000	-	-	-	3,779,281
Total General Capital Lease Purchase		**-**	**29,281**	**-**	**3,750,000**	**-**	**-**	**-**	**3,779,281**

FY2021 - 2025
City of High Point City Manager Recommended Capital Improvement Plan
Project Budget By Fiscal Year

City of HIGH POINT NORTH CAROLINA

No.	Title	Prior Years 2020 Approp. Budget	Prior Years Current Remaining Budget	FY2021	FY2022	FY2023	FY2024	FY2025	Avail. Total Budget
Total: 401-General Capital Projects Fund		**1,339,000**	**659,505**	**1,651,000**	**17,005,000**	**7,526,500**	**17,166,235**	**23,962,317**	**67,970,557**
421-Water & Sewer Capital Projects Fund									
W & S Pay as you Go									
00035	Water Storage Tank Maintenance	100,000	643,337	-	100,000	100,000	100,000	100,000	1,043,337
00113	Obsolete Sewer Lines	1,500,000	1,447,269	1,500,000	1,500,000	1,500,000	1,500,000	1,500,000	8,947,269
00125	Sewer System Improvements	-	239,829	50,000	125,000	125,000	125,000	125,000	789,829
00127	Water/Sewer Developer Reimbursements	-	866,074	-	150,000	150,000	150,000	150,000	1,466,074
00136	Water System Improvements	125,000	521,281	50,000	125,000	125,000	125,000	125,000	1,071,281
00144	Alum Sludge Removal	250,000	969,563	200,000	375,000	375,000	375,000	375,000	2,669,563
00145	Obsolete Water Lines	1,500,000	1,733,866	820,000	1,500,000	1,500,000	1,500,000	1,500,000	8,553,866
00178	NCDOT - TIP Program (W/S Utilities)	-	637,881	-	150,000	150,000	150,000	150,000	1,237,881
00292	Lasalle Siphon Improvs - W.S	-	-	-	-	286,000	-	-	286,000
00294	Ward Water Plant Filters 1-4 Rebuild	-	-	-	-	600,000	-	-	600,000
00305	Waterview Pump Station Upgrade	-	-	-	-	5,000,000	-	-	5,000,000
00313	Appling Way Water/Sewer Lines	301,000	-197,849	300,000	-	-	-	-	102,151
00335	Pre-Heat Burner	-	-	500,000	-	-	-	-	500,000
00336	Arc Flash Project - W/S	-	-	100,000	100,000	-	-	-	200,000
00337	Watershed Protection Plan	-	459,410	150,000	150,000	-	-	-	759,410
00339	E. Washington St (Gaylord - Downing)	-	-	-	1,230,000	-	-	-	1,230,000
00340	Burton Road (Westchester to City Limits)	-	-	2,160,000	-	-	-	-	2,160,000
00352	Primary Catwalks - Eastside	-	-	300,000	-	-	-	-	300,000
01611	Large Water Meter Chg Out 1.5" and up	-	120,954	-	150,000	150,000	150,000	150,000	720,954
02787	Eastside UV System Upgrade	400,000	277,500	380,000	1,000,000	-	-	-	1,657,500
02803	City Lake Dam Upgrade	-	-	-	-	200,000	-	10,000,000	10,200,000
03211	Westside Centrifuge Upgrade	100,000	100,000	-	750,000	750,000	-	-	1,600,000
03253	Diffusers - Eastside	-	-	-	-	500,000	-	-	500,000
03815	Johnson Street Siphon	-	-	-	-	-	1,000,000	-	1,000,000
03840	Clarifier Rehabilitation - ES	-	-	-	-	360,500	-	-	360,500
03843	Catalyst Water - Stadium Completion	250,000	-536,922	550,000	150,000	-	-	-	163,078
03844	Catalyst Sewer - Stadium Completion	250,000	-606,680	600,000	150,000	-	-	-	143,320
Total: 421-Water & Sewer Capital Projects Fund		**4,776,000**	**6,675,513**	**7,660,000**	**7,705,000**	**11,871,500**	**5,175,000**	**14,175,000**	**53,262,013**
W & S Revenue Bonds									
00027	Gallimore Dairy Road Widening (W/S Utilities)	-	-	-	-	-	-	800,000	800,000
00072	Ensley Outfall 2B	-	-	-	-	-	-	2,000,000	2,000,000
00141	Dilworth Rd / Squire Davis Loop	2,620,000	-	-	1,310,000	-	-	-	1,310,000
00150	NW Water System Imprs Phase 3	-	-	-	-	2,500,000	-	-	2,500,000
00163	NCDOT Johnson St/Sandy Ridge Rd Widening (W/S U	-	-	-	-	3,400,000	-	-	3,400,000
00190	Rich Fork Outfall 2A & 3	-	-	-	-	2,400,000	-	-	2,400,000
00226	NW Sewer System Improvs Future 3	-	-	-	1,000,000	-	-	-	1,000,000
00228	Registers Creek Lift Station	250,000	171,300	-	-	7,500,000	-	-	7,671,300
00434	Northwest Sewer Improvements	-	-	-	-	-	-	9,123,740	9,123,740
02803	City Lake Dam Upgrade	-	-	-	-	18,000,000	-	10,000,000	28,000,000
03810	Irbywood-E. Parris Sewer Improv (Hunter Farms)	-	-	-	-	-	250,000	-	250,000
03823	East Fork Lift Station	-	-	-	-	1,100,000	-	-	1,100,000
03824	NE Sewer Line Repl - Upstream of Gallimore Dairy	-	-	-	-	-	-	1,000,000	1,000,000
00304	Partial Expansion of Riverdale - Ph 1	-	-	-	-	20,000,000	-	-	20,000,000
00305	Waterview Pump Station Upgrade	-	-	-	-	6,000,000	-	-	6,000,000
Total W & S Revenue Bonds		**2,870,000**	**171,300**	**0**	**2,310,000**	**60,900,000**	**250,000**	**22,923,740**	**86,555,040**
Total: 421-W & S Capital Projects Fund		**7,646,000**	**6,846,813**	**7,660,000**	**10,015,000**	**72,771,500**	**5,425,000**	**37,098,740**	**139,817,053**
441-Transit Capital Projects Fund									
02881	Hi tran Bus Fleet Replacement	-	-	-	-	500,000	-	-	500,000
03833	Bus Stop Amenities (Shelters & Benches)	-	-	-	200,000	-	-	-	200,000
00308	Mobile Radio Replacement	-	-	110,000	-	-	-	-	110,000
00323	Five Points Transfer Hub	-	-	-	750,000	250,000	-	-	1,000,000
00329	Operators' Training Facility	-	-	-	46,875	46,875	1,406,250	-	1,500,000
00333	Transit Maintenance Facility Renovation	-	-	-	-	50,000	700,000	-	750,000
Total: 441-Transit Capital Projects Fund		**-**	**-**	**110,000**	**996,875**	**846,875**	**2,106,250**	**-**	**4,060,000**
631-Electric Fund									

FY2021 - 2025
City of High Point City Manager Recommended Capital Improvement Plan
Project Budget By Fiscal Year

City of HIGH POINT NORTH CAROLINA

No.	Title	Prior Years 2020 Approp. Budget	Prior Years Current Remaining Budget	FY2021	FY2022	FY2023	FY2024	FY2025	Avail. Total Budget
00026	Automated Meter Reading Initiative	1,000,000	2,667,435	1,500,000	1,500,000	1,500,000	1,500,000	200,000	8,867,435
00059	Area Outdoor Lighting	110,000	708,777	200,000	200,000	200,000	200,000	-	1,508,777
00060	Street Lighting	700,000	653,241	300,000	300,000	300,000	300,000	-	1,853,241
00061	Downtown Underground	200,000	217,642	200,000	200,000	200,000	200,000	-	1,017,642
00081	New Jackson Lake Transformer	-	630,739	-	-	1,400,000	1,400,000	-	3,430,739
00166	Overhead to Underground Conversion	-	260,641	100,000	100,000	100,000	100,000	100,000	760,641
00194	Triangle Lake Widening	-	-	750,000	-	-	-	-	750,000
00256	Phillips Substation Expansion	-	-	-	-	-	1,500,000	1,500,000	3,000,000
00311	S Main St. OH to UG - B85 Bridge Replacement	300,000	300,000	300,000	-	-	-	-	600,000
00321	UG Subdivision Cable Replacement	-	377,545	600,000	600,000	600,000	600,000	600,000	3,377,545
00326	Actuate to Cognos Conversion	-	-	135,000	-	-	-	-	135,000
00327	Oracle to Microsoft SQL	-	-	175,000	-	-	-	-	175,000
00342	Fiber Replacement	-	-	500,000	500,000	-	-	-	1,000,000
00346	New Electric MOC-Building Construction	-	-	-	-	-	-	2,500,000	2,500,000
00347	Hammer to Lexington Ave Transmission	-	-	-	-	-	-	1,500,000	1,500,000
00348	Washington Street Project	-	-	150,000	-	-	-	-	150,000
01484	Deep River Transformer 2 replacement	-	-	1,457,500	-	-	-	-	1,457,500
01508	Eastchester Transformer 1 replacement	-	-	-	1,457,500	-	-	-	1,457,500
01526	Medium Voltage (Outdoor) Replacement Breaker	500,000	616,648	250,000	750,000	750,000	750,000	-	3,116,648
02424	Replace Fairfield T2 Transformer	750,000	750,000	750,000	-	-	-	-	1,500,000
03639	Deep River to Penny Rd. Transmission Line	1,000,000	910,500	-	2,000,000	2,000,000	-	-	4,910,500
03827	100 kV Breakers	300,000	365,700	300,000	-	-	-	-	665,700
03829	Replace Eastchester Transformer #2	-	-	-	-	-	500,000	500,000	1,000,000
03848	Replace Fairfield Transformer #1	-	-	-	-	500,000	500,000	-	1,000,000
Total: 631-Electric Capital Projects		**4,860,000**	**8,458,868**	**7,667,500**	**7,607,500**	**7,550,000**	**7,550,000**	**6,900,000**	**45,733,868**
651 - Parking Fund									
00542	Parking Facility Improvements	-	4560	175,000	525,000	500,000	-	-	1,204,560
Total: 651 - Parking Fund		**-**	**4,560**	**175,000**	**525,000**	**500,000**	**-**	**-**	**1,204,560**
661-Solid Waste Fund									
00122	Landfill Develop - Land Purchase	170,000	869,159	50,000	50,000	50,000	50,000	50,000	1,119,159
00301	Truck/Equipment Wash Station - Landfill	-	-	175,000	-	-	-	-	175,000
00815	Kersey Valley Road Relocation	1,500,000	3,669,360	-	2,125,000	2,125,000	-	-	7,919,360
01102	Kers Valley Ph I - IV Post Closure - Reserve	171,000	196,425	171,000	171,000	171,000	171,000	171,000	1,051,425
01191	Kersey Valley Landfill Ph VI Expansion	-	5,100	1,000,000	2,000,000	2,000,000	-	-	5,005,100
03819	Environmental Services Admin Building	25,000	25,000	-	825,000	-	-	-	850,000
03820	Kersey Valley Landfill Transfer Station	-	269,900	-	-	-	200,000	200,000	669,900
03856	MRF Ongoing Maintenance	50,000	20,283	50,000	50,000	50,000	50,000	50,000	270,283
03857	Asphalt & Underlayment - Ingleside and KV Landfill	350,000	700,000	-	500,000	-	-	-	1,200,000
Total: 661-Solid Waste Fund		**2,266,000**	**5,755,227**	**1,446,000**	**5,721,000**	**4,396,000**	**471,000**	**471,000**	**18,260,227**
671-Storm Water Fund									
00134	Storm Water Projects - Routine Projects	425,000	214,878	450,000	450,000	450,000	450,000	450,000	2,464,878
03068	Ray Street (R1,2,3a,b,c,d)/Hospital	500,000	460,101	-	-	1,500,000	2,960,000	4,060,000	8,980,101
00780	Jacobs Place (JP7)	500,000	860,000	-	-	2,760,000	3,430,000	-	7,050,000
00192	Country Club/Rockford/Dover/Kensington	-	215,005	-	-	1,587,600	-	-	1,802,605
03845	Catalyst Stormwater - Stadium	570,285	-407,507	450,000	-	-	-	-	42,493
03031	Hamilton Street (M2) - CBD NE Side	250,000	250,000	-	-	1,320,000	-	-	1,570,000
03073	Rockford/Rotary/Farris (F1f, F2, F4, F8, F12)	-	-	-	400,000	-	-	-	400,000
00314	Appling Way Stormwater	170,000	-172,281	230,000	-	-	-	-	57,719
Total: 671-Storm Water Fund		**2,415,285**	**1,420,196**	**1,130,000**	**850,000**	**7,617,600**	**6,840,000**	**4,510,000**	**22,367,796**

City of

HIGH POINT

NORTH CAROLINA

Public Safety Committee
(Virtual Meeting)
Chaired by Council Member Jones
Committee Members: Jones, Moore, Williams, and Johnson

May 20, 2020 – 4:00 p.m.

3rd Floor Lobby Conference Room

Minutes

Participating Remotely (4):

Chairman Victor Jones, Committee Member Christopher Williams, Committee Member Britt Moore, and Committee Member Tyrone Johnson

Also Present Remotely:

Council Member Michael Holmes

Staff Present:

Randy McCaslin, Deputy City Manager; Greg Ferguson, Assistant City Manager, Eric Olmedo, Assistant City Manager; and Mary S. Brooks, Deputy City Clerk

Staff Participating Remotely:

JoAnne, Carlyle, City Attorney; Kenneth Shultz, Police Chief; Major Ken Steele; Laura Altizer, Senior Budget Analyst; Bobby Fitzjohn, Director of Financial Services; Steve Lingerfelt, Director of Communications & Information Services; Jeron Hollis, Director of Communication and Public Engagement; Ryan Ferguson, Marketing Manager; Lisa B. Vierling, City Clerk;

As part of the city of High Point's COVID-19 mitigation efforts, in-person attendance was not allowed at this meeting. Instead, the meeting was live-streamed, and the public was provided a link to listen to the meeting as it was being live-streamed.

DRAFT

CALL TO ORDER

Chairman Victor Jones called the meeting to order at 4:06 p.m.

PRESENTATION OF ITEMS

2020-167 **Watchguard- In-car camera/body-worn camera systems**

Staff is requested to discuss the Watchguard- In-car camera/body-worn camera systems to be utilized by first responders of Information Technology Services and the High Point Police Department.

Kenneth Shultz, Chief of Police, provided the history of the Watchguard's in-car camera systems (cameras); said the High Point Police Department (HPPD) currently have 135 units in service; described how the camera's worked; said most of the systems were no longer covered under warranty and were approaching the end of their serviceable life expectancy; outlined what the cameras were used for; spoke to the benefits of the cameras such as: using the videos as evidence, for training purposes, used to identify fault at traffic accidents, and to address citizen complaints; and said the cameras were secured and tamper proof. Chief Shultz continued discussion regarding the expenses that were being used for the current cameras; said the cost included warranties and repairs; over a million dollars to date over past 13 years had been spent; and spoke to expectations from the public. Chief Shultz said the proposal for the camera systems included the 135 new dash cameras as well as a body camera systems; they were better quality cameras that would increase effectiveness; spoke to the five year warranty for each unit; and to adding cameras to other critical units, and officers who did not have them.

Chairman Jones asked if the new cameras warranty was included in the price. Chief Shultz replied yes.

Chief Shultz provided a video that simulated how the cameras worked; spoke to how videos were prepared for legal consideration; and to being in compliance legally in video footage storage and retention.

Chairman Jones asked how often were video footage was used for legal purposes; spoke to saving the city money, in regards to false claims against officers; to the importance for council to know the background, cost, warranty; and benefits of the cameras; and said that the proposal for the cameras would be brought before the Finance Committee at the May 28, 2020 meeting. Chief Shultz replied he did not have an exact number of videos used for legal purposes; explained how officers obtained footage for evidence for prosecution; and said the videos were also used for citizen complaints.

Eric Olmedo, Assistant City Manager said that the finance implications for the cameras would be discussed at the next Finance Committee meeting.

JoAnne Carlyle, City Attorney, asked if there was a copy of the proposed lease agreement. Chief Shultz replied that he was working with the Purchasing and I.T. departments for that information. Ms. Carlyle replied that she would follow up with them.

DRAFT

Committee Member Williams asked if the cameras were automatically started; the size of storage on site for the videos and audio; and asked the requirements of who can view or have access to the video footage.

Chief Shultz replied that some cameras automatically started when blue lights were activated on police vehicles, or manually activated according to the Manual Activation Policy; said the body cameras have the same policy; discussed the amount of storage that was on site for video footage; and explained the legal guidelines on viewing the video footage.

Update-COVID-19

Chairman Jones asked Greg Ferguson, Assistant City Manager, to provide an update on what the city was doing in regard to the COVID-19.

Mr. Ferguson said the governor would present a Phase 2, Safer at Home statement today at 5 p.m.; Guilford County had over 904 COVID-19 cases; and roughly 49 deaths. Mr. Ferguson continued discussion regarding the gradual reopening of the Library; spoke to the different accesses to the Library; to waiting on further guidance and recommendations from the state on addressing other restrictions such as the playgrounds that were closed; spoke to what City Hall was implementing; to upgrading public areas with flexy glass; to wearing mask; having service modifications completed; to how building permits were being processed with positive feedback from citizens; said the county confirmed the funds received from the federal government for High Point based on the needs related to COVID-19; spoke to having weekly department head meetings to coordinate and communicate on internal issues; and to protecting employees at the water and sewer plants by taking extra precautions due to their limited personnel.

Chairman Jones thanked staff for their time and efforts.

ADJOURNMENT

There being no further business to discuss, the meeting adjourned at 4:40 p.m. upon motion duly made and seconded.

Respectfully submitted,

_____

Mary S. Brooks, Deputy City Clerk

_____

Victor Jones, Chairman
Public Safety Committee

DRAFT

HIGH POINT CITY COUNCIL
SPECIAL MEETING
(Virtual Meeting)
May 22, 2020- 5:30 P.M.
3RD FLOOR LOBBY CONFERENCE ROOM #302

MINUTES

In order to maintain the health, safety, and well-being of our residents, staff, and the City Council, this meeting was conducted electronically. As part of the city of High Point's COVID-19 Mitigation efforts, in-person attendance was not allowed at this meeting. Instead, the meeting was live-streamed and a link was provided to the public to listen to the meeting as it was being live-streamed. www.HighPointNC.gov/VirtualPublicMeeting

CALL TO ORDER

Mayor Wagner called the meeting to order at 3:06 p.m.

Following a roll call vote for attendance, the following were identified as being present:

Mayor Jay W. Wagner (**remote** participation)
Mayor Pro Tem Christopher Williams- Ward 2 (**remote** participation)
Council Member Tyrone Johnson- At Large (**physically present**)
Council Member Britt Moore- At Large (**physically present**)
Council Member Cyril Jefferson- Ward 1 (**physically present**)
Council Member Monica Peters- Ward 3 (**physically present**)
Council Member Wesley Hudson- Ward 4 (**physically present**)
Council Member Victor Jones- Ward 5 (**remote** participation)
Council Member Michael Holmes- Ward 6 (**remote** participation)

The following staff members were **physically present:**

Lisa Vierling, City Clerk

The following staff members **participated remotely:**

JoAnne Carlyle, City Attorney

PRESENTATION OF ITEMS

2020-182 **Closed Session- Personnel**

The City Council is requested to go into Closed Session pursuant to N.C. General Statute 143-318.11(a)(6)
for personnel.

DRAFT

At 3:08 p.m., a motion was made by Council Member Peters, seconded by Council Member Jefferson, to go into Closed Session pursuant to N.C. General Statute 143-318.11(a)(6) for a personnel matter. Following a roll call vote by the Mayor, the motion carried by the following unanimous 9-0 vote:

Aye (9): Mayor Wagner, Mayor Pro Tem Williams, Council Member Johnson, Council Member Moore, Council Member Jefferson, Council Member Peters, Council Member Hudson, Council Member Jones, and Council Member Holmes

2020-176 **Resignation of City Manager Greg Demko and Approval of Separation Agreement**

The City Council is requested to accept the resignation of City Manager Greg Demko and approve a Separation Agreement between the City of High Point and Mr. Demko. Mr. Demko's resignation will be effective immediately upon acceptance of the resignation by the City Council.

Upon reconvening into Open Session at 3:38 p.m., Mayor Wagner announced that the City Council has received the resignation from City Manager Greg Demko effective today. He thanked the city manager for his service to the City of High Point and wished him well in his future endeavors.

The Mayor advised that a legal Separation Agreement between the City of High Point and Mr. Demko would be executed and the document would be a matter of public record and available for public review. Mayor Wagner then entertained a motion to accept the resignation of the city manager and to approve the Separation Agreement. [The separation agreement will be attached in Legistar and incorporated as a permanent part of these proceedings.]

Council Member Jefferson moved to accept City Manager Greg Demko's resignation to be effective today and to approve the separation agreement between the City of High Point and Mr. Demko. Council Member Johnson made a second to the motion.

For further discussion, Council Member Hudson commented that "*this vote is the end of a path that the Council should have never gone down.*"

Council Member Jones added to Council Member Hudson's comment and stated "*this is not the direction that I wanted to go.*"

Mayor Wagner asked if there were any additional comments.

Making reference to the previous comments about the path, Council Member Holmes stated "*it wasn't a great deal of options left for us, and, unfortunately, we arrived here and things needed to be done. And, unfortunately, this is where it led to.*"

Council Member Jefferson shared his excitement about High Point's future.

Mayor Wagner asked if there were any additional comments. **There being none, he proceeded with a roll call vote on the motion to accept the city manager's resignation effective immediately and to approve the Separation Agreement between the City of High Point and Mr. Demko. The motion carried by the following 6-3 vote:**

Aye (6): Mayor Wagner, Mayor Pro Tem Williams, Council Member Johnson, Council Member Jefferson, Council Member Peters, and Council Member Holmes

Nay (3): Council Member Moore, Council Member Jones, and Council Member Hudson

2020-177 **Appointment of Interim City Manager**

Upon acceptance of the resignation of City Manager Greg Demko, Council is requested to appoint Randy McCaslin as Interim City Manager effective immediately. Mr. McCaslin will serve in the interim position until such time the city manager's position is filled.

Following acceptance of City Manager Greg Demko's resignation, **Council Member Moore moved to appoint Deputy City Manager Randy McCaslin as Interim City Manager effective immediately at his current salary and bonuses ($214,802.40) to serve until a new city manager is appointed. Council Member Peters made a second to the motion.**

Following a roll call vote by the Mayor, **the motion carried by a unanimous 9-0 vote as follows:**

Aye (9): Mayor Wagner, Mayor Pro Tem Williams, Council Member Johnson, Council Member Moore, Council Member Jefferson, Council Member Peters, Council Member Hudson, Council Member Jones, and Council Member Holmes

ADJOURNMENT

There being no further business, the meeting adjourned at 3:59 p.m. upon motion duly made by Council Member Hudson and second by Council Member Moore.

Respectfully Submitted,

_____

Jay W. Wagner, Mayor

Attest:

_____

Lisa B. Vierling, City Clerk

DRAFT

Lisa Vierling

From: patrickatserve@aol.com
Sent: Friday, May 29, 2020 10:48 AM
To: Public Comment
Subject: Comments on the Proposed Diversity and Inclusion Initaitive

I am writing to express my support of the diversity and inclusion initiative that was recently proposed. This initiative is long overdue in High Point. This type of initiative was begun in neighboring communities years ago and it is inexcusable that we lag so far behind in striving for equity and opportunity.

Racial disparity in accessing and obtaining 'family-sustaining' jobs is endemic in America. It is not just merely due to different educational attainment. A recent Georgetown study found that the median wage for a 'good' job with a bachelor's degree was $75,000 for whites compared to $65,000 for African-Americans and Latinos.

COVID-19 is exacerbating this racial disparity. Thirty-five percent of the bottom fifth of earners have lost their jobs and these earners are more likely to be African-American and Latino. The reinforcement of the systemic nature of this disparity is demonstrated by surveys showing 38% of all small business applicants getting Payroll Protection Program loans compared to 12% of minority applicants.

Addressing these systemic inequalities must be done with persistent intentionality. Systemic changes do not magically occur. Local government is ideally situated to take the lead as it is largely funded by its residents who have the right to expect its government to support the community as best as possible. Local government is both a large employer and a large purchaser of services and products. Consequently, there are ample opportunities to support a diversity and inclusion approach to strengthening the community.

I strongly encourage Council to adopt and fund a diversity and inclusive initiative. Do not let the COVID-19 pandemic serve as an excuse for not implementing this initiative that is long overdue.

Sincerely,
Patrick Harman
1214 Woodland Place
High Point, NC 27262

Lisa Vierling

From: carlvena foster <carlvenaf@yahoo.com>
Sent: Monday, June 1, 2020 10:11 AM
To: Public Comment
Subject: Revised public comment statement for June 1, 2020 City Council meeting
Attachments: HPC public comment.docx

Good morning Lisa

I have added to my previously submitted comment. I hope you can use this one.

Thank you

Carlvena

Public Comment for June 1, 2020 City Council Meeting

I have 2 statements whose outcomes will reflect the willingness of Council to take actions to benefit our City while benefitting our underserved populations

In the wake of the inhumane and senseless killing of George Floyd, people across American are hurting, angry and tired of senseless killing of Black men. As a result protests are being staged. We experienced a peaceful protest followed by unfortunate incidents of looting and property damage in High Point on yesterday. I along with Councilmen, Chris Williams, Cyril Jefferson, Michael Holmes and Tyrone Johnson were at the protest at the Police Station throughout the event until the peaceful ending. This matter is important and sensitive to every community but especially to the African American community. I respectfully ask this City Government, Mayor Wagner, Police Chief Shultz to respond publicly about the George Floyd incident and the city's position on due process, equality, and protection for all citizens in our city.

The City of High Point's vision is to become the single, most livable, safe and prosperous community in America. To make this vision a reality, all citizens, businesses large and small must be able to share in the economic prosperity.

A disparity study will provide a baseline with data as a beginning step and further ensure that the City of High Point sets goals, recommendations, and practices to make certain discrimination, bias, or inequalities in procurement and contracting with women and minority businesses/businesses of color does not happen.

It is important as this city continues to move forward with economic development projects that it will address historic inequalities, work to remove barriers and ensure fair opportunities for women and minority businesses/businesses of color.

This City needs an effective action plan for procuring goods and services from historically excluded and underutilized businesses owned by minorities and women.

I ask this council to make a bold and deliberate move to commission a Diversity and Inclusion Initiative that includes hiring a MWBE/Diversity Officer.

Thank you

Carlvena Foster
818 Runyon Drive

High Point, NC 27260

Lisa Vierling

From: Campbell, Kimberly <Campbell.Kimberly@aoins.com>
Sent: Saturday, May 30, 2020 8:59 AM
To: Lisa Vierling
Subject: City Council Virtual Meeting

Good Morning,

I would like to know if the public can virtually sit in on the High Point City Council meeting to be held on Monday from 5:30 – 7pm. If so, how do we log in? I am asking because I have a concern regarding the speeding that is occurring on the street I live on which is West Willis Avenue. Thanks in advance for your help and have a great weekend!

Regards,

Kimberly Campbell
210 West Willis Avenue
High Point, NC 27260
336-906-4336

Transcript of Public Comment
For Public Comment Period (at June 1, 2020 HPCC Meeting)
David Rosen
[3:05 in duration]

_____Transcript of Call_____

David Rosen: *Good evening Council, Mayor, City Council Members and staff and everyone that's there. It's kind of weird doing this over a phone call, but my name is David Rosen. I'm at 4309 Harding Court, High Point, North Carolina. I am here as a member of the High Point community. I'm also here as part of the High Point Community Builders. High Point Community Builders is a group of men and women, black and white that are together to identify, to discuss, implement issues of racial equality and issues of that nature. We are part of the YWCA. We have been working together for, I believe, over six or nine months and I am part of that group. I am also a citizen of High Point and most importantly, I'm a human being.*

I'm here to speak on the initiative that's coming forth to Council about the possibility of hiring a new diversity officer and I'm in favor of that on so many different levels. We have a lot of things going on—a lot of great things going on in High Point with our baseball stadium, with Congdon Yards, with a lot of revitalization, and there's a lot of pros. But, there's also a lot of things that have been going on in this city that I think, and we all know, have been pushed under the rug for many periods of time. I read recently today in an article in the paper that one council member wrote, "we have a new council and I was outvoted." We have a new council and "I" was outvoted. Read into that however you want. I personally don't feel it's a real strong or team statement by a certain council member. Our Council needs to be working together, identifying and working together, for the needs of our city and moving forward.

We have such great things going on, but we need to have the tough talks. We need to have plans. We need to have more than just talks. We need to have a plan and a process in place. I submit to you that this group, High Point Community Builders, works as a liaison between Council and city staff in moving forward in having the real hard talks, dialogue, and implementation of processes to identify racial equality in the city. No matter what the color of your skin and your gender or your sexual preference, we are all equal. We need to work together. The time is now. It must happen. I'm here to help, but I challenge this council to work together with the High Point Community Builders and let's make a difference that's positive. Thank you.

[duration of voice mail 3:05]

Transcript of Public Comment
For Public Comment Period (at June 1, 2020 HPCC Meeting)
Heidi Majors
[2:25 in duration]

_____Transcript of Call_____

Heidi Majors: *"Hello, my name is Heidi Majors, Executive Director of the YWCA High Point. The mission of the YWCA is to eliminate racism, empowering women, and to promote peace, justice, dignity and freedom for all. Within the past two years, the YWCA of High Point has been convening a group with over 18 organizations and businesses that have been focusing on discussions of racial equity and brining the conversation forward in our community. We have been working with the Racial Equity Institute and over 170 people, community members, business leaders, representatives from the city, both staff and Council, have been trained in the Racial Equity Institute's Groundwater and Phase I training. Training focuses on the systematic racism and the foundation of systematic racism throughout the history. During COVID-19 pandemic, my team here at the YWCA has worked with our community members and we see where the systems are broken. There is not equity for all residents in High Point. Now is the time to make change and to make change, we must be intentional. The diversity inclusion initiative that the Council has laid out is just the first steps of our government being intentional, being intentional to have equity for all. It is crucial that the staff on all levels, including the decision-makers are receiving training. It is imperative that policies are being changed and that we expand the opportunity for representation within all of our community to have a voice in the decisions. I urge the Council on behalf of the High Point community and the YWCA to be intentional and to continue the implementation, providing resources to support policy change, support the staff position, and put support training for all levels within the City of High Point. YWCA is committed to be a partner with the City of High Point in continuing this work. Together, we will make our community stronger and the most livable place as the International City. Thank you and have a great day."*

[transcript of voice mail received from Heidi Majors on Friday, May 29th @ 10:10 a.m.] [approximately 2.25 minutes in duration]

Lisa Vierling

From:	Rev. Frank Thomas <mzbcpastor@yahoo.com>
Sent:	Tuesday, May 26, 2020 8:39 PM
To:	Public Comment
Subject:	Public Comment Period
Attachments:	Public Comments.docx

Dr. Frank K. Thomas, Pastor/Teacher
Mt. Zion Baptist Church
753 Washington St.
High Point, NC 27260
o: (336) 821-2520
c: (336) 391-4488
mzbcpastor@yahoo.com
"Know Christ-Know Peace/No Christ-No Peace"

CONFIDENTIALITY NOTICE: The information in this document may be confidential, protected by a Confidentiality Agreement and/or Protective Order entered by Federal or State Courts. It is intended only for the use of the named recipient. If you are not the intended recipient, please notify me immediately and then delete this document. Violation of this notice may be unlawful.

1. Rev. Frank Thomas

Good evening Mr. Mayor and Council, I am submitting my comments this evening to address something recently shared by Mr. Demko before his unexpected and surprising resignation as City Manager. I believe it has been less that a month that he informed Council of several initiatives under review fro possible implementation. He stated that these initiatives were being pursued to “advance and foster diversity and inclusion in the City’s work force, operations, and services”.

I specifically would like to focus on one initiative that would budget for adding a new Diversity, Equity, Inclusion Specialist position to the city staff. Having served as an Equal Opportunity Advisor in the army and one of few African-Americans at the Director level at Wake Forest University, I know how critically important it is to have such a person in the organization. Not only would this person serve a “watch dog” for employees’ rights, but they would also provide needed feedback to City leadership (Council, the Manager, HR Director, etc). Although Mr. Demko is no longer serving the citizens of High Point, I believe it would add to his legacy if you did everything in your power to see that his initiatives come to pass.

Too many in High Point have felt unheard and underrepresented for far too long. And you have an opportunity to show the entire City that its leaders care about all those who live and work here. I believe if you do not move this crucial initiative forward, you will be sending the message that Mr. Demko’s pursuits were in vain. If we are to be a diverse city, we must have diverse policies and procedures in the City’s work force, operations, and services provided.

So, as you consider the upcoming budget. Please do not use COVID-19 or a (potential) shortfall as an excuse not to “rise to the occasion” and speak up for the voiceless. They have been silenced for far too long.

Lisa Vierling

From: Daniel Webb <danielwebb828@gmail.com>
Sent: Friday, May 29, 2020 5:00 PM
To: Public Comment
Cc: Yvette Carey; darryl warren; Daniel Webb
Subject: Rev. Dr. Daniel Webb's Public Comment to Support Diversity & Inclusion

Follow Up Flag: Follow up
Flag Status: Flagged

Dear City of High Point City Council:

First and foremost, thank you for affording me (as a local Pastor and community leader) to share comments regarding support for diversity and inclusion in our city's organization and community-at-large. Fostering diversity and inclusion is significant because both are interrelated, diversity demonstrates the valuing and/or respect for individual differences, whereas inclusion involves that of inviting of such individuals differences into various aspects of the city's organization and community-at-large, which should be reflective of the populace. When we as a city begin to diversify and include individuals with differences, we are informing all individuals that we are a community that values and appreciates their perspectives, as well as we humanize them as contributing members of our city. To the contrary, when we fail to diversify and include individuals with differences, we, as a city are sending them a covert, as well as an overt message that we do not value their contributions to the city, albeit such might not be the intent. In that light, please note that I encourage the city of High Point to think carefully about how we want to build a community that is reflective of its residence. To that end, please inform me if you have any questions, and/or if I could be of assistance regarding this important initiative. God Bless! Roms. 8:28!

Rev. Dr. Daniel Webb, Pastor
Greater First United Baptist Church
1409 Deep River Road
High Point, NC 27265

Lisa Vierling

From: Susan Fagg <susanfagg1007@gmail.com>
Sent: Friday, May 29, 2020 9:01 AM
To: Public Comment
Subject: Diversity and Inclusion

I encourage you to PLEASE support the Diversity and Inclusion Imitative!

Susan Fagg
Level V Circle
Rodan+Fields Independent Consultant
Get Your Recommendation Here
336-848-5562

Sent from Mail for Windows 10

Lisa Vierling

From: Glenn Chavis <grchavis40@aol.com>
Sent: Saturday, May 30, 2020 3:35 PM
To: Public Comment
Subject: My comment regarding the budget meetings

Mr. Mayor and members of Council,

I was pleased to read in the newspaper that the dreaded word "Diversity" was brought up in one of your recent meetings. Since I am not allowed to call out a councilperson by name, I will just say I am not surprised at the response and excuses that are starting to come forth.

Since 1859, our local government has catered to those that chose to keep black people disenfranchised using laws, ordinances, and excuses.

In 1915, City Council officially segregated the City by passing an ordinance that prohibited colored people from certain sections of the City. This created three distinct black communities - Eastside, Southside, and Macedonia, which have always been denied equality.

In 1925, at the request of a racist health inspector and the Health Dept., City Council passed an ordinance prohibiting any café in the city from serving white and black customers in the same building unless it is divided by partitions, and separate dining tables, counters, dishes, and cooking utensils.

Segregation and separate but unequal are costly proposition that have and will continue to put a drag on our bottom line. In case you have blinders on, the cost in the pass of operating separate schools, libraries, and parks, just to name a few, should indicate to anyone that our local government dug a financial hole for itself all because of racism.

Attempts at keeping one race superior over another are costly and will continue to erode our bottom line unless we learn from our past mistakes, own up to those mistakes, and make changes that will benefit all High Point citizens equally.

Council seems to be very quick at finding monies for projects and shortcomings regarding Downtown/Uptown, but when it comes to fairness and doing what it takes to make High Point great, some of you want to keep finding excuses for not looking at your moral responsibility. This time it's VOVID-19.

You can get the money to finance one or two diversity positions by simply enforcing some of the many ordinances you have passed, but aren't enforcing.

(343 words)

Glenn R. Chavis

137 Orville Drive

High Point, NC 27260

FINANCE COMMITTEE
(Virtual Meeting)
Chaired by Council Member Moore
Members: Moore, Holmes, Peters, and Jones
May 14, 2020 – 4:00 p.m.
3rd Floor Lobby Conference Room

Present (3): Chairman Britt Moore, Committee Member Victor Jones; and Committee Member Monica Peters

Participating Remotely (1): Committee Member Michael Holmes [Joined Meeting at 4:08 p.m.]

Staff Present:
Randy McCaslin, Deputy City Manager; Greg Ferguson, Assistant City Manager, Eric Olmedo, Assistant City Manager; Terry Houk, Director of Public Services; Steve Lingerfelt, Director of Information & Technology Services; Mary S. Brooks, Deputy City Clerk

Staff Participating Remotely: JoAnne, Carlyle, City Attorney; Lisa B. Vierling, City Clerk; Bobby Fitzjohn, Director of Financial Services; Laura Altizer, Senior Budget Analyst; Wendell Pickett, Water Plant Superintendent; Terry Kuneff, Interim Director of Engineering Services; and Ryan Ferguson, Marketing Manager

As part of the city of High Point's COVID-19 mitigation efforts, in-person attendance was not allowed at this meeting. Instead, the meeting was live-streamed, and the public was provided a link to listen to the meeting as it was being live-streamed.

CALL TO ORDER

Chairman Moore called the meeting to order at 4:01 p.m.

DRAFT

PRESENTATION OF ITEMS

2020-155 **Ordinance/Resolution - NCMPA1 - Waiver Agreement - Project and Supplemental Power Sales Agreement 2020**

City Council is requested by NCMPA1 to approve a request to send the monthly wholesale power bill electronically through email. To do this NCMPA1 is requesting a Waiver Agreement from each Participant that waives the US mail requirement outlined in the Project and Supplemental Power Sales Agreements. This item was discussed at the NCMPA1 Rate Committee meeting on March 19 and the NCMPA1 Board of Commissioners meeting on April 21. The ElectriCities Board of Directors approved at its meeting on April 24, authorization of such Waiver Agreement in the attached resolution BDR-6-20. NCMPA1 is requesting High Point City Council to approve the following:

1. Waiver Agreement NCMPA1 Project and Supplemental Power Sales Agreement 2020
2. Ordinance Waiver Agreement NCMPA1 PSPS Agreements 2020
3. Clerks Certificate - Waiver Agreement NCMPA1 PSPS Agreements 2020
4. 2020 04 24 NCMPA1 Waiver Agreement Resolution BDR-6-20

Randy McCaslin, Deputy City Manager, reported this agreement with NCMPA1 was a request NCMPA1 to send the monthly wholesale power bill electronically through email; and said that each participant approved an ordinance prepared by their attorney. City Council is requested by NCMPA1 to approve the requesting NCMPA1 to send the monthly wholesale power bill electronically via email.

Chairman Moore inquired if a hard copy of the power bill could be obtained, if requested. Mr. McCaslin replied yes.

Chairman Moore moved to forward this matter to the City Council with a favorable recommendation and place it on the May 18, 2020 City Council Finance Committee Consent Agenda for approval. Committee Member Peters made a second to the motion. Following a roll call vote by Chairman Moore, the motion carried by the following unanimous 3-0 vote:

Aye (4): Chairman Moore, Committee Member Peters, and Committee Member Jones

Absent (1): Committee Member Holmes [Committee Member Holmes had not yet joined the meeting when this vote was taken]

2020-156 **Resolution - Forsyth County Tax Administration and Collection of Fiscal Year 2020 Taxes And Collection of 2019 and Prior Years' Taxes**

City Council is requested to authorize the forms of resolution and approve the appropriate City Official to execute an agreement between Forsyth County and the City of High Point for the collection of the 2020 and for the collection of 2019 and prior years' taxes by the Forsyth County Tax Administration office for areas of High Point located in Forsyth County.

Eric Olmedo, Assistant City Manager, reported the agreement with Forsyth County was to re-authorize for the collection of the 2020 and for the collection of 2019 and prior years' taxes by the Forsyth County Tax Administration office for areas of High Point located in Forsyth County; and that the rate that the City of High Point paid was 1% for collections. Council is requested to authorize the appropriate City Official to execute an agreement between Forsyth County and the City of High Point for the collection of the 2020 and for the collection of 2019 and prior years' taxes by the Forsyth County Tax Administration office for areas of High Point located in Forsyth County.

Chairman Moore moved to forward this matter to the City Council with a favorable recommendation and place it on the May 18, 2020 City Council Finance Committee Consent Agenda for approval. Committee Member Jones made a second to the motion. Following a roll call vote by Chairman Moore, the motion carried by the following unanimous 3-0 vote:

Aye (4): Chairman Moore, Committee Member Peters, and Committee Member Jones

Absent (1): Committee Member Holmes [Committee Member Holmes had not yet joined the meeting when this vote was taken]

2020-157 **Contract - Aviat Networks, Inc. - Radio Microwave System**

City Council is requested to award a contract to Aviat Networks, Inc. in the amount of $230,576.00 for an 800 MhZ radio system to replace the existing system.

Steve Lingerfelt, Information and Technology Services Director, reported the need of a microwave system from Aviat Networks, Inc. for the 800 MhZ radio system at a purchase price of $230,576 to replace a system that is nearing end of life; and said the new system should last another ten years. The Department of Information Technology Services recommended approval of the contract in the amount of $230,576 and that the appropriate City official and/or employee be authorized to execute all necessary documents.

Committee Member Jones moved to forward this matter to the City Council with a favorable recommendation and place it on the May 18, 2020 City Council Finance Committee Consent Agenda for approval. Committee Member Peters made a second to the motion. Following a roll call vote by Chairman Moore, the motion carried by the following unanimous 4-0 vote:

Aye (4): Chairman Moore, Committee Member Holmes, Committee Member Peters, and Committee Member Jones

2020-158 **Contract - Sharpe Brothers, Inc. - Cedrow Subdivision**

City Council is requested to award a contract to Sharpe Brothers, Inc. in the amount of $541,718.04 to construct a subdivision consisting of nineteen (19) building lots and all the infrastructure to support these houses including water, sanitary sewer, storm drain, asphalt, bioretention cell, curb and gutter.

Terry Kuneff, Interim Director of Engineering Services, reported that the City of High Point secured funding through the City of High Point and a Community Block Grant through the City of High Point's Community Development and Housing Department to design and build a subdivision consisting of nineteen building lots and all the infrastructure to support these houses including water, sanitary sewer, storm drain, asphalt, bioretention cell, and curb and gutter; and that construction would began after the contract is awarded. The Engineering Services Department Requests Council approve the bids and award Contract 2020-001 Cedrow Subdivision to Sharpe Brothers, a Division of Vecellio & Grogan, Inc. at the contract bid price of $541,718.04.

Chairman Moore asked if the City has ever conducted business with Sharpe Brothers, Inc. Mr. Houk replied yes.

Randy McCaslin, Deputy City Manager, said this project was a part of the affordable housing program through the Community Development Department, and it would allow affordable lots.

Chairman Moore moved to forward this matter to the City Council with a favorable recommendation and place it on the May 18, 2020 City Council Finance Committee Consent Agenda for approval. Committee Member Jones made a second to the motion. Following a roll call vote by Chairman Moore, the motion carried by the following unanimous 4-0 vote:

Aye (4): Chairman Moore, Committee Member Holmes, Committee Member Peters, and Committee Member Jones

2020-159 **<u>Sole Source Contract - Penn Valley Pump Co., Inc. - Double Disc Pumps - Eastside Wastewater Treatment Plant</u>**

City Council is requested to approve a Sole Source Contract with Penn Valley Pump Co., Inc. in the amount of $64,283.00 for the purchase of two (2) 6" Model 6DDSX107CNU-MK1 PVP Double Disc Pumps for the Eastside Wastewater Treatment Plant (WWTP).

Terry Houk, Director of Public Services, reported the Eastside WWTP had five Peristaltic Primary Sludge Pumps (PSPs). The peristaltic pumps are costly to maintain (approximately $8,000.00 dollars per pump per year) and can no longer handle the increased solids loading coming into the plant. City Council is requested to approve the sole source purchase of two 6-inch Penn Valley Double Disc Pumps for $64,283.00.

Committee Member Jones inquired on the lifespan of the pumps. Mr. Houk replied they would last around ten years.

Chairman Moore moved to forward this matter to the City Council with a favorable recommendation and place it on the May 18, 2020 City Council Finance Committee Consent Agenda for approval. Committee Member Peters made a second to the motion. Following a roll call vote by Chairman Moore, the motion carried by the following unanimous 4-0 vote:

Aye (4): Chairman Moore, Committee Member Holmes, Committee Member Peters, and Committee Member Jones

2020-160 **<u>Sole Source Contract - Pete Duty & Associates - Ward Water Treatment Plant (WWTP) - Flash Mix Pump</u>**

City Council is requested to approve a Sole Source Contract with Pete Duty & Associates in the amount of $44,396.00 to purchase of a Sulzer/ABS Model XFP 400M-CH2 replacement flash mix pump at the Ward Water Treatment Plant (WTP).

Terry Houk, Director of Public Services, reported that the Ward WTP utilizes an upflow clarifier (Superpulsator) as part of the water treatment process. The upflow clarifier provides coagulation, flocculation, and sedimentation in a single concrete tank. The upflow clarifier utilizes two flash mix pumps (Sulzer). It is necessary to replace one of the flash mix pumps that is 12-years old and in poor condition. The Ward Water Plant always keeps a spare flash mix pump for back-up due to the long delivery time (20 to 21 weeks). City Council is requested to approve a sole source contract with Pete Duty & Associates in the amount of $44,396.00 for the purchase of a Sulzer/ABS Model XFP 400M-CH2 replacement flash mix pump at the Ward Water Treatment Plant (WTP).

Chairman Moore asked if there would be a warranty for the flash mix pump. Mr. Houk replied yes.

Chairman Moore moved to forward this matter to the City Council with a favorable recommendation and place it on the May 18, 2020 City Council Finance Committee Consent Agenda for approval. Committee Member Peters made a second to the motion. Following a roll call vote by Chairman Moore, the motion carried by the following unanimous 4-0 vote:

Aye (4): Chairman Moore, Committee Member Holmes, Committee Member Peters, and Committee Member Jones

2020-161 **<u>Contract - Construction Manager at Risk (CMAR) Professional Services Garney Companies, Inc. DBA Garney Construction - Catalyst Project - Virginia Place - Change Order #6</u>**

City Council is requested to approve Change Order No. six (6) in the amount of $498,190.56 for the replacement of water and sewer utility lines within Virginia Place and additional work and delays that were part of the Appling Way and W. English Road projects.

Terry Houk, Director of Public Services, reported this project was a part of the downtown Catalyst Project. The Public Services Department requesting approval of Change Order 6 to replace the existing water and sewer lines in Virginia Place. While replacing the utility lines within W. English Road, it was discovered that the sewer line located within Virginia Place was collapsed and no longer functional. The Virginia Place sewer line was constructed in 1904 and the water line was constructed in 1923. The guaranteed maximum price is $358,047.46 to replace the water and sewer lines in Virginia Place. Change Order 6 also includes <u>additional</u> work and delays on the West English Road and Appling Way projects in the amount of $140,143.10. Total amount of $498,190.56 and an increase of time of 63 days. Substantial completion by September 20, 2020. Savings of 1.4 million.

Chairman Moore inquired if the contract was in anticipatory mode. Randy McCaslin, Deputy City Manager, replied that the original contract was for Elm Street; and that additional streets were added resulting in the change orders.

Chairman Moore moved to forward this matter to the City Council with a favorable recommendation and place it on the May 18, 2020 City Council Finance Committee Consent Agenda for approval. Committee Member Peters made a second to the motion. Following a roll call vote by Chairman Moore, the motion carried by the following unanimous 4-0 vote:

Aye (4): Chairman Moore, Committee Member Holmes, Committee Member Peters, and Committee Member Jones

2020-162 **Ordinance - Update City of High Point Sewer Use Ordinance**

City Council is requested to adopt an ordinance to update the City of High Point Sewer Use Ordinance to meet federal and state permitting requirements.

Terry Houk, Director of Public Services, reported that an update to the City of High Point Sewer Use Ordinance was necessary to meet federal and state permitting requirements. The last update to the Sewer Use Ordinance was in 2012. The current updates are necessary to address changes to the local limits based on headworks analyses for both the Eastside and Westside Wastewater Treatment Plants, and the ordinance addresses the new dental discharger requirements with no real change for the citizens. The Public Services Department is recommending that Council adopt the revised Sewer Use Ordinance.

Chairman Moore moved to forward this matter to the City Council with a favorable recommendation and place it on the May 18, 2020 City Council Finance Committee Consent Agenda for approval. Committee Member Peters made a second to the motion. Following a roll call vote by Chairman Moore, the motion carried by the following unanimous 4-0 vote:

Aye (4): Chairman Moore, Committee Member Holmes, Committee Member Peters, and Committee Member Jones

2020-163 **Contract - Crowder - Change Order No. 2 - Riverdale Pump Station Phase 1 Repairs**

City Council is requested to approve Change Order No. 2 for Crowder Construction Company in the amount of $1,501,116.00 for additional construction materials and work outside of the scope of the original contract for the Riverdale Pump Station Phase 1 repairs.

Terry Houk, Director of Public Services, advised that staff is recommending approval of Change Order No. 2 to the Crowder Construction Company contract for additional construction materials and work outside of the scope of the original contract. Public Services is recommending that Council approve Change Order No. 2 to the Crowder Construction Company in the amount of $1,501,116.00.

Committee Member Peters inquired about the extra cost of the contract not included in the original bid. Mr. Houk explained the bidding process; said there was only five days to respond to the bid; and outlined the detailed work required that resulted in increased work hours for the job because there was more rock that had to be blasted which took more time.

Committee Member Holmes asked if this was an emergency repair and if Crowder was the only available contractor. Mr. Houk advised it was an emergency repair and explained the original repair caused it to be flagged by the State as overcapacity. Deputy City Manager, Randy McCaslin, further explained that it was over on paper and was not at actual capacity as the State claimed. Mr. Houk noted they only had one bid for the project.

Mr. Houk continued discussion stating that this was not a typical project; the usual bid timeframe would have been 45 days, but because of the emergency repairs needed, the bidding timeframe was advertised for seven days.

Committee Member Jones moved to forward this matter to the City Council with a favorable recommendation and place it on the May 18, 2020 City Council Finance Committee Consent Agenda for approval. Committee Member Peters made a second to the motion. Following a roll call vote by Chairman Moore, the motion carried by the following unanimous 4-0 vote:

Aye (4): Chairman Moore, Committee Member Holmes, Committee Member Peters, and Committee Member Jones

2020-164 **<u>Contract - Amendment No. 2 - Hazen & Sawyer - Riverdale Pump Station</u>**

City Council is requested to approve Amendment No. 2 to the Hazen and Sawyer contract in the amount of $506,727.00 for providing additional engineering services related to the Riverdale pump station expansion project.

Terry Houk, Director of Public Services, reported the second amendment to the Hazen and Sawyer contract (purchase order 98765) was to provide additional engineering services related to the Riverdale pump station expansion project. The Public Services Department recommended approval of Amendment No. 2 to the Hazen and Sawyer Contract for additional design, construction administration and inspection services in the amount of $ 506,727.00.

Committee Member Peters inquired about a guaranteed price for the contract. Mr. Houk replied that there would most likely be final adjustments to the cost because of the project's design.

Randy McCaslin, Deputy City Manager, spoke to the flooding of the Riverdale pump Station due to the hurricane; that this project was handled differently because of that; and that FEMA was covering the repair and mitigation.

Committee Member Jones moved to forward this matter to the City Council with a favorable recommendation and place it on the May 18, 2020 City Council Finance Committee Consent Agenda for approval. Committee Member Peters made a second to the motion. Following a roll call vote by Chairman Moore, the motion carried by the following unanimous 4-0 vote:

Aye (4): Chairman Moore, Committee Member Holmes, Committee Member Peters, and Committee Member Jones

DRAFT

2020-165 **Contract - Amendment No. 2 - Hazen & Sawyer - Appling Way - Catalyst Project**

City Council is requested to approve Amendment No. 2 to the Hazen and Sawyer contract in the amount $157,600.00 for providing additional support and consultant coordination for the construction of Appling Way adjacent to the Catalyst project.

Terry Houk, Director of Public Services, reported that Amendment No. 2 to the Hazen and Sawyer contract (purchase order 97339) was for providing additional support and consultant coordination related to the construction of Appling Way adjacent to the Catalyst project. Public Services is recommending that Council approve Amendment 2 to Hazen and Sawyer contract in the amount of $157,600. This amendment is necessary to provide construction management support and coordination during the construction of Appling Way and the utility replacement along Virginia Place.

Committee Member Peters moved to forward this matter to the City Council with a favorable recommendation and place it on the May 18, 2020 City Council Finance Committee Consent Agenda for approval. Committee Member Jones made a second to the motion. Following a roll call vote by Chairman Moore, the motion carried by the following unanimous 4-0 vote:

Aye (4): Chairman Moore, Committee Member Holmes, Committee Member Peters, and Committee Member Jones

Discussion

Committee Member Holmes inquired about the request for the Bobby Labonte Foundation to add their Charity Bike Ride event back to the Special Events list for city-sponsored events as an in-kind service type of event discussed at the last Finance Committee meeting.

Chairman Moore requested staff provide more information for the request at a later date.

ADJOURNMENT

There being nothing further to come before the Finance Committee, the meeting adjourned at 4:34 p.m. upon motion duly made and seconded.

Respectfully submitted,

_____

Mary S. Brooks, Deputy City Clerk

_____

Britt W. Moore, Chairman

DRAFT

Lisa Vierling

From: Gmail <delmestris@gmail.com>
Sent: Thursday, May 28, 2020 9:47 AM
To: Public Comment
Subject: Diversity and Inclusion

As a civically engaged member of this community, I encourage you to support the Diversity and Inclusion. The historical inequalities that have been allowed to continue through inaction, disinterest and ignorance need to be examined and corrected.
This is an important step on the path towards true equality.
Thank you,
Shelley Delmestri Hutchens

336-259-6285
delmestris@gmail.com

Lisa Vierling

From: Kendal Mcbroom <kendal.mcbroom@yahoo.com>
Sent: Friday, May 29, 2020 7:04 AM
To: Public Comment
Subject: Diversity and Inclusion Support

Good Morning,

I pray all is well for you and your families during these trying times. My name is Kendal McBroom, the Senior Pastor of Turners Chapel African Methodist Episcopal Church in High Point. I write this to you days after witnessing virtually the murder of George Floyd and false accusation of Christian Cooper in Central Park. I fully support any and all efforts to boost diversity and inclusion throughout the city, be it through events or in hiring.

Our country and state have a checkered history when it comes to accepting diversity and being inclusive. The time is now to better ensure equity and equality through these measures. While there must be great work and investment in this are, any initiative that leads us toward a more inclusive work force, a more diverse community and economy, will need to start with this initiative.

I and the Turners Chapel church family look forward to further supporting the city council in these plans and look forward to fruit it shall bear.

Peace and Power,

Kendal M.
Sent from my iPhone

High Point City Council
Proposed FY 2020-2021 Budget
Adopted Schedule

Date	Time	Purpose	Meeting
Monday, June 1st	5:30 p.m.	Budget Presentation	Regular Meeting
Thursday, June 4th	4:00 p.m.	Budget Review	Special Meeting
Monday, June 15th	5:30 p.m.	Public Hearing	Regular Meeting
Wednesday, June 17th	5:00 p.m.	Budget Review (as needed)	Special Meeting
Thursday, June 18th	4:00 p.m.	Budget Review (as needed)	Special Meeting
Monday, June 22nd	5:30 p.m.	Adoption of Budget	Special Meeting

Lisa Vierling

From: Michael Holmes
Sent: Sunday, May 31, 2020 3:38 PM
To: Lisa Vierling
Subject: Fwd: Public comments

This was a late comment. Can it be added to public comments?

Sent from my Verizon, Samsung Galaxy smartphone

From: Jimmy Scott <jdredscott@gmail.com>
Sent: Sunday, May 31, 2020 7:18:17 AM
To: Cyril Jefferson <cyril.jefferson92@gmail.com>
Cc: Michael Holmes <michael.holmes@highpointnc.gov>; Tyrone Johnson <tyrone.johnson@highpointnc.gov>
Subject: Public comments

Dear Sirs:
I know there must be a cut off on comments but Friday being the busiest day of the week next to Monday I submit the following statement;

The ouster of Greg Demko was only the first step in eradicating city leaders who refuse to acknowledge, let alone work with the Black community in High Point. The Police Chief is another who has turned a deaf ear to our community. Not only has he shut out the voice of our community but has declared war on our youth. Having been illegally appointed, the Chief dies not represent the best High Point has to offer.

If there is any way this can get read into the official record, thank you.
Rev. J Lee Scott
HP Peacemakers
HP Ministers Conference
HP Branch NAACP

Lisa Vierling

From: Gwendolyn Johnson-Green <gjohnsongreen@gmail.com>
Sent: Wednesday, May 27, 2020 3:46 PM
To: Public Comment
Subject: The City of High Point's Public Comment
Attachments: Diversity and Inclusion.docx

Good afternoon:

See attachment.

Dr. Gwendolyn Johnson-Green
336-869-2486

To: The City of High Point City Council

From: Dr. Gwendolyn Johnson-Green, Retired North Carolina Educator

Re: Public Comment -- DIVERSITY AND INCLUSION INITIATIVE

Date: May 27, 2020

Good evening:

Thank you for an opportunity to share in support of a much needed and long overdue Diversity and Inclusion Initiative for our great city, my hometown, High Point, NC. I am a resident of Ward 5.

As a veteran educator, I have a wealth of experience with welcoming change, embracing diversity, and supporting inclusion as efforts to ensure successes for all. As leaders we should be aware of the fact that change is the inevitable. We should also recognize the fact that change is the only thing that's constant. We are indeed living in changing times.

As leaders we must address Diversities (differences) as we formulate policies, practices, and principles. As leaders we must be intentional in our Diversity and Inclusion efforts designed to be all inclusive for all residents, constituents, and partnerships. All residents can and should feel ownership in High Point.

With the implementation of the above practices, we can and will influence a win-win approach as we work together and move ahead. The expectation is that this most important initiative can and will influence substantial change in our community. Substantial changes will support all areas in our community, especially areas with critical needs.

I am grateful for your service to the City of High Point. We must continue to seek and find additional methods, strategies, and practices that work for all. The Diversity and Inclusion Initiative must include Non-Negotiable Core Values designed and created in spite of these unprecedented times and conditions our world faces. Creative funding, working with increased diligence, and deliberate speed will make this a doable project.

Let us survive, strive, and thrive with all efforts to

EMBRACE DIVERSITY AND SUPPORT INCLUSION!

16

Lisa Vierling

From: James Adams <j52jsa816@gmail.com>
Sent: Friday, May 29, 2020 5:54 PM
To: Public Comment
Subject: Diversity and Inclusion in High Point

529 city council

16.

16. James Adams

5/29/20

To the High Point City Council

Diversity and Inclusion

Good afternoon,

I hope this reaches you and yours well. We have for so long been out of the loop in so many areas of commerce, employment, pay, information and so much more. For this administration to have the desire speak to Diversity and Inclusion, shows there's hope. The concerns that we all are aware of, time will not allow us to properly present. It is my wish that this Council commit time and money to address what's needed. Yes it will be hard with the fiscal constraints we are i for, but we must push through it. If we come out of this pandemic event the same way we went in relative to Diversity and Inclusion our City will continue to suffer. And that will be a cost that we can not bear.

James Adams
247 N. Northpoint Ave.
High Point NC 27262

Lisa Vierling

From: Lebeau, Jennifer <Jennifer.Lebeau@unchealth.unc.edu>
Sent: Friday, May 29, 2020 8:56 AM
To: Public Comment
Subject: Comment for City Council Meeting

City Council,

I encourage you to support the Diversity and Inclusion Initiative. It is imperative in order to move our city forward in the right direction.

Regards,

Jennifer LeBeau | Physician Recruiter
UNC Health Care
Office/Cell (336) 259-6501
Jennifer.Lebeau@unchealth.unc.edu

----- Confidentiality Notice -----
The information contained in (or attached to) this electronic message may be legally privileged and/or confidential information. If you have received this communication in error, please notify the sender immediately and delete the message.

HIGH POINT CITY COUNCIL
REGULAR MEETING
(Virtual Meeting)
May 18, 2020- 5:30 P.M.
3RD FLOOR LOBBY CONFERENCE ROOM #302

MINUTES

In order to maintain the health, safety, and well-being of our residents, staff, and the City Council, this meeting was conducted electronically. As part of the city of High Point's COVID-19 Mitigation efforts, in-person attendance will not be allowed at this meeting. Instead, the meeting was live-streamed and a link was provided to the public to listen to the meeting as it was being live-streamed. www.HighPointNC.gov/VirtualPublicMeeting

ROLL CALL, PLEDGE OF ALLEGIANCE, AND MOMENT OF SILENCE

Mayor Wagner called the meeting to order at 5:31 p.m. Following a roll call vote by Mayor Wagner, the attendance and participation of the following people was duly noted.

Physically Present (5):

Mayor Jay Wagner, Council Member Tyrone Johnson (At Large), Council Member Cyril Jefferson (Ward 1), Council Member Wesley Hudson (Ward 4), and Council Member Michael Holmes (Ward 6)

Participating Remotely (4):

Mayor Pro Tem Chris Williams (Ward 2), Council Member Britt Moore (At Large), Council Member Monica Peters (Ward 3), and Council Member Victor Jones (Ward 5)

A Moment of Silence was followed by the Pledge of Allegiance.

FINANCE COMMITTEE - *Council Member Moore, Chair*
Finance Committee Members: Moore, Holmes, Jones, and Peters

CONSENT AGENDA ITEMS

Finance Committee Chairman Council Member Moore reported that the Finance Committee did meet as scheduled on Thursday, May 14, 2020 and placed all of the following Finance-related matters on the May 4, 2020 High Point City Council Finance Committee Consent Agenda with a favorable recommendation.

DRAFT

Council Member Moore then made a motion, seconded by Council Member Holmes, to approve the finance-related items on the Consent Agenda. Following a roll call vote by the Mayor, the motion carried by a unanimous 9-0 vote as follows:

Note: Although one motion was made to approve/adopt these matters under the Finance Committee Consent Agenda, action on all of these matters will be reflected throughout the Consent Agenda portion of these minutes as being made and seconded by the same persons.

2020-155 **Ordinance- NCMPA1 - Waiver Agreement - Project and Supplemental Power Sales Agreement 2020**

City Council is requested by NCMPA1 to approve a request to send the monthly wholesale power bill electronically through email. To do this NCMPA1 is requesting a Waiver Agreement from each Participant that waives the US mail requirement outlined in the Project and Supplemental Power Sales Agreements. This item was discussed at the NCMPA1 Rate Committee meeting on March 19 and the NCMPA1 Board of Commissioners meeting on April 21. The ElectriCities Board of Directors approved at its meeting on April 24, authorization of such Waiver Agreement in the attached resolution BDR-6-20.
NCMPA1 is requesting High Point City Council to approve the following:

1. Waiver Agreement NCMPA1 Project and Supplemental Power Sales Agreement 2020
2. Ordinance Approving Waiver Agreement NCMPA1 PSPS Agreements 2020

The following actions were taken:

1. ADOPTED AN ORDINANCE OF THE CITY COUNCIL OF THE CITY OF HIGH POINT DETERMINING THAT IT IS IN THE BEST INTEREST OF THE CITY OF HIGH POINT TO APPROVE A WAIVER AGREEMENT WITH NORTH CAROLINA MUNICIPAL POWER AGENCY NUMBER 1 (NCMPA1) AND AUTHORIZING THE EXECUTION AND DELIVERY OF THE WAIVER AGREEMENT, and

2. APPROVED THE WAIVER AGREEMENT THAT WAIVES THE US MAIL REQUIREMENT OUTLINED IN THE PROJECT AND SUPPLEMENTAL POWER SALES AGREEMENTS, and

A motion was made by Council Member Moore, seconded by Council Member Holmes, that this matter be adopted. The motion carried by the following unanimous 9-0 vote:

Aye (9): Mayor Wagner, Mayor Pro Tem Williams, Council Member Johnson, Council Member Moore, Council Member Jefferson, Council Member Peters, Council Member Hudson, Council Member Jones, and Council Member Holmes

Ordinance No. 7608/20-24
Ordinance Book, Volume XXI, Page 24

DRAFT

2020-156 **Tax Collection Orders- Forsyth County Tax Administration- for Collection of Fiscal Year 2020 Taxes and Collection of 2019 and Prior Years' Taxes**

City Council is requested to approve the Tax Collection Orders as requested by the Forsyth County Tax Administration for collection of Fiscal Year 2020 Taxes and collection of 2019 and prior years' taxes by the Forsyth County Tax Administration office for areas of High Point located in Forsyth County, and to authorize the appropriate City Official to execute the Tax Collection Orders.

Approved the Tax Collection Orders as requested by the Forsyth County Tax Administration for collection of Fiscal Year 2020 Taxes and collection of 2019 and prior years' taxes by the Forsyth County Tax Administration office for areas of High Point located in Forsyth County, and authorized the appropriate city official to execute the Tax Collection Orders.

A motion was made by Council Member Moore, seconded by Council Member Holmes, that this matter be approved. The motion carried by the following unanimous 9-0 vote:

Aye (9): Mayor Wagner, Mayor Pro Tem Williams, Council Member Johnson, Council Member Moore, Council Member Jefferson, Council Member Peters, Council Member Hudson, Council Member Jones, and Council Member Holmes

2020-157 **Contract - Aviat Networks, Inc. - Radio Microwave System**

City Council is requested to award a contract to Aviat Networks, Inc. in the amount of $230,576.00 for an 800 MhZ radio system to replace the existing system.

Approved award of a contract to Aviat Networks, Inc. in the amount of $230,576.00 for an 800 MhZ radio system to replace the existing system.

A motion was made by Council Member Moore, seconded by Council Member Holmes, that this contract be approved. The motion carried by the following unanimous 9-0 vote:

Aye (9): Mayor Wagner, Mayor Pro Tem Williams, Council Member Johnson, Council Member Moore, Council Member Jefferson, Council Member Peters, Council Member Hudson, Council Member Jones, and Council Member Holmes

2020-158 **Construction Contract - Sharpe Brothers, Inc. - Cedrow Subdivision**

City Council is requested to award a contract to Sharpe Brothers, Inc. in the amount of $541,718.04 to construct a subdivision consisting of nineteen (19) building lots and all the infrastructure to support these houses including water, sanitary sewer, storm drain, asphalt, bio retention cell, curb and gutter.

Approved award of a contract to Sharpe Brothers, Inc. in the amount of $541,718.04 to construct a subdivision consisting of nineteen (19) building lots and all the infrastructure to support these houses including water, sanitary sewer, storm drain, asphalt, bio retention cell, curb and gutter.

A motion was made by Council Member Moore, seconded by Council Member Holmes, that this contract be approved. The motion carried by the following unanimous 9-0 vote:

Aye (9): Mayor Wagner, Mayor Pro Tem Williams, Council Member Johnson, Council Member Moore, Council Member Jefferson, Council Member Peters, Council Member Hudson, Council Member Jones, and Council Member Holmes

2020-159 **Sole Source Contract - Penn Valley Pump Co., Inc. - Double Disc Pumps - Eastside Wastewater Treatment Plant**

City Council is requested to approve a Sole Source Contract with Penn Valley Pump Co., Inc. in the amount of $64,283.00 for the purchase of two (2) 6" Model 6DDSX107CNU-MK1 PVP Double Disc Pumps for the Eastside Wastewater Treatment Plant (WWTP).

Approved a sole source contract with Penn Valley Pump Co., Inc. in the amount of $64,283.00 for the purchase of two (2) 6" Model 6DDSX107CNU-MK1 PVP double disc pumps for the Eastside Wastewater Treatment Plant (WWTP).

A motion was made by Council Member Moore, seconded by Council Member Holmes, that this sole source contract be approved. The motion carried by the following unanimous 9-0 vote:

Aye (9): Mayor Wagner, Mayor Pro Tem Williams, Council Member Johnson, Council Member Moore, Council Member Jefferson, Council Member Peters, Council Member Hudson, Council Member Jones, and Council Member Holmes

2020-160 **Sole Source Contract - Pete Duty & Associates - Ward Water Treatment Plant (WWTP) - Flash Mix Pump**

City Council is requested to approve a Sole Source Contract with Pete Duty & Associates in the amount of $44,396.00 to purchase of a Sulzer/ABS Model XFP 400M-CH2 replacement flash mix pump at the Ward Water Treatment Plant (WTP).

Approved a sole source contract with Pete Duty & Associates in the amount of $44,396.00 to purchase a Sulzer/ABS Model XFP 400M-CH2 replacement flash mix pump at the Ward Treatment Plant (WTP).

A motion was made by Council Member Moore, seconded by Council Member Holmes, that this sole source contract be approved. The motion carried by the following unanimous 9-0 vote:

Aye (9): Mayor Wagner, Mayor Pro Tem Williams, Council Member Johnson, Council Member Moore, Council Member Jefferson, Council Member Peters, Council Member Hudson, Council Member Jones, and Council Member Holmes

2020-161 **Contract - Construction Manager at Risk (CMAR) Professional Services Garney Companies, Inc. DBA Garney Construction - Catalyst Project - Virginia Place - Change Order #6**

City Council is requested to approve Change Order No. six (6) in the amount of $498,190.56 for the replacement of water and sewer utility lines within Virginia Place and additional work and delays that were part of the Appling Way and W. English Road projects.

Approved Change Order No. 6 to the CMAR Professional Services Garney Companies, Inc. CBA Garney Construction contract in the amount of $498,190.56 for the replacement of water and sewer utility lines within Virginia Place and additional work and delays that were part of the Appling Way and W. English Road projects.

A motion was made by Council Member Moore, seconded by Council Member Holmes, that this contract be approved. The motion carried by the following unanimous 9-0 vote:

Aye (9): Mayor Wagner, Mayor Pro Tem Williams, Council Member Johnson, Council Member Moore, Council Member Jefferson, Council Member Peters, Council Member Hudson, Council Member Jones, and Council Member Holmes

2020-162 **Ordinance - Revised City of High Point Sewer Use Ordinance**

City Council is requested to adopt a revised ordinance to update the City of High Point Sewer Use Ordinance to meet federal and state permitting requirements.

Adopted the revised Sewer Use Ordinance to meet federal and state permitting requirements.

A motion was made by Council Member Moore, seconded by Council Member Holmes, that this ordinance be adopted. The motion carried by the following unanimous 9-0 vote:

Aye (9): Mayor Wagner, Mayor Pro Tem Williams, Council Member Johnson, Council Member Moore, Council Member Jefferson, Council Member Peters, Council Member Hudson, Council Member Jones, and Council Member Holmes

Ordinance No. 2020-162
Ordinance Book, Volume XXI, Page 25

2020-163 **Contract - Crowder - Change Order No. 2 - Riverdale Pump Station Phase 1 Repairs**

City Council is requested to approve Change Order No. 2 for Crowder Construction Company in the amount of $1,501,116.00 for additional construction materials and work outside of the scope of the original contract for the Riverdale Pump Station Phase 1 repairs.

Approved Change Order No. 2 to the Crowder Construction Company contract in the amount of $1,501,116.00 for additional construction materials and work outside of the scope of the original contract for the Riverdale Pump Station Phase I repairs.

A motion was made by Council Member Moore, seconded by Council Member Holmes, that Change Order No. 2 to the Crowder Construction Company contract be approved. The motion carried by the following unanimous 9-0 vote:

Aye (9): Mayor Wagner, Mayor Pro Tem Williams, Council Member Johnson, Council Member Moore, Council Member Jefferson, Council Member Peters, Council Member Hudson, Council Member Jones, and Council Member Holmes

DRAFT

2020-164 **Contract - Amendment No. 2 - Hazen & Sawyer - Riverdale Pump Station**

City Council is requested to approve Amendment No. 2 to the Hazen and Sawyer contract in the amount of $506,727.00 for providing additional engineering services related to the Riverdale pump station expansion project.

Approved Amendment No. 2 to the Hazen & Sawyer contract in the amount of $506,727.00 for providing additional engineering services related to the Riverdale Pump Station expansion project.

A motion was made by Council Member Moore, seconded by Council Member Holmes, that Amendment No. 2 to the Hazen & Sawyer for the Riverdale Pump Station expansion project be approved. The motion carried by the following unanimous 9-0 vote:

Aye (9): Mayor Wagner, Mayor Pro Tem Williams, Council Member Johnson, Council Member Moore, Council Member Jefferson, Council Member Peters, Council Member Hudson, Council Member Jones, and Council Member Holmes

2020-165 **Contract - Amendment No. 2 - Hazen & Sawyer - Appling Way - Catalyst Project**

City Council is requested to approve Amendment No. 2 to the Hazen and Sawyer contract in the amount $157,600.00 for providing additional support and consultant coordination for the construction of Appling Way adjacent to the Catalyst project.

Approved Amendment No. 2 to the Hazen & Sawyer contract in the amount of $157,600.00 for providing additional support and consultant coordination for the construction of Appling Way adjacent to the Catalyst Project.

A motion was made by Council Member Moore, seconded by Council Member Holmes, that Amendment No. 2 to the Hazen & Sawyer contract for Appling Way be approved. The motion carried by the following unanimous 9-0 vote:

Aye (9): Mayor Wagner, Mayor Pro Tem Williams, Council Member Johnson, Council Member Moore, Council Member Jefferson, Council Member Peters, Council Member Hudson, Council Member Jones, and Council Member Holmes

REGULAR AGENDA ITEMS

GENERAL BUSINESS AGENDA

2020-170 **Labonte Charity Ride**

Council Member Monica Peters is requesting the City Council reconsider adding the Labonte Charity Ride event to the list of city-sponsored events.

_____Transcript of Discussion_____

Council Member Peters: **Mayor Wagner, I would like to make a motion to suspend the rules to add this matter to the agenda.**

Councilman Holmes: Second.

[Motion to suspend the rules to add matter to agenda passed unanimously 9-0 vote]

Mayor Wagner: Okay, I will turn the floor over floor over to Councilwoman Peters for discussion of the matter.

Council Member Peters: **I would just like to add the Labonte Charity Ride to the list of city-sponsored events.** The date is September 12th. The Finance Committee was able to have a wonderful presentation by Kristen Labonte. I would like to add it as a city-sponsored event.

Mayor Wagner: Is that a motion?

Council Member Peters: Yes, that's a motion.

Mayor Wagner: There's a motion to add that event to the list of the city's sponsored events. Is there a second.

Council Member Holmes: Second.

Mayor Wagner: It was seconded by Councilman Holmes. Is there any discussion.

Council Member Moore: I'd like to add that we, as a group, as we go forward, relook at the specific writing on our policy guidelines as to where they actually fit between Finance and the P & L. So, that can be clear as it can be going forward. I think there's been a little confusion going back and forth and it would be nice to eliminate that going forward.

Council Member Jones: Also, is Eric Olmedo around?

Assistant City Manager Eric Olmedo: Yes sir.

Council Member Jones: Did you ever figure out what a round figure is, not an exact number, but our hard cost to actually provide in-kind services?

Assistant City Manager Eric Olmedo: The round figure is about $4,200. So, the original estimate that was placed before Prosperity & Livability was $7,348, but when you take the, I guess, the amortized cost of the equipment, that's about $398. That gets us to about $4,196.

Council Member Jones: I just wanted to make sure that it's clear that anyone that's tuned in and listening to us is we're not agreeing to spend $7,000, we're just not charging that. Our actual cost is a fraction of what they would have paid.

Council Member Hudson: I'll take exception to that because we do have to pay all the people that put the cones up. All the police, we pay. They're not working free. The city does pay their salaries while they're doing that work. Anybody that puts cones up from Parks & Rec, we're paying them to do that.

Council Member Jones: I agree with that, Wesley, 100%. That's why I wanted the actual hard cost. We're paying $4,000, we're not paying the $7,000, we're just paying the $4,000 in-kind to sponsor an event for charity.

Council Member Peters: Well, actually it's not even paying $4,100. I'm sure Eric can get us the exact number we would actually be paying for employees. But, anyway, I think it's a wonderful event for our city. I think what they bring here is amazing. We've got a Hall-of-Famer NASCAR racer who is wanting to give back to the community. They are their own non-profit that does not raise money for their own foundation. They have given $50,000 to local charities. So, I am proud and honored to be in support of this event.

Mayor Wagner: Okay, is there anyone else who would like to discuss the motion?

Council Member Hudson: I would. This did go through the P & L Committee. It was discussed extensively with the P & L Committee and the P & L Committee unanimously decided to not sponsor this event and to put the Unity Festival in its place. Part of the discussion was we never actually sponsored the fund-raising bike ride, we sponsored the Cycling Classic and the purpose of the Cycling Classic was to bring people downtown to spend money and that's part of the purpose for the exemptions for the in-kind.

Council Member Holmes: Part of the reason that I think we agreed to remove that is that we were under the impression that it wasn't going to happen.

Council Member Hudson: It wasn't because it was the Cycling Classic. This Charity Ride has never….they've actually never applied to the city for a sponsorship.

Council Member Peters: Their application was just amended in February. The information that we were given was incorrect.

Mayor Wagner: Okay, I'm going to recognize Councilman Hudson. And then if others want to speak, speak up and I'll recognize you. We'll try to keep this organized as possible. So, the chair recognizes Councilman Hudson.

Council Member Hudson: Yes, the event was the Cycling Classic and the Cycling Classic was what was sponsored. They've never applied to the city to sponsor the Charity Ride. They applied to have the Charity Ride, but they've never applied for the city to sponsor the Charity Ride. The Charity Ride would go through the Finance Committee by definition since they are a non-profit, they would go through the Finance Committee. If they want to go through P & L, the purpose of P & L exemption is because it brings people downtown because it has economic impact and because it is something that all citizens can participate in. That's by definition what we do with the exemptions. If we want to consider it for next year, no problem considering it, but they haven't applied yet. They've taken the old event and they've added an event onto the old event and now they're not doing the old event anymore. They're still doing the add-on event under the auspice of the old event. So, they're not doing the Cycling Classic which is what we sponsored. Now, they're doing a Charity Ride. They've just never applied for sponsorship. So, it's not that we're denying anything.

Council Member Peters: Mayor Wagner?

Mayor Wagner: Yes. You're recognized to speak.

Council Member Peters: I wasn't sure exactly where the confusion was, but it is an event for everyone in the community. It is a free community event with free food, free face painting, free jump houses. The only people that have to register, and that was…..the number of registered bikers for 2019 was 400. But that was just the registered bikers, that didn't include all those

entire families that came out and enjoyed the children's activities and enjoyed all the other activities that they provided free.

Mayor Wagner: Is there anyone else who would like to be heard on the motion?

Mayor Pro Tem Williams: I have a couple of questions.

I've been told a few times that, excuse me because I'm just asking questions here. I've been told a couple of times that they take their donations and give to local charities. Has that been the situation every year with them?

Mayor Wagner: Yes, I do know that.

Mayor Pro Tem Williams: Okay. And that is not disputed, right?

Mayor Wagner: Not to my knowledge.

Mayor Pro Tem Williams: Okay. The other question I have, and I know I'm kind of jumping out of the box on this one, but I want to know when we cancelled the Uncle Sam event, can they tell us the savings cost from that event. And, if we were to do this, because I figured if they do give to local charities which there are a lot of them that will definitely need assistance in the coming year, can we offset the cost of this event if we're looking at about $50,000 for local charities, which will be a big help. Can that offset what this potential in-kind service would be?

Mayor Wagner: I'll ask Mr. Olmedo for his opinion on that.

Assistant City Manager Eric Olmedo: Well, I don't have an opinion, but the insight that I have that we gathered from the list that we developed for the P & L Committee, the Uncle Sam Jam….and we only had police cost for the Uncle Sam Jam and it was about $9,700. I know there's a number of costs that go on Parks & Rec, but they didn't itemize that. My guess is it would be well above that $9,700.

Mayor Wagner: Was everybody able to hear his response? His response was the cost just in police alone is about $9,700, but it does not include the Parks & Rec portion, so it could be a fair amount higher than the $9,700. So, it would more than cover the cost of adding this cycling event.

Council Member Peters: Great.

Mayor Wagner: Is there anyone else?

Council Member Moore: Mayor Wagner?

Mayor Wagner: Yes, Councilman Moore.

Council Member Moore: Just a couple of points, back to my original point, I would urge all of us to, once we pass this budget, cycle to relook at these two. I think Councilman Hudson, who is chair of P & L, certainly has valid points, but I think there needs to be clarity on exactly the in-kind services versus what we try to do on the outside agency side and I would encourage us in this year, and I know last year, the Charity Ride donated quite a bit to local charities. But, they do pick the charities and I'd like to at least be able to think as a group of city leaders and staff we

at least give them some recommendations of things that could help as well. And, per their consideration, as they make their decisions.

Mayor Wagner: Okay, I think that's something you can work on as committed chairs and have your committees work on it and bring something back to the full Council. So, I would just suggest that you get with Councilman Hudson and the two of you figure it out. And the Deputy City Manager, Randy McCaslin, has nodded that's something they are working on.

Is there anyone else that would like to speak on the motion? Ms. Peters, I heard your voice. Do you want to speak again?

Councilwoman Peters: No, I just wanted to make sure that my motion was still on the table.

Mayor Wagner: It is. Okay, last chance for anyone who wants to speak before I call the vote roll.

Okay, Madam Clerk, are you ready.

City Clerk Lisa Vierling: Yes.

Mayor Wagner: Okay. The motion is to add the Labonte cycling event to our list of city-sponsored events for the coming year.

Councilman Holmes, how do you vote?

Councilman Holmes: Aye.

Mayor Wagner: Councilman Johnson?

Councilman Johnson: Aye.

Mayor Wagner: Councilwoman Peters?

Council Member Peters: Aye.

Mayor Wagner: Councilman Moore?

Councilman Moore: Aye.

Mayor Wagner: Mayor Pro Tem Williams?

Mayor Pro Tem Williams: Aye.

Mayor Wagner: Councilman Hudson?

Councilman Hudson: No.

Mayor Wagner: Councilman Jones?

Councilman Jones: Aye.

Mayor Wagner: Councilman Jefferson?

Councilman Jefferson: Aye.

Mayor Wagner: And the Mayor votes Aye. So, the motion is agreed to by a vote of 8-1.

[end of transcript]

A motion was made by Council Member Peters, seconded by Council Member Holmes, to approve the addition of the Labonte Charity Ride to the list of city-sponsored events. The motion carried by the following 8-1 vote:

Aye (8): Mayor Wagner, Mayor Pro Tem Williams, Council Member Johnson, Council Member Moore, Council Member Jefferson, Council Member Peters, Council Member Jones, and Council Member Holmes

Nay (1): Council Member Hudson

2020-154 **Reappointment- Citizens Advisory Council**

Mayor Pro Tem Williams is recommending the reappointment of Orel Henry to the Citizens Advisory Council. Reappointment to be effective immediately and will expire on 5/31/2022. Approved the reappointment of Orel Henry to the Citizens Advisory Council to be effective immediately and will expire on 5/31/2022.

A motion was made by Mayor Pro Tem Williams, seconded by Council Member Jefferson, that this reappointment be approved. Following a roll call vote by the Mayor, the motion carried by the following unanimous 9-0 vote:

Aye (9): Mayor Wagner, Mayor Pro Tem Williams, Council Member Johnson, Council Member Moore, Council Member Jefferson, Council Member Peters, Council Member Hudson, Council Member Jones, and Council Member Holmes

2020-166 **Minutes To Be Approved**

Finance Committee Meeting Minutes; April 30th @ 4:00 p.m.
High Point City Council Regular Meeting Minutes; May 4th @ 5:30 p.m.

A motion was made by Council Member Jones, seconded by Council Member Moore, to approve the above-referenced minutes as submitted. Following a roll call vote by the Mayor, the motion carried by the following unanimous 9-0 vote:

Aye (9): Mayor Wagner, Mayor Pro Tem Williams, Council Member Johnson, Council Member Moore, Council Member Jefferson, Council Member Peters, Council Member Hudson, Council Member Jones, and Council Member Holmes

DRAFT

Passing of Former City Clerk, Patricia Paris Simmons

At the conclusion of the meeting, Mayor Wagner announced the passing of former City Clerk, Patricia Paris Simmons and offered condolences to the family during this time of bereavement. Ms. Simmons retired from the City of High Point in 2001 after 27 years of service and served 24 years as City Clerk.

National Public Services Week

In recognition of National Public Services Week, Councilman Jefferson expressed appreciation to the many employees for the day-to-day work they do.

2020-169 **Closed Session- Personnel**

Council is requested to go into Closed Session pursuant to N.C. General Statute 143-318.11(a)(6) for a personnel matter.

At 5:26 p.m., a motion was made by Council Member Jefferson, seconded by Council Member Johnson, to go into Closed Session pursuant to N.C. General Statute 143-318.11(a)(6) for a personnel matter. The motion carried by the following unanimous 9-0 vote:

Aye (9): Mayor Wagner, Mayor Pro Tem Williams, Council Member Johnson, Council Member Moore, Council Member Jefferson, Council Member Peters, Council Member Hudson, Council Member Jones, and Council Member Holmes

Upon reconvening into Open Session at 8:11 p.m., Mayor Wagner announced there would be no action taken as a result of the Closed Session.

ADJOURNMENT

The meeting adjourned at 8:11 p.m. upon motion duly made by Council Member Jefferson and second by Council Member Jefferson.

Respectfully Submitted,

_____

Jay W. Wagner, Mayor

Attest:

_____

Lisa B. Vierling, City Clerk

DRAFT

Transcript of Public Comment
For Public Comment Period (at June 1, 2020 HPCC Meeting)
Dr. Joe Blosser
[2:47 in duration]

_____Transcript of Call_____

Dr. Joe Blosser: *"My name is Dr. Joe Blosser and I live at 1301 Georgetown Court in High Point. For nearly the last decade, I have been deeply involved in community development efforts throughout the City of High Point. In all the work I do, racial equity is always on the front of my mind because of the differences and the economic opportunities, health outcomes, and political power available to people of different races in our city. Those differences are stark. The City of High Point has trailed the racial equity efforts of our neighboring cities, and it has been to the economic detriment of our entire community. We know that thriving communities embrace the diversity of the residents and these communities pursue equity strategies like those laid out in the recent diversity initiatives statement by the city.*

It's not enough to say that we offer equal opportunity. We've done equal opportunity for decades, but, because taken as an aggregate, people of different races in our communities start from very different starting places. Equal opportunity is actually just a way to ensure people who identify as white are the ones most able to secure opportunities when they arise.

As a city, our economic development and our health outcomes will improve if we pursue equity strategies like investing in a chief equity officer, developing robust personnel policies that make our city more competitive, encouraging minority-owned business and insisting on real challenging racial equity training for all employees. For the last several years I have helped fund and create opportunities for residents in High Point to get racial equity training through the Racial Equity Institute and NCCJ. I think real diversity training helps everyone understand the long history of racism in our country and helps us see that we often participate in racist structures without intending to, without knowing that we're doing it, and actually with good intentions to not be racist. But the work of anti-racism requires reqular and on-going training that bit-by-bit helps us see how all of our actions and policies often perpetuate the very racism we say we want to eradicate.

It is my sincere hope that the good people on our Council will recognize that good intentions simply aren't enough to ensure real opportunity for all people in our city. While budgets will be tight during this Global Pandemic, there has never been a more

critical time to invest in the work of racial equity because this crisis is most adversely affecting people of color in our city. The small investment on behalf of the city will have huge economic, social, and health benefits that will help us truly become the diverse and vibrant city we are meant to be.

Thank you so much."

[transcript of voice mail received from Rev. Joe Blosser on Wednesday, May 27th @ 2:03 p.m.] [approximately 2.47 minutes in duration]

Lisa Vierling

From: BRADFORD LILLEY <blilleyfamily@aol.com>
Sent: Friday, May 29, 2020 8:01 AM
To: Public Comment
Subject: Diversity and Inclusion Initiative

Systemic racism is both a theoretical concept and a reality. As a theory, it is premised on the research-supported claim that the United States was founded as a racist society, that racism is thus embedded in all social institutions, structures, and social relations within our society. Rooted in a racist foundation, systemic racism today is composed of intersecting, overlapping, and codependent racist institutions, policies, practices, ideas, and behaviors that give an unjust amount of resources, rights, and power to white people while denying them to people of color.

Addressing Systemic Inequality: Displacement, Exclusion, and Segregation is not an easy fix. Yet we must sincerely begin to fix it.

It is not enough for our city to just say we are doing this or that. It's important that these efforts toward diversity and inclusion are not token efforts and that the police department along with the city is totally invested in bringing about a much needed change on all levels. That those Who want to keep the status quo, those who resist change must be removed as they are perpetrators of the problems.

Thank you for this opportunity to address this important issue.

Brad Lilley
Pastor, Shekinah Glory Church
1300 Furlough Ave
High Point