City of High Point

Municipal Office Building
211 South Hamilton Street
High Point, NC 27261

Meeting Agenda

Monday, December 15, 2014

5:30 PM

Council Chambers

City Council

William S. Bencini, Jr., Mayor
James C. Davis, Mayor Pro Tem
Latimer B. Alexander, IV, Cynthia Y. Davis,
Jason P. Ewing, Jeffrey J. Golden,
Alyce E. Hill, Jay W. Wagner
Christopher Williams

ROLL CALL, PRAYER, AND PLEDGE OF ALLEGIANCE

REGULAR AGENDA ITEMS

FINANCE COMMITTEE - Mayor Pro Tem Davis, Chair

140381 Contract Extension - Corrosion Inhibitor - Shannon Chemical Corporation
Council is requested to approve contract extension in the amount of $111,291.60 to Shannon Chemical Corporation for Corrosion Inhibitor for the Ward Water Treatment Plant.

140382 Contract - Digger Enterprises, Inc. - Fire Training Center Improvements
Council is requested to award contract awarding Bid No. 14 in the amount of $286,903.00 to Digger Enterprises, Inc. for Fire Training Center Site Improvements.

140383 Budget Ordinance Amendment - Fire Training Center Improvements
Council is requested to adopt an ordinance amending the 2014-2015 Budget Ordinance to appropriate funds in the amount of $74,025.00 for the Fire Training Center improvements.

140384 Contract - Bid No. 16 - Water & Sewer Maintenance
Council is requested to approve contract awarding Bid No. 16 to Breece Enterprises in the amount of $423,285.00 for existing Water and Sewer Maintenance Contract.

140385 Contract - General Water, Sewer & Stormwater Improvements
Council is requested to award contract for Bid No. 17 to Breece Enterprises in the amount of $2,076,817.50 for Water, Sewer and Stormwater Improvements on for the following replacement projects: Washington Street water and sewer, Sunset Drive sewer and storm, East Kearns Avenue water and Tate Street water.

140296 Contract - Washington Street Streetscape Project
Council is requested to award contract for Bid No. 7 to Atlantic Contracting in the amount of $438,327.50 for the Washington Street Improvements which include sidewalk removal and replacement, curb and gutter removal and replacement, pavement milling and resurfacing, add street trees with tree grates.

140297 Budget Ordinance Amendment - Washington Street Streetscape Project
Council is requested to adopt a budget ordinance amending the 2014-2015 Budget Ordinance to appropriate funds for the Washington Street Streetscape Project.

140386 Budget Ordinance Amendment - US Department of Justice Cold Case Grant
Council is requested to adopt an ordinance amending the 2014-2015 Budget Ordinance to appropriate funds in the amount of $87,284.00 for

the US Department of Justice Cold Case Grant.

140387 Lease Agreement - SECU for CashPoints ATM Machine
Council is requested to authorize the City Manager to execute a Lease Agreement with the State Employees Credit Union (SECU) allowing for the installation of a CashPoints ATM on City property in the Commerce Street parking lot.

140388 Donation of Property - 1018, 1022 & 1024 E. Green Drive
Council is requested to approve the donation of property located at 1018, 1022 & 1024 E. Green Drive and authorize the City Attorney's office to execute documents accepting these parcels.

140389 Receipt and Presentation of the FY 2013-2014 Audit Report
Council is requested to acknowledge receipt of the City of High Point Comprehensive Annual Financial Report for the FY ended June 30, 2014.

PLANNING & DEVELOPMENT COMMITTEE - Council Member Wagner, Chair

140390 Resolution of Intent - Street Abandonment Case 14-12
Approval of a Resolution of Intent that establishes a public hearing date of Tuesday, January 20, 2015 at 6:15 p.m. to consider a request by the Technical Review Committee to abandon an unimproved portion of the Leonard Avenue right-of-way, lying between Brentwood Street and New Street.

140391 Resolution of Intent - Street Abandonment Case 14-13
Approval of a Resolution of Intent that establishes a public hearing date of Tuesday, January 20, 2015 at 6:15 p.m. to abandon a partially improved alley lying along the west side of N. Centennial Street, between Sherwood Place and North Avenue. This alley runs in an east-west direction from N. Centennial Street to Denny Street.

140392 Resolution of Intent - Street Abandonment Case 14-14
Approval of a Resolution of Intent that establishes a public hearing date of Tuesday, January 20, 2015 at 6:15 p.m. to consider a request by the Technical Review Committee to abandon two unimproved right-of-ways lying north of Summit Road, between Deep River Road and Lindale Drive.

PUBLIC COMMENT PERIOD - 6:00 P.M.

PUBLIC HEARINGS - 6:15 P.M.

PLANNING & DEVELOPMENT COMMITTEE - Council Member Wagner, Chair

140393 City of High Point - Street Abandonment SA 14-08
A request by the Technical Review Committee to abandon 17 feet of

excess right-of-way lying along the north side of Cedrow Drive, between Runyon Drive and Twain Avenue.

140394 City of High Point - Street Abandonment SA 14-09
A request by the Technical Review Committee to abandon portions of three alleys lying south of Ferndale Boulevard, between N. Lindsay Street and Oakwood Street.

140395 City of High Point - Street Abandonment SA 14-10
A request by the Technical Review Committee to abandon the unimproved portion of the Dade Street right-of-way, lying to the east of the Westbury Way Subdivision, between Westbury Drive and Boyce Avenue.

BOARDS AND COMMISSIONS APPOINTMENTS

140396 Reappointment - Planning and Zoning Commission - Marie Stone
Consideration of the reappointment of Marie Stone to the Planning and Zoning Commission. Reappointment to be effective immediately and will expire July 1, 2017.

140397 Appointment - Planning and Zoning Commission - Tom Kirkman
Council Member Jeff Golden is requesting the appointment of Tom Kirkman to the Planning and Zoning Commission to replace Carson Lomax who has resigned. Appointment to be effective immediately and will expire July 1, 2015.

140398 Appointment - Planning and Zoning Commission - Ed Squires
Council Member Chris Williams is requesting the appointment of Ed Squires to the Planning and Zoning Commission to replace Cynthia Davis who resigned to serve on City Council. Appointment to be effective immediately and will expire July 1, 2015.

MISCELLANEOUS

APPROVAL OF THE MINUTES OF PREVIOUS MEETINGS

140399 Minutes to Be Approved
Regular Council Meeting: Monday, December 8th @ 5:30 p.m.
Installation/Organizational Meeting of 2014-2017 City Council: Monday, December 8th @ 6:00 p.m.

ADJOURNMENT

HIGH POINT CITY COUNCIL
ORGANIZATIONAL MEETING
December 8, 2014 – 6:00 P.M.
COUNCIL CHAMBERS – HIGH POINT MUNICIPAL BUILDING

MINUTES

ROLL CALL and INVOCATION

Upon call of the roll, the following Council Members were present. Rev. Frank Thomas, Pastor, Mt. Zion Baptist Church, offered the invocation.

Present: Mayor William S. Bencini, Jr., Mayor Pro Tem James C. Davis; and Council Members Cynthia Y. Davis (At-Large), Latimer Alexander (At-Large); Jeffrey Golden (Ward 1), Christopher Williams (Ward 2); Alyce Hill (Ward 3); Jay Wagner (Ward 4); and Jason Ewing (Ward 6)

ADMINISTRATION OF OATHS OF OFFICE

The Oaths of Office were administered as follows:

The *Honorable Judge Jan H. Samet* administered Oaths of Office to:

- Mayor William Snow Bencini, Jr. (Mayor) (wife and daughter stood with him)
- Council Member James C. Davis (Ward 5) (wife stood with him)
- Council Member Cynthia Y. Davis (At Large) (husband stood with her)
- Council Member Jason Patrick Ewing (Ward 6) (wife, son and daughter stood with him)

The *Honorable Judge John O. Craig, III* administered Oaths of Office to:

- Council Member Christopher Williams (Ward 2) (wife stood with him)
- Council Member Alyce Hill (Ward 3) (son stood with her)
- Council Member Jay W. Wagner (daughter and son stood with him)

The *Honorable Judge H. Thomas Jarrell, Jr*. administered Oaths of Office to:

- Council Member Latimer Alexander (At Large) (Capt. Steve Myers and Patrol Officer Brian Myers stood with him)
- Council Member Jeff Golden (Ward 1) (wife and daughter stood with him)

Once the Oaths of Office were administered, the 2014-2017 Council took their seat on the dais.

[applause]

Special Acknowledgements and Recognitions

At this time, the incoming Council Members were given an opportunity to share their comments and recognize special guests in the audience.

***Mayor Bencini**: The organizational meeting of the incoming Council will now come to order.*

The first I'd like to do is to recognize some former High Point City Council Members that are in the audience tonight. I know that Mary Jarrell is here, not only was Mary a member of the City Council she was also a State Legislator. We also have with us tonight Lisa Stahlmann. I served with Lisa Stahlmann several years ago as well as David Wall. David Wall is with us tonight. Former Mayor Arnold Koonce was the Mayor when I first came to City Council in 1999, he's with us here tonight. And I believe Mary Lou Blakeney is still here too. I served with Mary--thank you Mary—on Council a few years ago. And we also have with us tonight Chairman of the Guilford County Commissioners Hank Henning. If we would, please give all these folks a big hand.[applause]

I was warned by Ken Smith, I saw him in the crowd a few minutes ago, to not speak too long and I'm going to make it short. I would like to first recognize a few folks in the crowd. You saw my wife Cathy and daughter Sarah. Without my family, this never would have been possible. My wife Cathy serves as my constant guide, best critic and is always with me in this journey, thank you Cathy.

I also have special family members here tonight. We have Cathy's mother and father who came to High Point in April of this year. We are so blessed to have them here close to us, Jo Corcoran and Blanca Corcoran.

Two very special guests that are here tonight with me, I've been doing this now since 1999 and I could not have done it at all without the patience, the understanding and the generosity of my two business partners, Shane Hoffman and Steve Hoffman. Guys, I've told you before, I'll tell you again, thank you so much for this opportunity.

I want to thank the 1400 plus employees with the City of High Point for bringing the City services to this City on a daily basis and all the staff that supports our employees. I want to thank the members of this incoming Council. Even at this stage I'm convinced, not just at the commitment of these members, but I'm equally convinced of your understanding that the success of the individual members on this Council will be measured almost entirely by our ability to work together. This is a great group of dedicated people who want to make a positive difference for our City. I am confident that we will do so. Thanks so much to everyone. Thank you.

***Council Member Williams**: Yes, I'd like thank everyone for coming out and showing your support here. I'd like to recognize my wife, of course, because she is like my biggest cheerleader, my champion, the best, I guess the best Campaign Manager in the City of High Point, according to the numbers. I'd like to thank…. I have a lot of family here that kind of stepped out, all my children and some of my grandkids were here. Believe it or not, I have grandkids. And my brothers and some sisters-in-law, so I had plenty of support from my families. There's too many of them to name, but you know who you are. I just want you to know I love you and I'm grateful for the opportunity. I couldn't do what I'm doing now without you.*

I'd like to thank, of course, my constituents and all supporters who came through. And just like I had the best Campaign Manager in the City of High Point I had some of the best volunteers in the City of High Point. They really did everything properly and no matter what came against them they were there for us. So I'm grateful for that.

And I'd like to thank my God most of all for this opportunity to serve. I look forward to working with this Council. I may be the new kid on the block, but just the same, everyone has welcomed me so far and I'm very grateful for it. Thank you all.

***Council Member Alexander**: I would like to recognize my wife Robin Alexander and my sister-in-law Renee Tevepaugh. These two fantastic women I work with every day and we share a home over on Sweetbriar Road and I make a promise and a pledge to you that I will break, but I will try and keep, that whatever happens at this dais and whatever happens in government in the day I'll try and tone it down by the time I get home. And the next day I promise I've forgotten it altogether.*

I also would like to thank again Captain Steve Meyers and Patrolman Brian Meyers. Brian is like a son to me. He was best friend of my son Latimer and when my son Latimer wasn't at our house he was the Meyers' home and when Brian wasn't at their house he was at our house. So he's truly a son and a brother with his father and I respect both of those men because we style our hair exactly the same.

I look forward to serving with this Council and look forward to working together with each one of you and I respect each of you and everything that you have done to get to this point. Thank you.

***Council Member Golden**: First things first, I want to thank everybody that has supported me over the last couple of years and continue to support me and allow me to do this once again. I want to give thanks especially to my wife who always supports me. Sometimes the things I do keep me away from the house a little more than I like to be, but I chose this charge and I accepted this charge and we both understand that.*

I'd like to recognize my children who are in the house today, my son and my daughter. My mother-in-law is here. She's always been an inspiration to me. She keeps me encouraged when a lot of people wouldn't. My brothers are not here today, work calls. But I want to thank my brothers because my brothers were my campaign team. I was able to get work out of them every single day at no charge. So that's fiscal responsibility for you right there.

But again, I just thank everybody who has supported me and I pray you guys continue to support me and keep me encouraged and I'll try to do the best job I can for you guys. Thank you.

***Council Member Wagner**: First, I want to thank my family. Quite a few of them are here, My mother, Patsy, and my sister, Adrienne ,and my wife, Leigh. My son, John, and daughter, Sarah. They are really the ones that endure the brunt of my service. They are the ones who listen to me when they don't want to hear me talk. They are the ones who pick me up when I'm feeling down and they're the ones who celebrate with me when good things happen. The celebrations are fun, but the rest of it is not very easy, so I want to thank them for all that they do.*

And also to all of my friends out there as well who really do the same thing. There are so many of you who have supported me through this at times when I'm frustrated and at times when I'm happy and I want to thank all of you for doing that.

I want to thank those who have put their trust in me for giving me another term to try to make positive change for our City. I'm looking forward to the next three years and I'm hopeful that great things are

going to happen. Again, I just want to thank everyone that's out there and everyone who believes in me and I hope that I can live up to that.

***Council Member Hill**: I'd like to start by thanking my family. With me today I have my son, Alex. My mom and stepfather, Betty and Rich Haggerty, and my brother, Chris. And with me in spirit are my husband, Eric, and son, Andrew, who are at a very, very important middle school basketball game.*

I also see faces of a lot of other friends and supporters out there. Some of whom are still here, some of whom had to slip out. But the support's been overwhelming and I genuinely appreciate it and am grateful for the opportunity to serve and look forward to working with all of you on Council and staff and our new Manager as well. Thank you.

***Council Member Ewing**: Thank you. I want to thank my wife for the patience that she's had for the last two years and knowing now that this is going to be three years. As many have said, our families bear the good times and the bad times and I'm very thankful for her. Especially having two younger children at home and taking time to be involved throughout the different city activities and trying to keep my ear to everything that is going on throughout High Point. That certainly puts a heavy burden on her so I'm very appreciative of her support of my service and of course the support of everyone in High Point. Thank you.*

***Council Member J. Davis**: Thank you Mr. Mayor. I want to take an opportunity first of all to thank the outgoing members of Council. If it wasn't for Becky and Judy and Britt and Foster's guidance this last two years I don't know how as a new Council Member how we'd have made it through. So I just want to say thank you, first of all, to those people. It means a lot. There are some true mentors in that group and they know who they are.*

It's also been my privilege and honor to serve as a member of City Council representing Ward 5. And I appreciate the opportunity to serve the next three years as a member of City Council for Ward 5.

It's also been my honor and privilege to serve as your Mayor for 89 days. I did the math. I appreciate the confidence and support of the Council who appointed me as Mayor. From staff, I couldn't have done it without staff, the citizens and our management team.

I'm truly humbled by the 51 voters who wrote my name in as Mayor. That was the greatest compliment you could give me and I really appreciate that.

I owe a great big debt of gratitude to my family, my wife. This is a difficult job. You've allowed me to fulfill my dreams and I appreciate you. Thank you.

***Council Member C. Davis**: Thank you Mayor. I'd like to thank first and foremost God for directing my footsteps because I never dreamed I'd be sitting on a dais in local government at any given point in my life's journey. I've been in High Point nearly 19, pushing 20 years, and I've been serving for 18 and that's what has gotten me to where I am now. And I'd like to thank my husband who went out and put my signs in behind guard rails, on curbs and places that you could all see my face. I'm asking to be your voice, so now I get that opportunity and I hope that I serve you well.*

Know this, that any decision that I make, any vote that I cast, it's going to impact me and my household the same as it does yours. And for me, I take that very seriously. So I will be reading, I will be researching, and I will be prayerfully seeking the answers that I feel I need to make on your behalf. So for me this is a very serious position and I want to thank everyone that voted for me, everyone that held a sign, every one that passed out literature.

And I know that there will be times that you don't agree with the decisions that I may make, but I want to thank you in advance for understanding that we're not always going to agree. But I promise that I'll give you the very best that I have to offer this community in service.

I'd like to thank the outgoing Council Members that had enough confidence in me to put me on the Planning and Zoning Commission. First it was Mike Pugh and then it was Foster Douglas because they saw someone who was willing to serve with all that I had. And that's the promise and commitment that I give you. Thank you very much for this confidence and thank you very much for your support.

REGULAR AGENDA ITEMS

140374 **Election of Mayor Pro Tem**

Consideration of the election of Mayor Pro Tem. Term to be effective immediately and will expire on year from the date of election.

Mayor Bencini opened the floor for nominations.

Council Member C. Davis moved to nominate Council Member J. Davis to serve as Mayor Pro Tem. Council Member Golden made a second to the motion.

Mayor Bencini asked if there were any additional nominations. There being none, the nominations were closed and Mayor Bencini called for a vote on the motion.

The motion to elect Council Member J. Davis to serve as Mayor Pro Tem passed unanimously. [9-0 vote]

Elected Council Member J. Davis to serve as Mayor Pro Tem effective immediately; term will expire one year from the date of election.

140375 **Consideration of Appointments to Committees of City Council (2014-2017)**

Council is requested to confirm the appointments of respective Council Members to serve on the various Standing Committees of the City Council for the period of 2014-2017.

Approved the appointments of respective Council Members to serve on the various Standing Committees of the City Council for the period of 2014-2017. *[copy will be attached in Legistar as a permanent part of these proceedings]*.

A motion was made by Council Member Ewing, seconded by Mayor Pro Tem Davis, to approve the Standing Committees of the High Point City Council (composition, meeting dates and times). The motion PASSED by a 9-0 unanimous vote.

140376 **Confirmation of Appointments of Council Liaisons to the Various Boards and Commissions for the period of 2014-2017**

Council is requested to confirm the appointments of the respective Council Members to serve as liaisons to the various boards and commissions. Appointments to be effective immediately and liaisons will serve until the next organizational meeting of the Council in 2017, or until further action is taken by Council.

Approved the appointments of the Council Liaisons to the various boards and commissions for the period of 2014-2017. *[copy attached in Legistar as a permanent part of these proceedings]*

A motion was made by Mayor Pro Tem Davis, seconded by Council Member Williams, to approve the appointments of respective Council Members to serve as liaisons to the various boards and commissions. The motion PASSED by a 9-0 unanimous vote.

140377 **Ordinance Establishing Dates and Times for Official Sessions of the High Point City Council**

Consideration of an Ordinance Establishing Dates and Times for Official Sessions of the High Point City Council. Meeting schedule to be effective December 8, 2014.

Adopted Ordinance Establishing dates and times for Official Sessions of the High Point City Council.

A motion was made by Mayor Pro Tem Davis, seconded by Council Member Ewing, that this Ordinance be adopted. The motion PASSED by a 9-0 unanimous vote.

Ordinance No. 1814/14-93
Introduced 12/8/2014; Adopted 12/8/2014
Ordinance Book, Volume XVIII, Page 145

RECESS- RECEPTION FOR THE 2014-2017 HIGH POINT CITY COUNCIL

The meeting was recessed at 6:45 p.m. for a reception that was held in the 2nd Floor Lobby of the High Point Municipal Building.

A reception honoring the outgoing Council Members Douglas, Smothers, Moore and Mendenhall, as well as former Mayor Bernita Sims was held from 4:00 p.m. to 5:00 p.m. in the Main Gallery of the High Point Theatre.

OTHER NEW BUSINESS

140378 **Rules of Procedure- Remote Participation/Voting by Council Members**

Consideration of formal action that would prohibit a council member who is not physically in attendance at a meeting from voting on any issue that is being discussed.

Council Member Alexander asked for Council's consideration regarding some procedural issues. He suggested those Council Members who could not be physically present during a meeting, should not be allowed to vote remotely. Mayor Bencini agreed and felt if a Council Member is not able to fully participate, they are not keeping with the purpose of the statute. It was noted that this would not prohibit a Council Member from participating in the discussion remotely, but they would not be allowed to vote on any issues remotely.

A motion was made by Council Member Alexander, seconded by Council Member Wagner, to add this provision to the Rules of Procedure that would prohibit a Council Member from voting remotely if they are not able to be physically present at a meeting. The motion PASSED by a 9-0 unanimous vote.

140379 **Rules of Procedure- To Suspend the Rules**

Consideration of a revision to the Rules of Procedure, 6. Procedural Motions (3) To Suspend the Rules.

Council Member Alexander shared that many times items are dropped on the dais that are not on the printed agenda and he suggested this no longer be allowed unless there is unanimous consent from Council or in the case of some type of emergency action that might be needed.

Council Member C. Davis asked if the intent was to do away with old or new business on the agenda and Council Member Alexander replied that it was not, but items to be considered should be on the printed agenda. He stressed this rule was important because it promotes transparency for the public, and the Council and the public need to know what is being considered beforehand. Council Member Alexander stated he had no problem with listening to something and consideration to put it on the agenda, but does find it difficult when someone drops something at the last minute that is not an urgent or emergency matter and wants immediate action from Council when Council is faced with inadequate information to make an informed decision.

Mayor Pro Tem Davis asked if these items should not be vetted through the committee structure first. Council Member Alexander felt it should where appropriate, and pointed out many things would go through the committee structure, but other items may come directly to the City Council. Mayor Pro Tem Davis then asked for clarification if this includes items that have been placed in committee numerous times and the time has come for a decision to be made. It was clarified that if an item has been referred to a committee and comes out of the committee, it would be on the printed agenda anyway. Council Member Ewing felt there was not anything that would prohibit Council from not taking final action on a matter and putting it in committee. Council Member Alexander reiterated that Council should listen to

proposals, but as far as final action, Council should not be put on the spot and asked to vote on a matter without the opportunity to do some research and gather additional information.

Council Member Wagner stated he would definitely support this change because it is important in terms of Council's relationship with each other and how the city's business is conducted so that everybody on Council and the general public is aware of the actions that are being considered.

City Attorney JoAnne Carlyle pointed out the current Rules of Procedure permit the city manager and any council member to put an item on the agenda and mentioned sometimes when matters are added, printed addendums are prepared by the clerk and placed on the dais. Mayor Pro Tem Davis thought the rules state that the Mayor, Mayor Pro Tem, or any other Council Member could place items on the agenda. Mayor Bencini felt the procedure of having the city manager prepare the agenda with the opportunity for council members to place items on the agenda provided they meet the specified deadline should remain in place

Council Member Ewing expressed concerns regarding what would be deemed as an "emergency" and how it would be identified. Council Member C. Davis preferred it be a majority vote instead of a unanimous vote of Council. As a matter of compromise, Mayor Bencini suggested a two-thirds vote of Council. Council Member Alexander agreed to the two-thirds, as well as Council Member C. Davis.

Approved a revision to the Rules of Procedure that would not allow Council to suspend the rules to add items on the agenda for final action unless there is a two-thirds favorable vote from Council to do so.

A motion was made by Council Member Alexander, seconded by Council Member Wagner, to revise the current Rules of Procedure that would require a two-thirds vote from the City Council to suspend the rules to add items to the agenda for final action. The motion PASSED by a 9-0 unanimous vote.

140402 **Rules of Procedure- Agenda**

Consideration of a revision to the current Rules of Procedure requiring Council Members to go through the Mayor to add an item to the Agenda. Should the Mayor not be available, then the Mayor Pro Tem.

Note: Since discussion on this matter was mixed with matter # 140379 (above), please refer to that matter for specific comments made.

Approved the revision to the Rules of Procedure, Section 2. Agenda that would require any Council Member desiring to place a matter on the agenda to go through the Mayor and should the Mayor not be available, then it must go through the Mayor Pro Tem. As a point of clarification, it was noted that the same deadline would apply which requires the request to have an item placed on the Monday agenda to be received by the City Manager's office by the Tuesday prior to the meeting.

A motion was made by Council Member Wagner, seconded by Mayor Pro Tem Davis, to revise the Rules of Procedure Section 2. Agenda first paragraph to read as follows: "*The city manager shall prepare a proposed agenda for each meeting. Any council member may have an item placed on the proposed agenda. To place an item on the agenda, council members should go through the Mayor and should the Mayor not be available, then the Mayor Pro Tem*." The motion PASSED by a 9-0 unanimous vote.

140380 **Cell Phone Use During a Meeting**

Council Member Alexander is asking for Council's consideration of not allowing cell phone use during meetings.

Council Member Alexander asked for Council's consideration in prohibiting cell phones in hand or on the dais during meetings to send a message to the public that Council is focused and listening to them and what is being said. Mayor Pro Tem Davis pointed out this has not been an issue with the prior Council. Mayor Bencini hoped this would not be an issue moving forward.

Council Member Alexander then made a motion to that effect. The motion died from the lack of a second.

CONSIDERATION OF SUSPENDING THE RULES TO ADD A MATTER TO THE AGENDA AT THE REQUEST OF DOROTHY DARR

At this time, Mayor Bencini mentioned that Dorothy Darr was in the audience and had something she would like to bring before Council. Mayor Pro Tem Davis questioned this based on the rules that were just passed and asked if it could even be considered. Mayor Bencini explained that Council could take a vote to suspend the rules and pointed out it would require a two-thirds vote to suspend the rules to add it to the agenda.

Ms. Darr apologized for having to bring this matter to Council when it is supposed to be a night of celebration, and proceeded to inform Council about an opportunity.....

Mayor Bencini asked Ms. Darr to hold any further comments until after the vote was taken on whether or not Council would be considering it.

Council Member Wagner moved to suspend the rules to hear Ms. Darr's request. Council Member Ewing made a second to the motion. The motion to suspend the rules received only five votes (six votes were required), so the motion failed.

Those voting in favor of the motion to suspend the rules were Wagner, Ewing, Hill, Golden and Williams.

Mayor Bencini, Mayor Pro Tem Davis, and Council Members Alexander, and Davis voted No.

Mayor Bencini advised Ms. Darr that the next Council Meeting would be held on Monday, December 15th and it could possibly be heard at that time.

ADJOURNMENT

There being no further business to come before the Council, the meeting adjourned at 7:25 p.m. upon motion duly made by Council Member Alexander and seconded by Council Member Ewing.

Respectfully Submitted,

_____
William S. Bencini, Jr.

Attest:

_____
Lisa B. Vierling, MMC
City Clerk

High Point City Council

Application for Appointment To Boards and Commissions

All appointments to City boards and commissions are made by the Mayor and City Council and are not limited to those persons who fill out applications.

Name: Tom C. Kirkman **Date Submitted:** Dec. 10, 2014
Street Address: 3506 Johnson Street
High Point NC 27265

Email: rodmaker@earthlink.net

Employer: Self
Business Address: 2420 West English Road
Phone home: 336-882-3226 **work:** same **fax:**

RECEIVED
DEC 10 2014
Ward 4

Do you live inside the corporate limits of High Point? **Yes**
If not, do you live within High Point's extraterritorial zoning jurisdiction? **Yes**

Please select (in order of preference) the boards and commissions on which you would be willing to serve.

1. **Planning & Zoning Commission**
2. **2nd Selection**
3. **3rd Selection**

Have you participated in the City Government 101 Course? **No**

Please list any work, volunteer, and/or educational experience that you would like us to consider in the review of your application.

CITY OF HIGH POINT
AGENDA ITEM

Title: **Resolution of Intent (ROI) for Street Abandonment Case 14-14**
Hampton Drive (unimproved extension) and Marsden Road (unimproved)

From: Lee Burnette, Planning & Development Director

Meeting Date: December 15, 2014

Public Hearing: No

Advertising Date/ Advertised By: Not applicable

Attachments:
A. Resolution of Intent (ROI) for Street Abandonment Case 14-14
B. Map of right-of-way proposed to be abandoned

PURPOSE:
Approval of a Resolution of Intent that establishes a public hearing date of January 20, 2015, to consider a request to abandon two unimproved right-of-ways lying north of Summit Road, between Deep River Road and Lindale Drive.

BACKGROUND:
Resolution of Intent for Street Abandonment Case 14-14 is enclosed.

BUDGET IMPACT:
There is no budget impact.

RECOMMENDATION / ACTION REQUESTED:
Staff recommends City Council set a public hearing date of Tuesday, January 20, 2015 to hear this request.

Publish four (4) consecutive weeks: **December 19 & 26, 2014 and January 2 & 9, 2015**

RESOLUTION OF INTENT TO CONSIDER
STREET ABANDONMENT
(Case # SA14-14)

WHEREAS, the City Council has been petitioned to abandon the following right-of-ways: two unimproved right-of-ways lying north of Summit Road, between Deep River Road and Lindale Drive.

WHEREAS, G.S. 160A-299 requires the Council to first adopt a resolution declaring its intent to abandon the above right-of-way and calling a public hearing on the question;

NOW, THEREFORE BE IT RESOLVED, THAT THE COUNCIL declares its intent to consider the abandonment of the right-of-way above described and sets Tuesday, January 20, 2015, at 6:15 p.m. as the date for said public hearing before the Council in the Council Chamber of the Municipal Building in High Point.

Persons wishing to be heard either for or against the said right-of-way abandonment are asked to be present for the hearing. The meeting facilities of the City of High Point are accessible to people with disabilities. If you need a special accommodation, call (336) 883-3298 or TDD# (336) 883-8517.

Further information pertaining to this request is available at the Planning and Development Department in Room 316 of the Municipal Office Building, 211 South Hamilton Street, High Point, North Carolina, (336) 883-3328 or FAX (336) 883-3056.

By Order of the City Council
This the 15th day of December, 2014.

Lisa B. Vierling, City Clerk

Petition Submitted By: Technical Review Committee

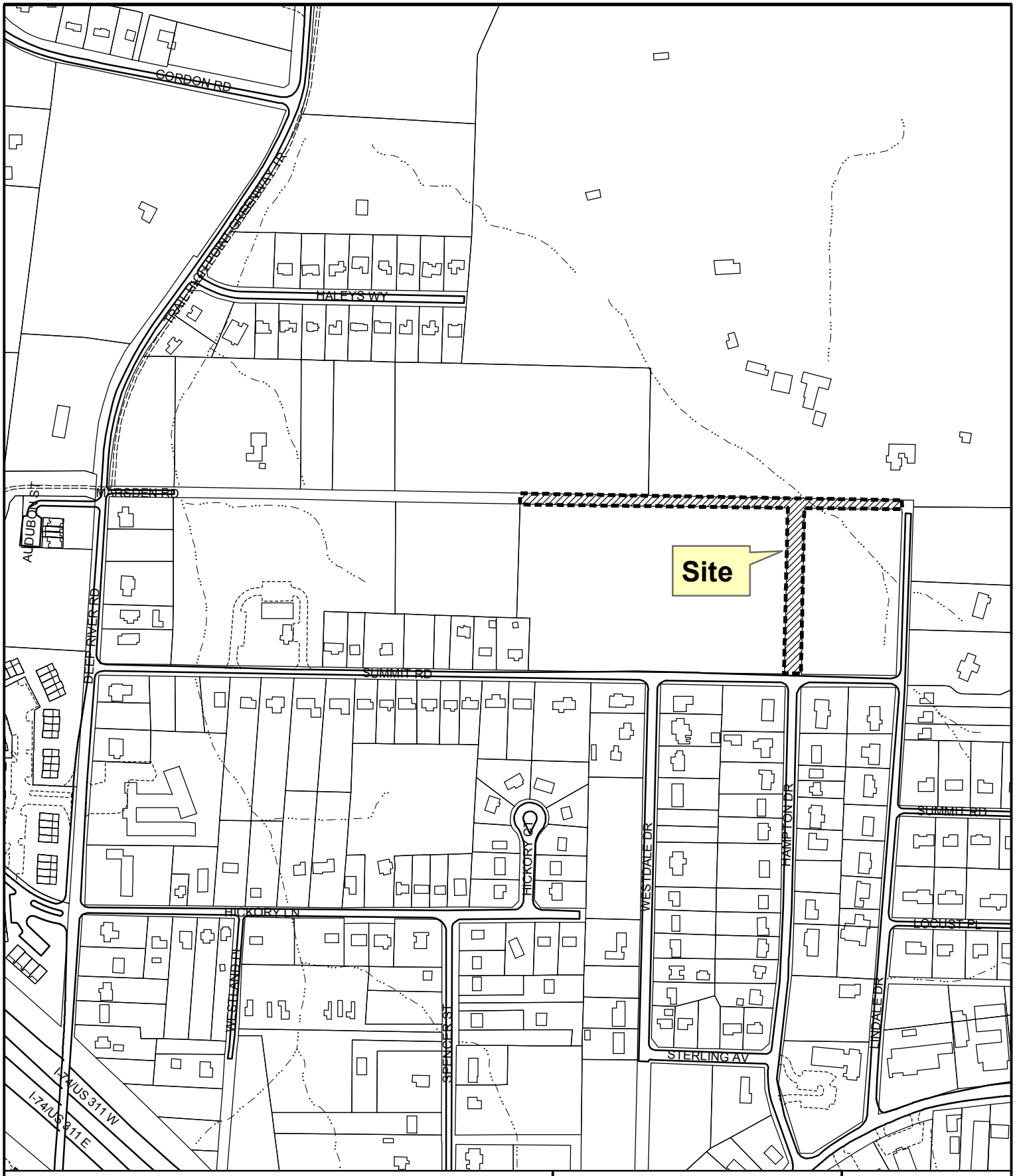

STREET ABANDONMENT REQUEST SA14-14

Applicant: City of High Point

Area: 1.5 acres

Location of requested street abandonment

Previously abandoned right-of-ways

Planning and Development Department

City of High Point

Date: November 4, 2014

N

Scale: 1"=400'

G:/Planning/Secure/ba-pz/2014/pz/sa14-14.mxd

CITY OF HIGH POINT
AGENDA ITEM

Title: **Resolution of Intent (ROI) for Street Abandonment Case 14-13**
(partially improved alley)

From: Lee Burnette, Planning & Development Director

Meeting Date: December 15, 2014

Public Hearing: No

Advertising Date/ Advertised By: Not applicable

Attachments:
A. Resolution of Intent (ROI) for Street Abandonment Case 14-13
B. Map of right-of-way proposed to be abandoned

PURPOSE:
Approval of a Resolution of Intent that establishes a public hearing date of January 20, 2015, to consider a request to abandon a partially improved alley lying along the west side of N. Centennial Street, between Sherwood Place and North Avenue. This alley runs in an east-west direction from N. Centennial Street to Denny Street.

BACKGROUND:
Resolution of Intent for Street Abandonment Case 14-13 is enclosed.

BUDGET IMPACT:
There is no budget impact.

RECOMMENDATION / ACTION REQUESTED:
Staff recommends City Council set a public hearing date of Tuesday, January 20, 2015 to hear this request.

Publish four (4) consecutive weeks: **December 19 & 26, 2014 and January 2 & 9, 2015**

RESOLUTION OF INTENT TO CONSIDER
STREET ABANDONMENT
(Case # SA14-13)

WHEREAS, the City Council has been petitioned to abandon the following right-of-way: a partially improved alley lying along the west side of N. Centennial Street, between Sherwood Place and North Avenue. This alley runs in an east-west direction from N. Centennial Street to Denny Street.

WHEREAS, G.S. 160A-299 requires the Council to first adopt a resolution declaring its intent to abandon the above right-of-way and calling a public hearing on the question;

NOW, THEREFORE BE IT RESOLVED, THAT THE COUNCIL declares its intent to consider the abandonment of the right-of-way above described and sets Tuesday, January 20, 2015, at 6:15 p.m. as the date for said public hearing before the Council in the Council Chamber of the Municipal Building in High Point.

Persons wishing to be heard either for or against the said right-of-way abandonment are asked to be present for the hearing. The meeting facilities of the City of High Point are accessible to people with disabilities. If you need a special accommodation, call (336) 883-3298 or TDD# (336) 883-8517.

Further information pertaining to this request is available at the Planning and Development Department in Room 316 of the Municipal Office Building, 211 South Hamilton Street, High Point, North Carolina, (336) 883-3328 or FAX (336) 883-3056.

By Order of the City Council
This the 15th day of December, 2014.

Lisa B. Vierling, City Clerk

Petition Submitted By: Technical Review Committee

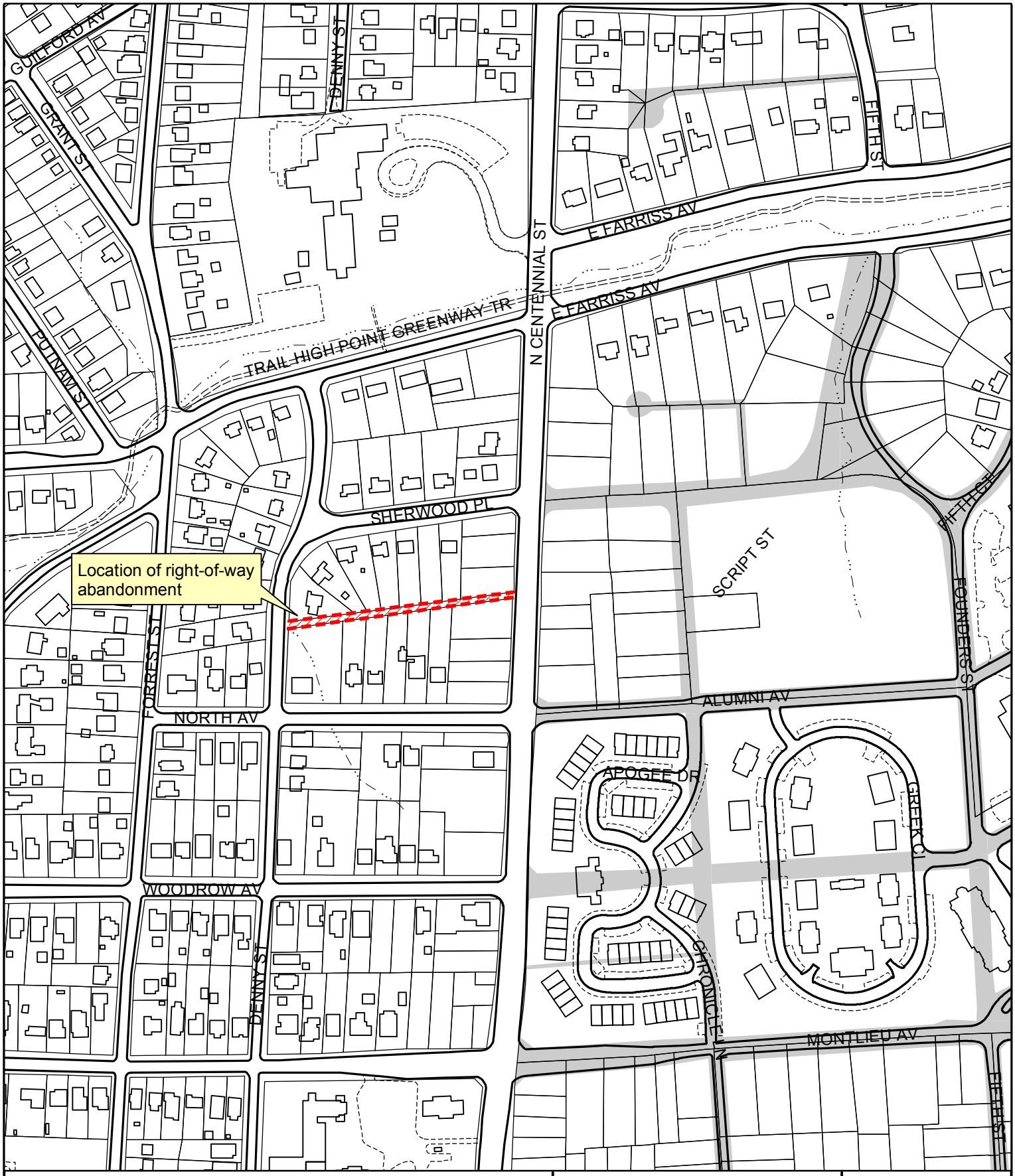

STREET ABANDONMENT REQUEST SA14-13

Applicant: City of High Point

Area: 0.192 acres

Location of requested street abandonment

Previously abandoned right-of-ways

Planning and Development Department

City of High Point

Date: November 4, 2014

N

Scale: 1"=300'

G:/Planning/Secure/ba-pz/2014/pz/sa14-13.mxd

CITY OF HIGH POINT
AGENDA ITEM

Title: Contract Award 2014-005 Water and Sewer Maintenance (Bid 16-111814)

From: Keith Pugh, Engineering Services

Public Hearing: N/A

Attachments: Formal Bid Recommendation

Meeting Date: December 15, 2014
Advertising Date: October 19, 2014
Advertised By: Purchasing Division

PURPOSE:
The City of High Point regularly retains a utility contractor to assist us with our maintenance and emergency repair of water, sewer and storm sewer lines. Council is asked to approve contract 2014-005 for Water and Sewer Maintenance.

BACKGROUND:
On Tuesday, November 18, 2014 the City of High Point received and opened bids for Contract ENG-2014-005, Existing Water and Sewer Maintenance Contract (2014). We received two bids:

Breece Enterprises, Inc.	$ 423,285.00
TA Loving Company	$2,417,656.25

Bids were originally planned for opening on November 4, 2014. However, only one bid was received and we re-advertised. The availability date of this contract is immediately upon execution of the contract documents. The completion date for the contract work is July 1, 2015.

The purpose of this contract is to perform regular maintenance and emergency repairs on existing water and sewer mains in the City of High Point's system. Typical work performed under this contract includes, but is not necessarily limited to replacing and or repairing: water service lines, meter yokes, meter boxes, fire hydrants, water valves, water mains, sewer service lines and cleanouts, sewer manholes, inverts and castings, sanitary sewer mains, storm sewer lines. This contract also covers the installation of new water and sewer service lines. This contract contains an extension clause that allows the City to extend this contract up to 100 percent beyond the original contract amount.

BUDGET IMPACT:
Funding is available in: 421779 533701 421001010160 40212

RECOMMENDATION / ACTION REQUESTED:
The Engineering Services Department recommends and asks the Council to approve this contract award to Breece Enterprises as the lowest responsive bidder at the bid amount of $423,285.00.

NORTH CAROLINA'S INTERNATIONAL CITY

FORMAL BID RECOMMENDATION
REQUEST FOR COUNCIL APPROVAL

DEPARTMENT: Engineering Services and Public Services

COUNCIL AGENDA DATE: December 15, 2014

BID NO.: 16-111814 CONTRACT NO.: ENG2014-005 DATE OPENED: Nov 18, 2014

DESCRIPTION:

Existing Water and Sewer Maintenance Contract.

PURPOSE:

The purpose of this contract is to retain a utility contractor to supplement the city's efforts in performing regular maintenance and emergency repairs on existing water and sewer mains in the City of High Point's system.

COMMENTS:

The City attempted to open bids on November 4, 2014. However, we did not receive enough bids to open. The contract was re-advertised and opened on November 18th.

RECOMMEND AWARD TO: Breece Enterprises, Inc. AMOUNT: $423,285.00

JUSTIFICATION:

Public Services annually budgets for this contract.

ACCOUNTING UNIT	ACCOUNT	ACTIVITY	CATEGORY	BUDGETED AMOUNT
421779	533701	421001010160	40212	$423,285.00
TOTAL BUDGETED AMOUNT				$423,285.00

DEPARTMENT HEAD: B.K. Pugh Digitally signed by B.K. Pugh DN: cn=B.K. Pugh, o=City of High Point, ou=Engineering Services, email=keith.pugh@highpointnc.gov, c=US Date: 2014.12.08 10:55:07 -05'00' DATE: Dec 8, 2014

The Purchasing Division concurs with recommendation submitted by the Engineering Services, Inc and recommends award to the lowest responsible, responsive bidder Breece Enterprises Inc. in the amount of $ 423,285.00.

PURCHASING MANAGER: Tarinda Chappell Digitally signed by Tarinda Chappell DN: cn=Tarinda Chappell, o=City of High Point, ou=Purchasing, email=tarinda.chappell@highpoint.gov, c=US Date: 2014.12.08 13:09:54 -05'00' DATE: Dec 8, 2014

Approved for Submission to Council
FINANCIAL SERVICES DIRECTOR: Jeffrey A. Moore Digitally signed by Jeffrey A. Moore DN: cn=Jeffrey A. Moore, o=City of High Point, NC, ou=Financial Services Director, email=jeff.moore@highpointnc.gov, c=US Date: 2014.12.08 21:24:52 -05'00' DATE: Dec 8, 2014

CITY MANAGER: Randy E. McCaslin Digitally signed by Randy E. McCaslin DN: cn=Randy E. McCaslin, o, ou, email=randy.mccaslin@highpointnc.gov, c=US Date: 2014.12.09 08:57:34 -05'00' DATE: Dec 8, 2014

CITY OF HIGH POINT
AGENDA ITEM

Title: Donation of Property (1018, 1022, & 1024 E. Green Drive)

From: JoAnne Carlyle

Public Hearing: N/A

Attachments: Map
Picture

Meeting Date: 12/15/2014
Advertising Date: N/A
Advertised By: N/A

PURPOSE: The owner of 1018, 1022 & 1024 E. Green Drive has offered to donate these properties to the City. Council action is necessary to accept the donation.

BACKGROUND: This donation contains (2) vacant lots (1018 & 1022 E. Green Drive) and 1024 E. Green Drive that contains a two story structure located at the intersection of E. Green Drive and Cable Street. As E. Green Drive is one of the entrances to downtown, Administration proposes to accept this donation and remove the building thus enhancing the area.

BUDGET IMPACT: The Cities expenses would be approximately $700 for title work and approximately $17,000 for demolition cost and possible asbestos abatement. This cost would be paid from the General Fund Special Appropriation Account.

RECOMMENDATION / ACTION REQUESTED: City Administration request Council approval to accept the donation of 1018, 1022, & 1024 E. Green Drive.

RESOLUTION TO ACCEPT THE DONATION OF REAL PROPERTY FROM CHARLES N. MYERS AND BARBARA B. MYERS TO THE CITY

WHEREAS, Charles N. Myers and Barbara M. Myers desire to donate to the City of High Point two vacant lots (1018 and 1022 E. Green Drive) and one lot that contains a two story structure (1024 E. Green Drive) located at the intersection of E. Green Drive and Cable Street, which lots are more particularly described in Deed Book 7182 at Page 533 Guilford County Registry ("Property").

WHEREAS, such donation is being contributed to assist the City to enhance one of its entrances to the City's downtown; and

WHEREAS, the High Point City Council finds that it is appropriate to accept said donation upon the terms and conditions offered.

NOW, THEREFORE, BE IT RESOLVED BY THE HIGH POINT CITY COUNCIL AS FOLLOWS:

The donation of Property by Charles N. Myers and Barbara B. Myers is hereby accepted contingent upon the City being able to obtain proper title insurance on said Property.

Adopted this the 15th day of December, 2014

Lisa Vierling, MMC City Clerk	Mayor William S. Bencini, Jr.

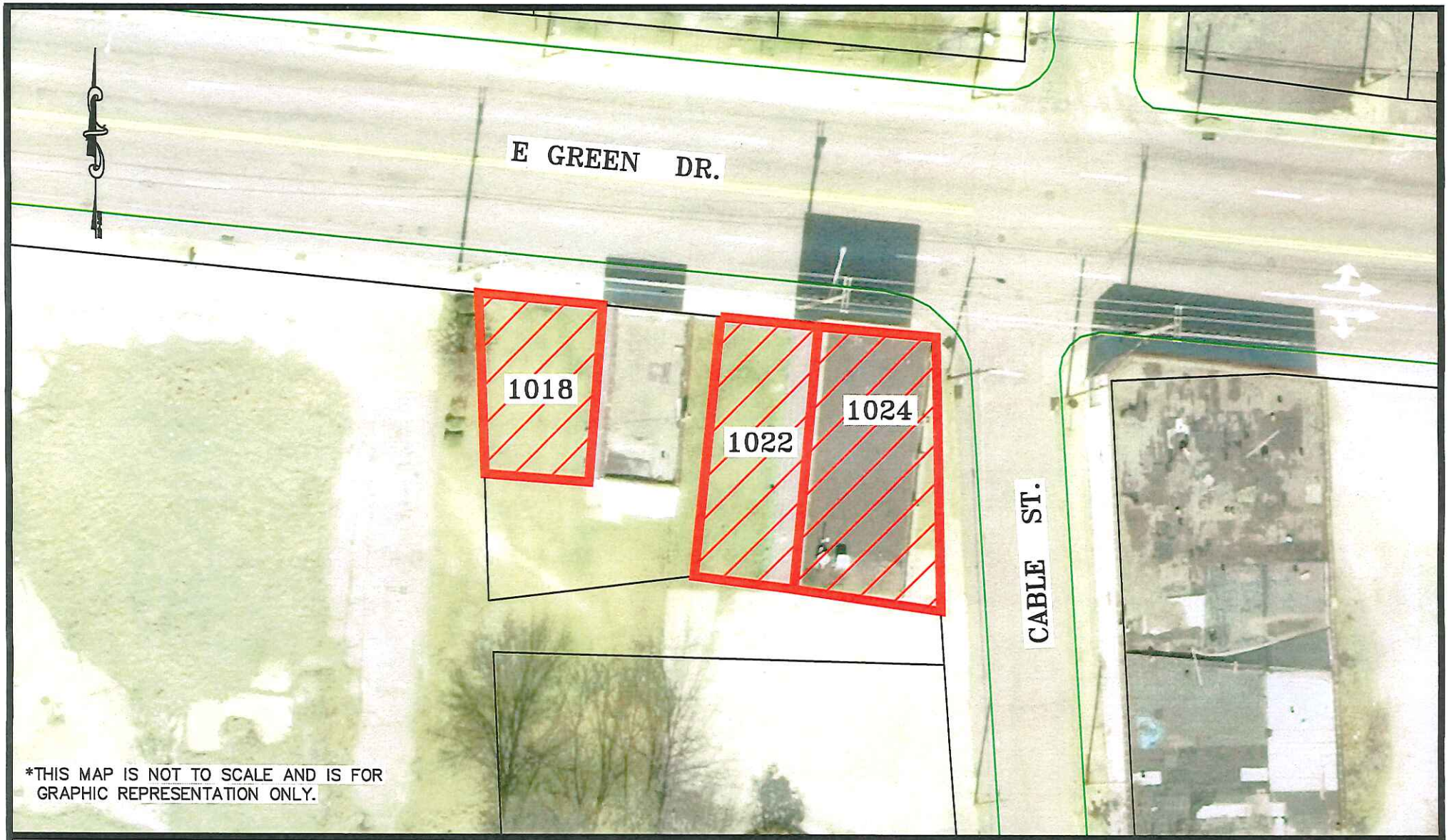

CITY OF HIGH POINT NORTH CAROLINA	EXHIBIT DRAWING FOR
ENGINEERING SERVICES DEPARTMENT	PROPOSED LAND DONATION TO THE CITY OF HIGH POINT EAST GREEN DRIVE AT CABLE STREET
SCALE: N.T.S. BY: JKF	PROJECT: 2478 DATE: NOV. 2014

DEAD END
OPEN

CITY OF HIGH POINT
AGENDA ITEM

Title: **Street Abandonment Case 14-09 (SA14-09)**
(unimproved alleys)

From: Lee Burnette, Planning & Development Director

Meeting Date: December 15, 2014

Public Hearing: Yes

Advertising Date: November 21 & 28, 2014 and December 5 & 12, 2014

Advertised By: Planning & Development

Attachments:
A. Planning and Zoning Commission Recommendation
B. Staff Report
C. Resolution of Abandonment

PURPOSE:
A request by the Technical Review Committee to abandon portions of three alleys lying south of Ferndale Boulevard, between N. Lindsay Street and Oakwood Street.

BACKGROUND:
Staff report and the Planning & Zoning Commission's recommendation is enclosed.

BUDGET IMPACT:
There is no budget impact.

RECOMMENDATION / ACTION REQUESTED:

A. On November 11, 2014, a public hearing was held before the Planning and Zoning Commission regarding-SA14-09. The Planning & Zoning Commission recommended ***approval*** of SA14-09 by a vote of 6-0.

B. Staff recommends ***approval*** of SA14-09 as outlined in the attached staff report.

PLANNING AND ZONING COMMISSION RECOMMENDATION

City of High Point **Street Abandonment SA 14-09**

At its November 11, 2014 public hearing, the Planning and Zoning Commission reviewed Street Abandonment Case 14-09 (SA14-09). All members of the Commission were present except for Mr. John McKenzie. Mr. Herbert Shannon, Senior Planner, presented SA14-09 and recommended approval of the request as outlined in the staff report.

No one spoke in opposition of the request.

The Planning & Zoning Commission recommended ***approval*** of Street Abandonment Case 14-09, as recommend by staff, by a vote of 6-0.

CITY OF HIGH POINT
PLANNING AND DEVELOPMENT DEPARTMENT

STAFF REPORT
STREET ABANDONMENT CASE 14-09
November 11, 2014

Request	
Applicant: City of High Point Technical Review Committee	**Proposal:** To abandon portions of three alleys lying south of Ferndale Boulevard, between N. Lindsay Street and Oakwood Street.

Adjacent Streets		
Name:	**Classification:**	**Right-of-Way and Pavement Width:**
Ferndale Boulevard	Collector Street	60-foot wide right-of-way 33-foot(+/-) paving with curb and gutter

Adjacent Property Zoning and Current Land Use		
North	General Office-Moderate Intensity (GO-M) District	Undeveloped parcel *(lying north of Ferndale Boulevard)*
East	General Office-Moderate Intensity (GO-M) District	Medical and office uses
South	General Office-Moderate Intensity (GO-M) District	Undeveloped parcel
West	General Office-Moderate Intensity (GO-M) District	Single family dwellings

Analysis

The City of High Point Technical Review Committee (TRC) is requesting to abandon portions of three alleys lying south of Ferndale Boulevard. The first alley is located between 409 & 411 Ferndale Boulevard, and the second between 401 & 407 Ferndale Boulevard. Only the rear unimproved segments of these alleys are proposed to be abandoned. The front portions of these alleys intersecting Ferndale Boulevard are not proposed to be abandoned as they are improved with private driveways and are used by the abutting property owners to access the rear of their property. The third alley to be abandoned is lying to the rear of 407 & 409 Ferndale Boulevard and is unimproved. These alleys were platted in 1907 on a map entitled "Map of property belonging to Home Investment & Improvement Company".

All abutting parcels have frontage and access to adjacent paved streets; therefore, no property owner will be deprived of access to their property. Early notices to obtain input from abutting property owners were mailed out on in August 21, 2014. In addition, regular mailed notice for the public hearing to abutting property owners, notice placed in the High Point Enterprise and the posting of signs at the ROW to be abandoned were also performed per requirements. To date, staff has received no objections from the abutting property owners.

Findings & Recommendations

The Technical Review Committee (TRC) reviewed this request on August 20, 2014 and identified no concerns related to the abandonment of these ROW's.

Part A. The Planning and Development Department recommends approval of the request to abandon a portion of a 10-foot wide alley abutting the southwestern corner of 409 Ferndale Boulevard.

Part B. The Planning and Development Department recommends approval of the request to abandon a portion of a 12-foot wide alley abutting the southeastern corner of 407 Ferndale Boulevard.

Part C. The Planning and Development Department recommends approval of the request to abandon all of a 10-foot wide alley abutting the southern property line (rear of property) of 407 & 409 Ferndale Boulevard.

The above noted recommendations are based on preliminary findings that the requests are not contrary to the public interest, and that no property in the vicinity of the street abandonment would be deprived of reasonable means of ingress or egress.

Report Preparation

This report was prepared by Planning and Development Department staff member Herbert Shannon Jr. AICP, Senior Planner, and reviewed by Robert Robbins AICP, Development Services Administrator and Lee Burnette AICP, Director.

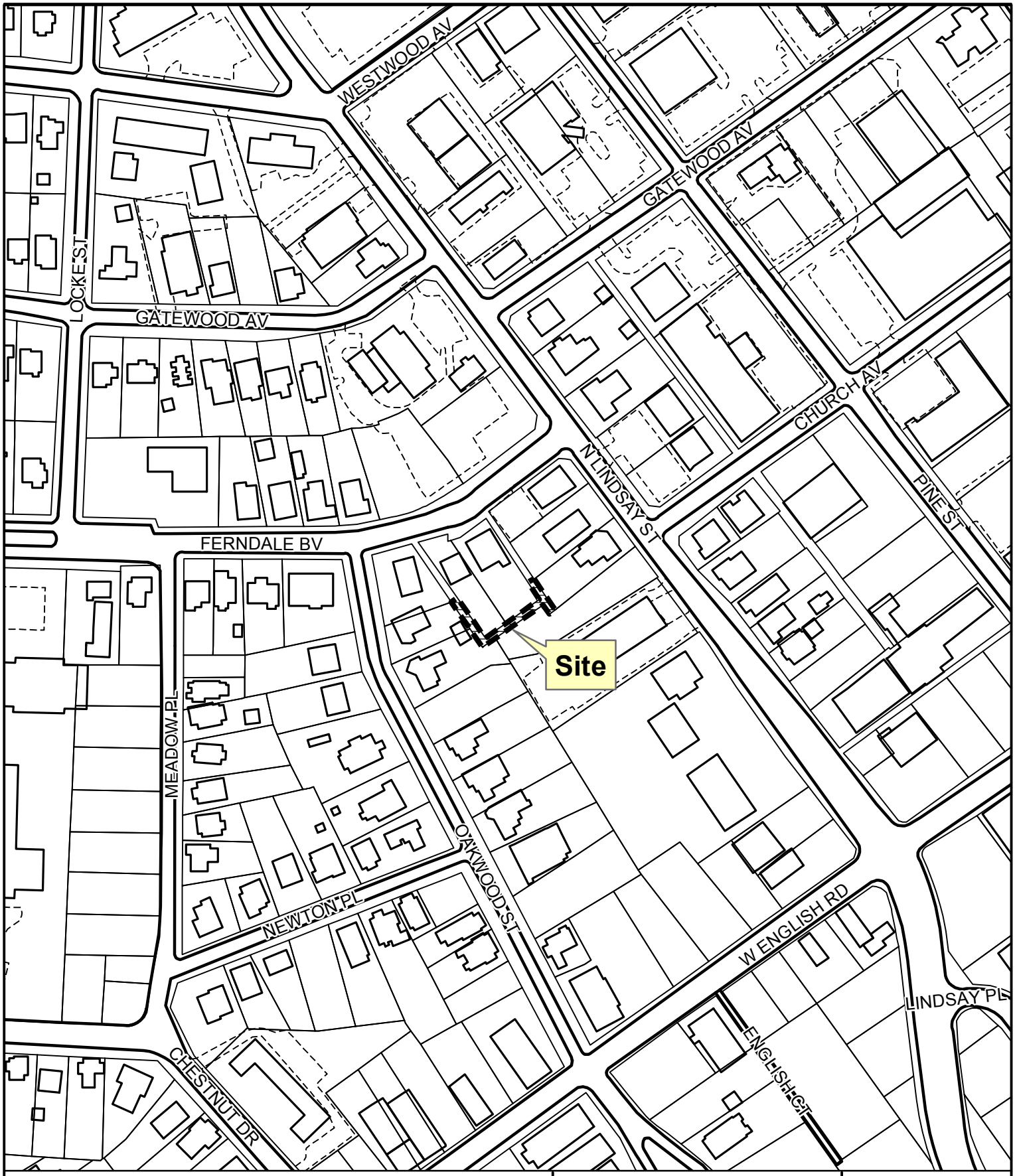

STREET ABANDONMENT REQUEST SA14-09

Applicant: City of High Point

Area: 0.06 acres

Location of requested street abandonment

Previously abandoned right-of-ways

Department of Planning and Development

City of High Point

Date: October 27, 2014

N

Scale: 1"=200'

G:/Planning/Secure/ba-pz/2014/pz/sa14-09.mxd

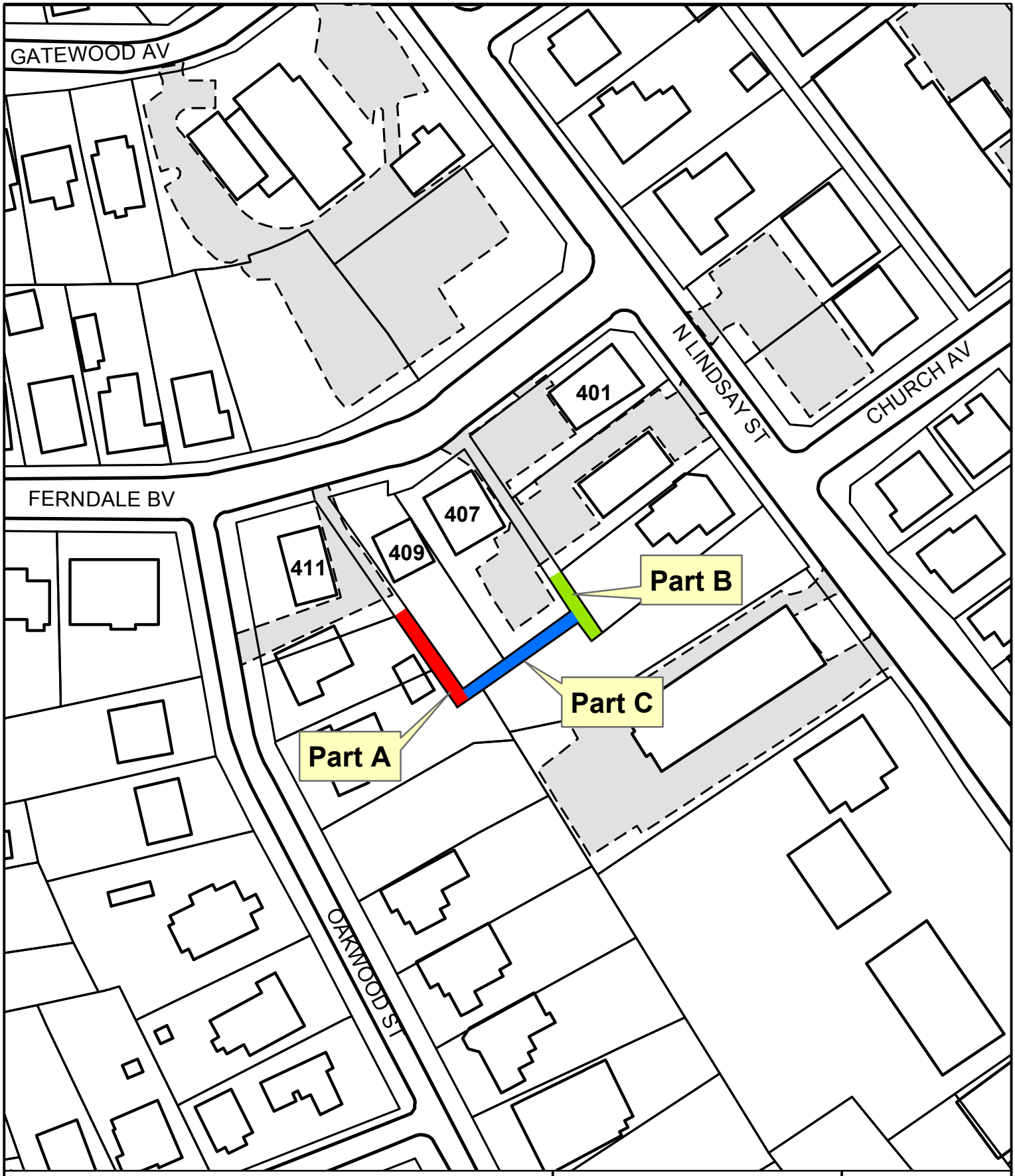

STREET ABANDONMENT REQUEST SA14-09

Applicant: City of High Point
Area: 0.06 acres

Location of requested street abandonment

Department of Planning and Development

City of High Point

Date: October 31, 2014

N

Scale: 1"=100'

G:/Planning/Secure/ba-pz/2014/pz/sa14-09.mxd

Attachments: Photographs (October 2014) and Aerial (February, 2010)

Looking south, across Ferndale Blvd., at western alley.

Looking south, across Ferndale Blvd., at the eastern alley.

STREET ABANDONMENT REQUEST SA14-09

Applicant: City of High Point
Area: 0.06 acres

Location of requested street abandonment

Department of Planning and Development

City of High Point

Date: October 31, 2014

N

Scale: 1"=40'

G:/Planning/Secure/ba-pz/2014/pz/sa14-09photo.mxd

Return to: Joanne Carlyle, City Attorney
City of High Point
P.O. Box 230
High Point, NC 27261
Resolution No. xxxx / xx-xx

RESOLUTION

BE IT RESOLVED BY THE CITY COUNCIL OF THE CITY OF HIGH POINT, IN A REGULAR MEETING ASSEMBLED ON THE 15th DAY OF DECEMBER, 2014 AT 6:15 P.M. IN THE COUNCIL CHAMBERS OF THE MUNICIPAL BUILDING, HIGH POINT, NORTH CAROLINA:

Street Abandonment Case 14-09
(unimproved portion of three alleys lying south of Ferndale Boulevard)

WHEREAS, The Technical Review Committee has petitioned the City Council of the City of High Point to permanently abandon (close) the unimproved portions of three alleys lying south of Ferndale Boulevard, between N. Lindsay Street and Oakwood Street. These unimproved right-of-way are more specifically described as follows:

Part A:
Beginning at the north-east property corner of property #312 Oakwood Street (Guilford County Tax Parcel 0187920); thence directly across the unopened 10-foot alley way to a point located on the western property corner of Lot #6 as shown on **(PB 2 PG 116)** in the Office of the Register of Deeds of Guilford County, North Carolina; said property line also being the eastern right-of-way line for the unnamed alley way, thence south along the eastern right-of-way line to the south-western property corner of lot #6; thence directly across the unopened 10-foot alley way to a point located on the northern property line of #308 Oakwood Street (Guilford

County Tax Parcel 0187919); thence westerly to a corner; thence turning northerly to the **point of beginning**.

Part B:
Beginning at the north-west property corner of lot #2 as shown on **(PB 2 PG 116)** in the Office of the Register of Deeds of Guilford County, North Carolina; thence south along the western property line to the south-west property corner; thence directly across the unnamed alley way 12 feet to a point on the western right-of-way line of the alley way, said point also being the northern property line of new lot "A" as shown in **(PB 57 PG 69)** in the Office of the Register of Deeds of Guilford County, North Carolina; thence northerly to a point along the western right-of-way line directly across from the point of beginning; thence east 12 feet to **the point of beginning.**

Part C:
Beginning at the south-west property corner of lot #6 as shown on **(PB 2 PG 116)** in the Office of the Register of Deeds of Guilford County, North Carolina; thence north-east along the southern property line of lots #5 & #6 as shown on the above mentioned plat to the south-east property corner of lot #5; thence south-east to a point located directly across the 10 foot alley, said point also being the northern property corner for new lot "A" as shown in **(PB 57 PG 69)** in the Office of the Register of Deeds of Guilford County, North Carolina; thence west along the northern property line to a point located directly across from the point of beginning; thence north 10 feet **to the point of beginning**.

WHEREAS, the petition has been duly filed with this Council in a Regular meeting assembled on the 17th day of November, 2014, at 5:30 p.m. setting the 15th day of November, 2014 at 6:15 p.m., in the Council Chambers of the Municipal Building, as the time and place for a public hearing before said Council on said petition, and public notice of said time and place was ordered given, all pursuant to North Carolina G.S. 160A-299; and

WHEREAS, due and proper notice of said hearing to be heard on the petition at this meeting of City Council was made by publication in the High Point Enterprise for four (4) consecutive weeks, beginning November 21 & 28, 2014 and December 5 & 12, 2014; and,

WHEREAS, the above entitled matter, pursuant to said resolution and notice was called for hearing before said Council at which time there was no objection or opposition offered on the part of any firm or corporation to abandon (closure) of portions of three alleys lying south of Ferndale Boulevard, between N. Lindsay Street and Oakwood Street as previous described above; and

WHEREAS, it appearing to the satisfaction of this Council and the Council finds as a fact that the said right of way as herein described is not necessary for ingress and egress to any land adjoining said street; that the closing of said street is not contrary to the public interest and that no other individual, firm or corporation owning property in the vicinity of said street, or in the subdivision in which said street is located, will be deprived of reasonable means of ingress or egress to this property.

NOW THEREFORE BE IT RESOLVED:

1. That portions of three alleys lying south of Ferndale Boulevard, between N. Lindsay Street and Oakwood Street, as described above be abandoned pursuant to North Carolina G.S. 160A-299; and
2. That a copy of this resolution be filed in the Office of the Register of Deeds for Guilford County, North Carolina.

By order of the City Council,
this the 15th day of December, 2014
Lisa B. Vierling, City Clerk

CITY OF HIGH POINT
AGENDA ITEM

Title: **Resolution of Intent (ROI) for Street Abandonment Case 14-12**
(unimproved portion of Leonard Avenue)

From: Lee Burnette, Planning & Development Director

Meeting Date: December 15, 2014

Public Hearing: No

Advertising Date/ Advertised By: Not applicable

Attachments:
A. Resolution of Intent (ROI) for Street Abandonment Case 14-12
B. Map of right-of-way proposed to be abandoned

PURPOSE:
Approval of a Resolution of Intent that establishes a public hearing date of January 20, 2015, to consider a request to abandon an unimproved portion of the Leonard Avenue right-of-way, lying between Brentwood Street and New Street.

BACKGROUND:
Resolution of Intent for Street Abandonment Case 14-12 is enclosed.

BUDGET IMPACT:
There is no budget impact.

RECOMMENDATION / ACTION REQUESTED:
Staff recommends City Council set a public hearing date of Tuesday, January 20, 2015 to hear this request.

Publish four (4) consecutive weeks: **December 19 & 26, 2014 and January 2 & 9, 2015**

RESOLUTION OF INTENT TO CONSIDER
STREET ABANDONMENT
(Case # SA14-12)

WHEREAS, the City Council has been petitioned to abandon the following right-of-way: an unimproved portion of the Leonard Avenue right-of-way, lying between Brentwood Street and New Street.

WHEREAS, G.S. 160A-299 requires the Council to first adopt a resolution declaring its intent to abandon the above right-of-way and calling a public hearing on the question;

NOW, THEREFORE BE IT RESOLVED, THAT THE COUNCIL declares its intent to consider the abandonment of the right-of-way above described and sets Tuesday, January 20, 2015, at 6:15 p.m. as the date for said public hearing before the Council in the Council Chamber of the Municipal Building in High Point.

Persons wishing to be heard either for or against the said right-of-way abandonment are asked to be present for the hearing. The meeting facilities of the City of High Point are accessible to people with disabilities. If you need a special accommodation, call (336) 883-3298 or TDD# (336) 883-8517.

Further information pertaining to this request is available at the Planning and Development Department in Room 316 of the Municipal Office Building, 211 South Hamilton Street, High Point, North Carolina, (336) 883-3328 or FAX (336) 883-3056.

By Order of the City Council
This the 15th day of December, 2014.

Lisa B. Vierling, City Clerk

Petition Submitted By: Technical Review Committee

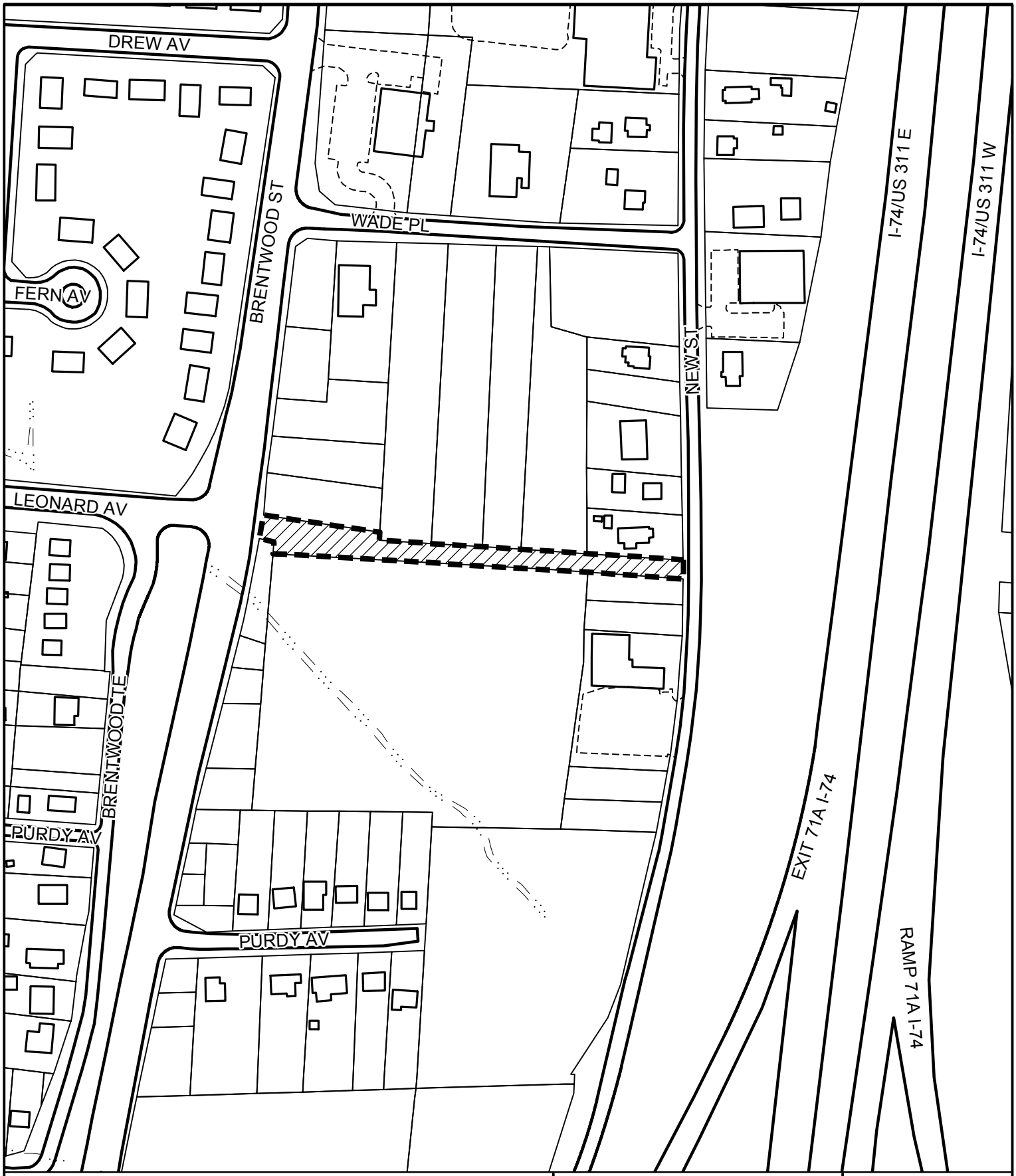

STREET ABANDONMENT REQUEST SA14-12

Applicant: City of High Point

Area: 0.54 acres

Location of requested street abandonment

Previously abandoned right-of-ways

Planning and Development Department

City of High Point

Date: November 4, 2014

N

Scale: 1"=200'

G:/Planning/Secure/ba-pz/2014/pz/sa14-12.mxd

BK: R 7668
PG: 726-730
RECORDED:
01-20-2015
03:29:54 PM
BY: JANE SCHULTZ
DEPUTY-HP

2015002884
GUILFORD COUNTY, NC
JEFF L. THIGPEN
REGISTER OF DEEDS

NC FEE $26.00

58

Return to: Joanne Carlyle, City Attorney
City of High Point
P.O. Box 230
High Point, NC 27261
Resolution No. 1427 / 14-67

RESOLUTION

BE IT RESOLVED BY THE CITY COUNCIL OF THE CITY OF HIGH POINT, IN A REGULAR MEETING ASSEMBLED ON THE 15th DAY OF DECEMBER, 2014 AT 6:15 P.M. IN THE COUNCIL CHAMBERS OF THE MUNICIPAL BUILDING, HIGH POINT, NORTH CAROLINA:

Street Abandonment Case 14-09
(unimproved portion of three alleys lying south of Ferndale Boulevard)

WHEREAS, The Technical Review Committee has petitioned the City Council of the City of High Point to permanently abandon (close) the unimproved portions of three alleys lying south of Ferndale Boulevard, between N. Lindsay Street and Oakwood Street. These unimproved right-of-way are more specifically described as follows:

Part A:
Beginning at the north-east property corner of property #312 Oakwood Street (Guilford County Tax Parcel 0187920); thence directly across the unopened 10-foot alley way to a point located on the western property corner of Lot #6 as shown on **(PB 2 PG 116)** in the Office of the Register of Deeds of Guilford County, North Carolina; said property line also being the eastern right-of-way line for the unnamed alley way, thence south along the eastern right-of-way line to the south-western property corner of lot #6; thence directly across the unopened 10-foot alley way to a point located on the northern property line of #308 Oakwood Street (Guilford

County Tax Parcel 0187919); thence westerly to a corner; thence turning northerly to the **point of beginning**.

Part B:
Beginning at the north-west property corner of lot #2 as shown on **(PB 2 PG 116)** in the Office of the Register of Deeds of Guilford County, North Carolina; thence south along the western property line to the south-west property corner; thence directly across the unnamed alley way 12 feet to a point on the western right-of-way line of the alley way, said point also being the northern property line of new lot "A" as shown in **(PB 57 PG 69)** in the Office of the Register of Deeds of Guilford County, North Carolina; thence northerly to a point along the western right-of-way line directly across from the point of beginning; thence east 12 feet to **the point of beginning.**

Part C:
Beginning at the south-west property corner of lot #6 as shown on **(PB 2 PG 116)** in the Office of the Register of Deeds of Guilford County, North Carolina; thence north-east along the southern property line of lots #5 & #6 as shown on the above mentioned plat to the south-east property corner of lot #5; thence south-east to a point located directly across the 10 foot alley, said point also being the northern property corner for new lot "A" as shown in **(PB 57 PG 69)** in the Office of the Register of Deeds of Guilford County, North Carolina; thence west along the northern property line to a point located directly across from the point of beginning; thence north 10 feet **to the point of beginning**.

WHEREAS, the petition has been duly filed with this Council in a Regular meeting assembled on the 17th day of November, 2014, at 5:30 p.m. setting the 15th day of November, 2014 at 6:15 p.m., in the Council Chambers of the Municipal Building, as the time and place for a public hearing before said Council on said petition, and public notice of said time and place was ordered given, all pursuant to North Carolina G.S. 160A-299; and

WHEREAS, due and proper notice of said hearing to be heard on the petition at this meeting of City Council was made by publication in the High Point Enterprise for four (4) consecutive weeks, beginning November 21 & 28, 2014 and December 5 & 12, 2014; and,

WHEREAS, the above entitled matter, pursuant to said resolution and notice was called for hearing before said Council at which time there was no objection or opposition offered on the part of any firm or corporation to abandon (closure) of portions of three alleys lying south of Ferndale Boulevard, between N. Lindsay Street and Oakwood Street as previous described above; and

WHEREAS, it appearing to the satisfaction of this Council and the Council finds as a fact that the said right of way as herein described is not necessary for ingress and egress to any land adjoining said street; that the closing of said street is not contrary to the public interest and that no other individual, firm or corporation owning property in the vicinity of said street, or in the subdivision in which said street is located, will be deprived of reasonable means of ingress or egress to this property.

NOW THEREFORE BE IT RESOLVED:

1. That portions of three alleys lying south of Ferndale Boulevard, between N. Lindsay Street and Oakwood Street, as described above be abandoned pursuant to North Carolina G.S. 160A-299; and
2. That a copy of this resolution be filed in the Office of the Register of Deeds for Guilford County, North Carolina.

By order of the City Council,
this the 15th day of December, 2014
Lisa B. Vierling, City Clerk

NORTH CAROLINA'S INTERNATIONAL CITY™

City of High Point
Municipal Office Building
211 South Hamilton Street
High Point, NC 27261

Certification

I, Lisa B. Vierling, City Clerk of the City of High Point, North Carolina, do hereby certify that the foregoing is a true and accurate Resolution adopted by the City Council in official Session on December 15, 2014 and upon approval by City Council will be recorded in Book 89 of the Official Minute Books and Resolution Book XVIII of this City, under my care, custody and control. As of this date, action to adopt said Resolution has not been amended, rescinded or repealed and is in full force and effect.

WITNESS my hand and the Corporate Seal of the City of High Point, the 6th day of January, 2015.

Lisa B. Vierling, City Clerk

ACKNOWLEDGEMENT

I, Cynthia C. Duncan-Smith, a Notary Public of said County and State, do hereby certify that Lisa B. Vierling is known to me as City Clerk of the City of High Point; that this person personally appeared before me this date; and, upon authority duly given and as an act of said City, issued and executed the foregoing Certification.

WITNESS my hand and official Notarial Seal, this 6th day of January, 2015.

Cynthia C. Duncan-Smith, Notary Public

CYNTHIA C. DUNCAN-SMITH
NOTARY PUBLIC
GUILFORD COUNTY, NC

Commission Expires: 1/18/2020

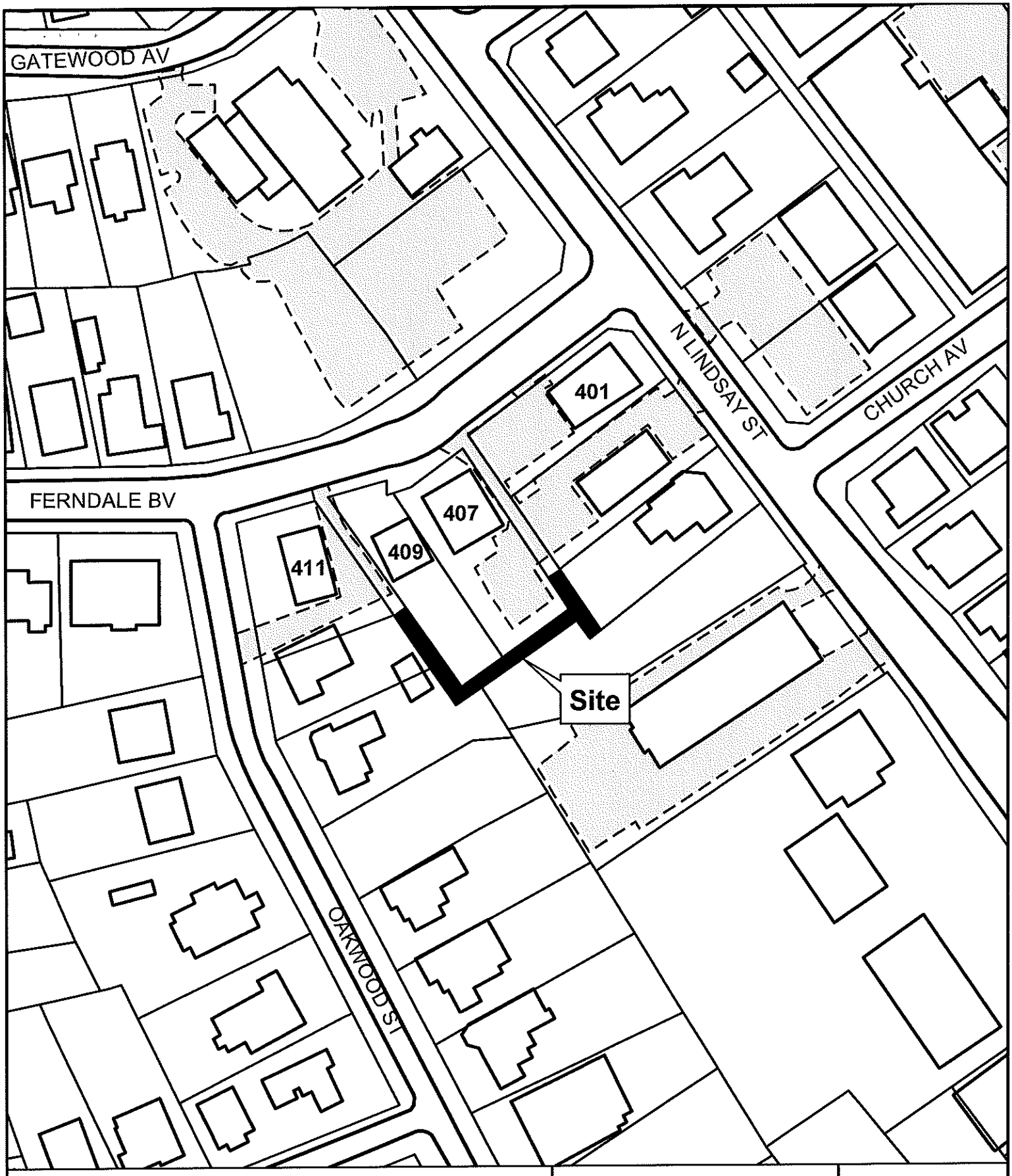

STREET ABANDONMENT REQUEST SA14-09

Applicant: City of High Point
Area: 0.06 acres

Location of requested street abandonment

Department of Planning and Development

City of High Point

Date: January 6, 2015

N

Scale: 1"=100'
G:/Planning/Secure/ba-pz/2014/pz/sa14-09-R.mxd

HIGH POINT CITY COUNCIL
December 8, 2014 – 5:30 P.M.
COUNCIL CHAMBERS – HIGH POINT MUNICIPAL BUILDING

MINUTES

ROLL CALL, PRAYER, AND PLEDGE OF ALLEGIANCE

Upon call of the roll, the following Council Members were present. Council Member Mendenhall offered the invocation; the Pledge of Allegiance followed.

Present: Mayor James C. Davis (Ward 5), Council Member Rebecca R. Smothers (At-Large), Council Member Britt Moore (At-Large); Council Member Jeffrey Golden (Ward 1), Council Member Foster Douglas (Ward 2); Council Member Judith P. Mendenhall (Ward 3); and Council Member Jay Wagner (Ward 4); and Council Member Jason Ewing (Ward 6)

REGULAR AGENDA ITEMS

140371 **Budget Ordinance Amendment - Meredith Street Apartment Demolition**

Council is requested to adopt an ordinance amending the 2014-2015 Budget Ordinance to appropriate funds in the amount of $55,600 for the demolition of the Meredith Street Apartments.

Adopted an Ordinance Amending the 2014-2015 Budget Ordinance to appropriate funds for demolition of the Meredith Street Apartments.

A motion was made by Council Member Moore, seconded by Council Member Mendenhall, that the Ordinance be adopted amending the 2014-2015 Budget to appropriate funds in the amount of $55,600 for the demolition of the Meredith Street Apartments. The motion PASSED by an 8-0 unanimous vote.

APPROVAL OF THE MINUTES OF PREVIOUS MEETINGS

140372 **Minutes to be Approved**

Regular Council Meeting - Monday, November 17th @ 5:30 p.m.
Special Meeting - Tuesday, November 25th @ 4:00 p.m.

Approved the preceding minutes as submitted.

A motion was made by Council Member Smothers, seconded by Council Member Mendenhall, that the preceding minutes be approved. The motion PASSED by an 8-0 unanimous vote.

140373 Approval of Closed Session Meetings

Closed Session Minutes to be Unsealed/Approved
December 17, 2012
December 20, 2012
July 15, 2013
August 5, 2013
September 5, 2013
October 7, 2013
October 21, 2013
March 17, 2014
April 7, 2014
May 5, 2014
June 5, 2014
July 21, 2014
September 15, 2014
October 2, 2014

Upon motion duly made by Council Member Moore and second by Council Member Wagner the preceding Closed Session Minutes were unsealed and unanimously approved.

Closed Session Minutes to be Approved (Permanently Sealed)
February 17, 2014
February 27, 2014
March 3, 2014
March 17, 2014
April 3, 2014
April 21, 2014
May 5, 2014
June 10, 2014
July 21, 2014
August 15, 2014
October 6, 2014
October 16, 2014
November 3, 2014
November 25, 2014

Upon motion duly made by Council Member Moore and second by Council Member Douglas, the preceding Closed Session Minutes were permanently sealed and unanimously approved.

Closed Session Minutes to be Approved (but to remain sealed at this time as to not frustrate the purpose)
October 1, 2012
October 15, 2012
December 17, 2012
October 6, 2014
November 3, 2014

Upon motion duly made by Council Member Smothers and second by Council Member Mendenhall, the preceding Closed Session Minutes were unanimously approved, but remain sealed at this time as to not frustrate the purpose.

MISCELLANEOUS

140400 **Memorandum of Agreement- Gregory William Demko City Manager**

Consideration of a Memorandum of Agreement between the City of High Point and newly appointed City Manager Gregory William Demko.

Motion by Council Member Smothers, seconded by Council Member Mendenhall to suspend the rules so this matter could be placed on tonight's agenda for consideration. The motion carried unanimously.

Approved the Memorandum of Agreement between the City of High Point and Gregory William Demko, City Manager.

A motion was made by Council Member Smothers, seconded by Council Member Mendenhall, to approve the Memorandum of Agreement between the City of High Point and Gregory William Demko, City Manager.

140401 **Reappointment to Welfare Reform Liaison Project Board of Directors**

Consideration of the reappointment of Sandra Hayes-Dunn to the Welfare Reform Liaison Project Board of Directors.

Motion by Council Member Smothers, seconded by Council Member Mendenhall to suspend the rules so this matter could be placed on tonight's agenda for consideration. The motion carried unanimously.

Council Member Ewing is recommending the reappointment of Sandra Hayes-Dunn to the Welfare Reform Liaison Project Board of Directors. He explained that Ms. Hayes-Dunn was initially filling an unexpired term, which expired at the end of November, 2014.

A motion was made by Council Member Ewing, seconded by Council Member Mendenhall, that this reappointment be approved. The motion passed by an 8-0 unanimous vote.

Presentation of Resolutions of Appreciation and Keys to the City

Mayor Davis presented Resolutions of Appreciation, which were read into the record, to Outgoing Council Members Britt Moore, Foster Douglas, Judith P. Mendenhall and Rebecca R. Smothers. He then presented Keys to the City to Council Members Mendenhall and Smothers. Following the presentations, he read the following statement into the record.

"*As the Mayor, I get to make an executive decision every once in a while. This was an executive decision. I've asked you two back up because I want you to know how much we appreciate your service and dedication to our city. To me, personally, you have been instrumental in my growth and maturity as a member on Council. You are my and others*

mentors. Your presence will be greatly missed at the dais and the committee meetings. I wanted to do something special to recognize your service to make our city the community that we all love. Becky once told me that you have to have a certain passion to do this job. There's no one more passionate for our city than you two. So what do we do to recognize and honor your dedication to our city? Do we make resolutions? Do we dedicate days in your honor? Do we name buildings? You already have all the above. [laughter] And as mayors, you gave keys to the city to people who have made our community grow and prosper in recognition of their efforts. I can't think of anyone more deserving than Becky Smothers and Judy Mendenhall. You have never found a door that you couldn't unlock. On behalf of the citizens of High Point and the High Point City Council, I'd like to present each of you your own personal key to our city. Thank you for your service." [applause]

Remarks from Outgoing City Council Members

Mayor Davis then asked for the outgoing Council Members to share some closing remarks.

***Council Member Moore**: It's been a true honor and a privilege to serve my home town. A town, like many of you, that I love very much. I owe a great deal of thanks and gratitude to my supporters. I ran three times and was able to come out twice. If I could have done that like I dreamed of as a boy in the major leagues I'd be making about $25 million a year right now. But I want to give a great deal of thanks to the staff, the Members of Council that were in front of me, that helped teach me and bring me along. I have learned a great deal. Hopefully I've done some good along the way and I couldn't be more proud to have served.*

We recently had a meeting that I attended at the Nussbaum Center. It's no shock to any of you how I feel about domestic manufacturing and local support, those kinds of things. I think they transcend a lot of what we do on this Council into the day-to-day lives. But the Nussbaum Center was over teaching us about why they started their program years back. And we were trying if it could be something, it may very well be something that can be good for us, an incubator type system. But as they were talking about it, I found it interesting, as he talked about the buildings that were becoming vacant, and the blight and decline that they were seeing in Greensboro, what they were trying to do and accomplish. And after he shared with us what they have accomplished to this point, which is good. I found it interesting and I couldn't help myself, I've told this Council and said several times I know I have the right to remain silent, I just don't always have the ability. So, my comment to him was, are we actually trying to replace what we let go? And his short answer back to me was: Yeah, that's pretty much what we're trying to do.

So, I wish this new Council nothing but the best of success. I will do all I can, whatever that may be, to support them. I congratulate each of them on their win. I don't think that our challenges can be fixed from this dais, but I'm confident in the leadership that's coming on board and with our participation as citizens I don't think there's anything we cannot do. So, thank you for the opportunity to serve, thank you staff, thank you Randy for your leadership. And it's just been a real pleasure, thank you very much. [applause]

***Council Member Mendenhall**: I have to start out by saying there has been a lot said and written about this Council and they fact that we were divided and didn't get along. I think if you take the time to go back and look at the minutes and look at the votes that were taken you'll find that this Council actually did get along very well. I've served on a lot of Councils and I don't know that I've served on any Council that was unanimous in all its decisions, nor would the citizens of High Point expect nor want that. But I feel strongly that this Council accomplished a great deal under some difficult circumstances at times.*

Those of us who live in a community, or even in a neighborhood, are never going to agree on everything, that's a given. I think that the people in this City care very deeply, whether they live in the northern part of the City or the southern part of the City, about our community and want the best for their neighborhoods and themselves. And I think that this Council, in its wisdom, tried to do what it felt, as a body, was in the best interest of this City.

We are blessed with a great staff here. I have never worked with folks who cared more about the City and wanted to do what was right than our staff. And I think that we all owe them a debt of gratitude for the time that they put in and the efforts that they give. They got a lot of emails from me because the people in Ward 3 had a lot of issues and Alyce is going to find that out. And they never failed to respond as quickly as they possibly could and those residents and I appreciated that fact.

I have been blessed with opportunities to serve this community in many ways because I'm old and I've lived here since 1960 and I've just been around. And I am very grateful for the opportunities I have had to be a part of the life of this community. At my advanced age I am also look forward to chilling a little bit. I'm not sure my duplicate bridge partner even voted for me because I think she wanted me to be able to spend more time at the card table with her. There were a lot of Tuesday afternoons when I was looking at my watch saying, I've got to be at Becky's committee in about five minutes, we better hurry up. And I was always late.

But I truly have enjoyed these last two years. It has been fun for me to be recycled and I'm very proud of what this Council has done. I'm also very proud of those who have been elected and reelected to serve this community in the coming three years. I know that there are challenges that they will face and they will need all the wisdom that God can give them to make good decisions on behalf of this City. But I am sure that wisdom will come and they will do that. And I am certainly not planning to leave. Now you can't call me in the afternoons and expect to find me at home. But if you need me, call me in the morning or at night. And if Carolina is not playing basketball I'll be happy to talk to you.

Otherwise, I do appreciate the fact that I have had another opportunity to serve. I wish those of you who are continuing Godspeed on your journey. And thank you all, thank the people who have supported me over the years, and thank God for the opportunities and blessings I have been given. Thank you. [applause]

***Council Member Douglas**: I would like to thank everyone. It's been an honor and a privilege to have served the City of High Point. We've, like Miss Mendenhall stated, we've had some tough times but we've always weathered through it. We were more united than a lot of people thought that we were. And really, without the leadership of certain people that knows the City like the back of their hand like Miss Smothers here, that made it a whole lot easier, I'll tell you.*

And it's really been a privilege serving with my colleagues here. Mr. Moore, Mr. Made in America, I admire that, state and national level.

Ms. Mendenhall, it's been like, you know when you came back you had more energy that anybody I've ever seen.

And Mr. Jeff Golden is a voice of reason. Jeff would always say, "Well now, I don't know. You ought to think about what they might be thinking." I would say "Okay."

And you, Mr. Mayor, penny pincher….Got to ease up a little bit.

And Becky, there's not enough words to talk about or even mention the wisdom that you brought to the Council in itself. You know a lot of times I didn't agree with you, but I had to admire and to respect

the way you were able to maneuver politically and get things done. I mean really, you all just don't know.

And Jay. Jay always wore two hats. We would be in a meeting and it would seem like he would have to turn one of them around and speak from an attorney's perspective. Then he'd flip it back around and say "Well, I think I might could go for that."

And Jason, Mr. Analytical, he breaks everything down.

With all that being said, it's really been a pleasure serving with you guys and I wish you guys all the best. You know, with all being said and done, it's really been a good group. A lot of attitudes were getting thrown around every now and then, but overall we accomplished a lot of things and I really appreciate everyone that supported us. It wasn't always easy, but we got it done. Thank you. [applause]

***Council Member Smothers**: It's always a pleasure to be sitting here with a group that likes you. And this is a friendly crowd tonight, believe me we've had standing room only that didn't particularly like us. Most of you all out there though are just hoping we'll hurry up and shut up and we can get on with the fun part that comes next.*

But I would like to, number one, recognize my younger son, who's in the back. I think he was deputized by the family to make dad gone sure she really is going to quit this time. So he can go home and say "Uh huh."

There's been so much said tonight that I totally agree with, particularly in regard to the competency of this Council and some of the issues that we faced that were not easy. And some of those were internal and leadership was at question many times. But I think that when you look at overall our record it was, it's one that we can be proud of and certainly one that this City benefited from.

I give a special thanks to not only the City staff now, but the ones the ones that I've worked with over the years. Which Mayor Davis was so nice to point out how long it was. But it's been a large part of my life and one that certainly has been very meaningful. I've been very grateful for the support I have received. I had told Alice Moore, I wasn't going to tell this but I am anyway, we had an opportunity, Judy drove, Greg Demko is a brave man, he rode around with Judy driving and me giving the directions where to go. And Jim and Jason kind of clinging in the back seat as we toured High Point to show him our town. And fortunately, Judy and I have over the years seen so much of that growth and that expansion and that is something that we're very pleased to have been part of.

But as I look at the pictures on the wall, and Foster nicely pointed out one day how far back mine went, all I can say is having worked with five Mayors, because I count Mayor Davis as a real Mayor. I called him "Baby Mayor" for about two months but he's a real Mayor and he's got big shoes and Bencini you're going to be challenged to fill them. And three Managers and several interim City Managers in the whole thing. I figure for every thousand people that we've added since I first came on Council I have gained one pound.

So, I thank you. [applause]

ADJOURNMENT

There being no further business to come before the Council, the meeting adjourned at 6:05 p.m. upon motion duly made by Council Member Mendenhall and second by Council Member Douglas.

The Installation Ceremony and Organizational Meeting of the 2014-2017 High Point City Council immediately followed the adjournment of this meeting.

Respectfully Submitted,

_____
James C. Davis, Mayor

Attest:

_____
Lisa B. Vierling, MMC
City Clerk

RESOLUTION TO ACCEPT THE DONATION OF REAL PROPERTY FROM CHARLES N. MYERS AND BARBARA B. MYERS TO THE CITY

WHEREAS, Charles N. Myers and Barbara M. Myers desire to donate to the City of High Point two vacant lots (1018 and 1022 E. Green Drive) and one lot that contains a two story structure (1024 E. Green Drive) located at the intersection of E. Green Drive and Cable Street, which lots are more particularly described in Deed Book 7182 at Page 533 Guilford County Registry ("Property").

WHEREAS, such donation is being contributed to assist the City to enhance one of its entrances to the City's downtown; and

WHEREAS, the High Point City Council finds that it is appropriate to accept said donation upon the terms and conditions offered.

NOW, THEREFORE, BE IT RESOLVED BY THE HIGH POINT CITY COUNCIL AS FOLLOWS:

The donation of Property by Charles N. Myers and Barbara B. Myers is hereby accepted contingent upon the City being able to obtain proper title insurance on said Property.

Adopted this the 15th day of December, 2014

Lisa Vierling, MMC
City Clerk

Mayor William S. Bencini, Jr.

CITY OF HIGH POINT
AGENDA ITEM

Title: Contract Award 2014-004 Fire Training Center Improvements (Bid 14-120314)

From: Keith Pugh, Engineering Services

Public Hearing: N/A

Attachments: Formal Bid Recommendation
Site Map

Meeting Date: December 15, 2014
Advertising Date: November 9, 2014
Advertised By: Purchasing Division

PURPOSE:
The City of High Point is working to complete training tower and site improvements at the Fire Training Center. Council is asked to approve contract 2014-004 for Fire Training Center Improvements. This contract will allow us to complete the site improvements associated with the new fire training tower.

BACKGROUND:
On Wednesday, December 3, 2014 the City of High Point received and opened bids for Contract ENG-2014-004, Fire Training Center Improvements. We received seven bids:

Digger Enterprises, Inc.	$286,903.00	W.C. Construction	$399,918.00
Little Mountain Builders	$294,602.58	Triangle Grading & Paving	$496,091.00
S & S Building & Development	$307,069.25	Rifenburg Construction	$543,614.00
D.H. Griffin Infrastructure	$351,608.00		

Bids were originally opened on October 28, 2014. However, the bids exceeded our available funds so we modified the bid package and scope of work to reduce the project cost. The availability date of this contract is immediately upon contract execution. The completion date for the contract work is April 1, 2015.

The purpose of this contract is to complete site improvements associated with the new fire training tower. This includes removing and replacing the concrete and asphalt apron around the training tower, extending the parking lot to the lower office area and remove and replace the broken curb and gutter. This contract contains an extension clause that allows the City to extend this contract up to 100 percent beyond the original contract amount.

BUDGET IMPACT:
Funding is available in: 411350 533701 411001009605 40201

RECOMMENDATION / ACTION REQUESTED:
The Engineering Services Department recommends and asks the Council to approve this contract award to Digger Enterprises, Inc. as the lowest responsive bidder at the bid amount of $286,903.00.

NORTH CAROLINA'S INTERNATIONAL CITY™

FORMAL BID RECOMMENDATION
REQUEST FOR COUNCIL APPROVAL

DEPARTMENT: Engineering Services

COUNCIL AGENDA DATE: December 15, 2014

BID NO.: 14-120314 CONTRACT NO.: 2014-004 DATE OPENED: Dec 3, 2014

DESCRIPTION:

Fire Training Center Site Improvements

PURPOSE:

The purpose of this contract is to complete site improvements associated with the new fire training tower. This includes removing and replacing the concrete and asphalt apron around the training tower, extending the parking lot to the lower office area and remove and replace the broken curb and gutter.

COMMENTS:

Bids were originally opened on October 28, 2014. However, the bids exceeded our available funds so we modified the bid package and scope of work to reduce the project cost. The availability date of this contract is immediately upon contract execution. The completion date for the contract work is April 1, 2015.

RECOMMEND AWARD TO: Digger Enterprises, Inc. AMOUNT: $286,903.00

JUSTIFICATION:

Will complete site improvements associated with the 2014 2/3 bond issue.

ACCOUNTING UNIT	ACCOUNT	ACTIVITY	CATEGORY	BUDGETED AMOUNT
411350	533701	411001009605	40201	$286,903.00
TOTAL BUDGETED AMOUNT				$286,903.00

DEPARTMENT HEAD: B.K. Pugh Digitally signed by B.K. Pugh DN: cn=B.K. Pugh, o=City of High Point, ou=Engineering Services, email=keith.pugh@highpointnc.gov, c=US Date: 2014.12.05 16:48:36 -05'00' DATE: Dec 5, 2014

The Purchasing Division concurs with recommendation submitted by the Engineering Services and recommends award to the lowest responsible, responsive bidder Digger Enterprises in the amount of $ 286,903.00.

PURCHASING MANAGER: Tarinda Chappell Digitally signed by Tarinda Chappell DN: cn=Tarinda Chappell, o=City of High Point, ou=Purchasing, email=tarinda.chappell@highpoint.gov, c=US Date: 2014.12.08 08:46:58 -05'00' DATE: Dec 8, 2014

Approved for Submission to Council
FINANCIAL SERVICES DIRECTOR: Jeffrey A. Moore Digitally signed by Jeffrey A. Moore DN: cn=Jeffrey A. Moore, o=City of High Point, NC, ou=Financial Services Director, email=jeff.moore@highpointnc.gov, c=US Date: 2014.12.08 09:02:58 -05'00' DATE: Dec 8, 2014

CITY MANAGER: Randy E. McCaslin Digitally signed by Randy E. McCaslin DN: cn=Randy E. McCaslin, o, ou, email=randy.mccaslin@highpointnc.gov, c=US Date: 2014.12.08 11:26:58 -05'00' DATE: Dec 8, 2014

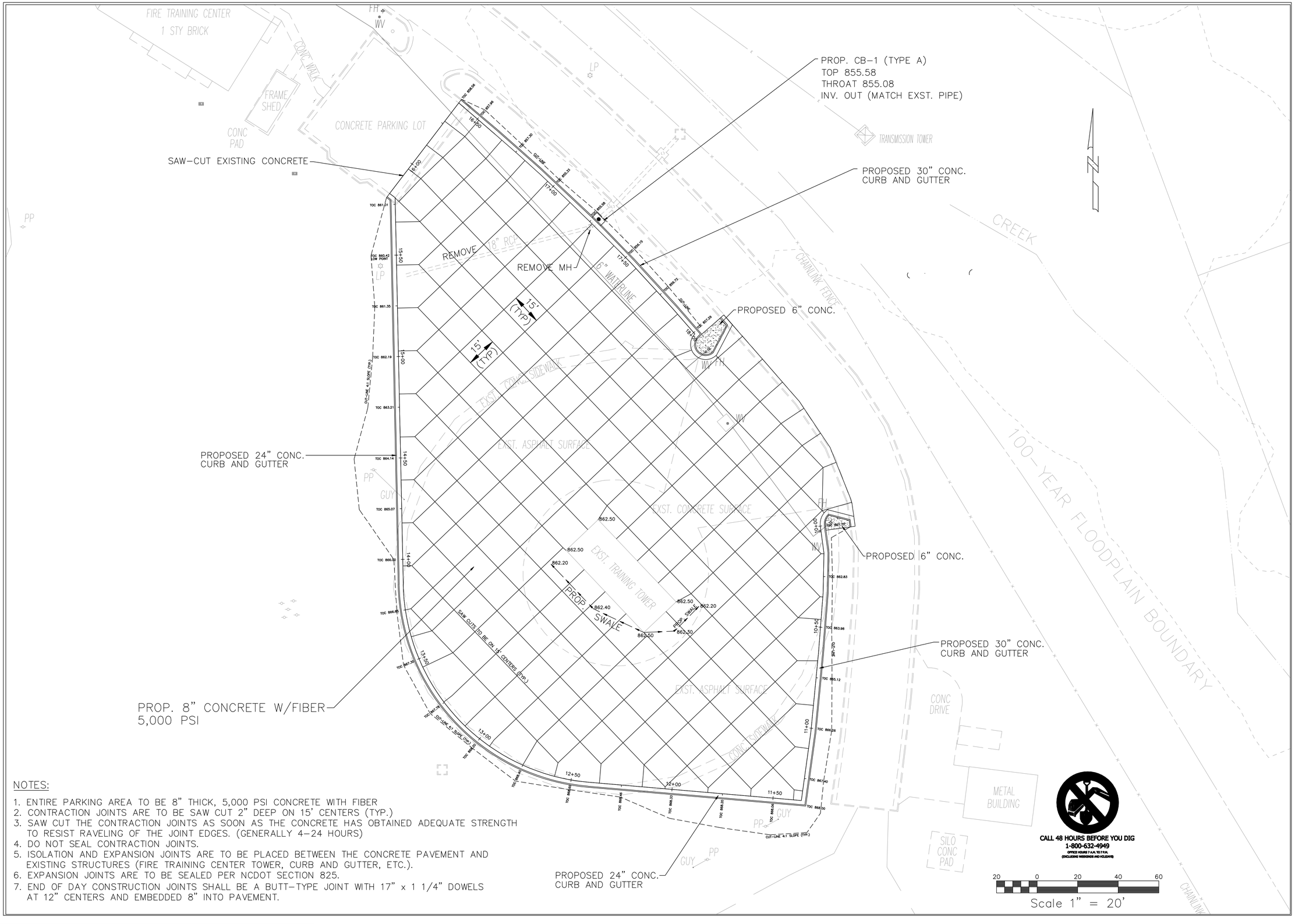

NOTES:

1. ENTIRE PARKING AREA TO BE 8" THICK, 5,000 PSI CONCRETE WITH FIBER
2. CONTRACTION JOINTS ARE TO BE SAW CUT 2" DEEP ON 15' CENTERS (TYP.)
3. SAW CUT THE CONTRACTION JOINTS AS SOON AS THE CONCRETE HAS OBTAINED ADEQUATE STRENGTH TO RESIST RAVELING OF THE JOINT EDGES. (GENERALLY 4–24 HOURS)
4. DO NOT SEAL CONTRACTION JOINTS.
5. ISOLATION AND EXPANSION JOINTS ARE TO BE PLACED BETWEEN THE CONCRETE PAVEMENT AND EXISTING STRUCTURES (FIRE TRAINING CENTER TOWER, CURB AND GUTTER, ETC.).
6. EXPANSION JOINTS ARE TO BE SEALED PER NCDOT SECTION 825.
7. END OF DAY CONSTRUCTION JOINTS SHALL BE A BUTT–TYPE JOINT WITH 17" x 1 1/4" DOWELS AT 12" CENTERS AND EMBEDDED 8" INTO PAVEMENT.

CITY OF HIGH POINT
ENGINEERING SERVICES
DEPARTMENT
211 S. HAMILTON STREET
P.O. BOX 230
HIGH POINT, N.C. 27261
TELEPHONE (336) 883-3194
FAX (336) 883-4118

NORTH CAROLINA PROFESSIONAL SEAL 29950 ENGINEER TODD A. KUNKEL

JOB NO:	ENG 2014-004
DATE	AUGUST 2014
DESIGNED	TAK
DRAWN	TAK
CHECKED	CAH
SCALE	1" = 20' HORIZ. 1"=4' VERT.

REV.	DATE	DESCRIPTION	BY

PARKING LOT

FIRE TRAINING CENTER

1035 W. WARD AVENUE

PARKING LOT IMPROVEMENTS

HIGH POINT – GUILFORD COUNTY – N.C.

SHEET NO.

1

CITY OF HIGH POINT
AGENDA ITEM

Title: **Street Abandonment Case 14-08 (SA14-08)**
(Cedrow Drive)

From: Lee Burnette, Planning & Development Director

Meeting Date: December 15, 2014

Public Hearing: Yes

Advertising Date: November 21 & 28, 2014 and December 5 & 12, 2014

Advertised By: Planning & Development

Attachments:
A. Planning and Zoning Commission Recommendation
B. Staff Report
C. Resolution of Abandonment

PURPOSE:
A request by the Technical Review Committee to abandon 17 feet of excess right-of-way lying along the north side of Cedrow Drive, between Runyon Drive and Twain Avenue.

BACKGROUND:
Staff report and the Planning & Zoning Commission's recommendation is enclosed.

BUDGET IMPACT:
There is no budget impact.

RECOMMENDATION / ACTION REQUESTED:

A. On November 11, 2014, a public hearing was held before the Planning and Zoning Commission regarding-SA14-08. The Planning & Zoning Commission recommended ***approval*** of SA14-08 by a vote of 6-0.

B. Staff recommends ***approval*** of SA14-08 as outlined in the attached staff report.

PLANNING AND ZONING COMMISSION RECOMMENDATION

City of High Point **Street Abandonment SA 14-08**

At its November 11, 2014 public hearing, the Planning and Zoning Commission reviewed Street Abandonment Case 14-08 (SA14-08). All members of the Commission were present except for Mr. John McKenzie. Mr. Herbert Shannon, Senior Planner, presented SA14-08 and recommended approval of the request as outlined in the staff report.

No one spoke in opposition of the request.

Speaking neither in favor of nor in opposition was Ms. Angelica Green, 1801 Cedrow Drive. She questioned if this request would raise her property taxes and why her neighbor's property, Ms. Sharon Green, 1803 Cedrow Drive was not included in this request.

Mr. Shannon and Mr. Lee Burnette, Director, addressed her questions. They stated that staff is unaware if there would be any impact on Ms. Green's property taxes with the addition of this excess right-of-way to her lot. As to her neighbor's property, staff stated it was part of a separated recorded subdivision that did not include the dedication of additional right-of-way along Cedrow Drive, thus it was not included in this street abandonment application.

The Planning & Zoning Commission recommended ***approval*** of Street Abandonment Case 14-08, as recommend by staff, by a vote of 6-0.

CITY OF HIGH POINT
PLANNING AND DEVELOPMENT DEPARTMENT

STAFF REPORT
STREET ABANDONMENT CASE 14-08
November 11, 2014

Request	
Applicant: City of High Point Technical Review Committee	**Proposal:** To abandon 17 feet of excess right-of-way lying along the north side of Cedrow Drive, between Runyon Drive and Twain Avenue.

Adjacent Streets		
Name:	**Classification:**	**Right-of-Way and Pavement Width:**
Cedrow Drive	Collector Street	80-foot wide right-of-way 30-foot (+/-) wide paving with curb & gutters on north side and drainage swales on south side of ROW.

Adjacent Property Zoning and Current Land Use		
North	Residential Single Family-9 (RS-9) District	Single family dwellings
East	Residential Single Family-9 (RS-9) District	Single family dwellings
South	Residential Single Family-9 (RS-9) District	Single family dwellings and Public Park *(lying along the south side of Cedrow Drive)*
West	Residential Single Family-9 (RS-9) District	Single family dwelling and church

Analysis

The City of High Point Technical Review Committee (TRC) is requesting to abandon excess right-of-way (ROW) lying along the north side of Cedrow Drive, between Runyon Drive and Twain Avenue. Land adjacent to Cedrow Drive on the north side was subdivided in February 1962 on a map entitled "Eastwood – High Point Township – Guilford County, NC". The recorded map of the Eastwood subdivision included the dedication of an additional 20 feet of ROW for future street widening along the north side of Cedrow Drive. The intent was to eventually establish a 100-foot wide ROW for a future multi-lane roadway.

However, when adjacent subdivisions were approved in the mid 1960's, 1970's and 1990's, no additional ROW dedication was required. This left the Eastwood development with 20 feet of excess ROW along its Cedrow Drive frontage for a distance of approximately 1,740 feet. With the recent extension of N. Pendleton Street to Cedrow Drive, the widening of E. Kivett Dive from Brentwood Street to Business-85, and the interconnected street network of the surrounding residential developments there are no plans to widen Cedrow Drive. Therefore, staff is recommending this excess ROW be abandoned. If approved, the excess ROW will be added to the abutting parcels along this north side of Cedrow Drive by extending existing lot lines to the new ROW line.

Based on the recommendation of the Public Service Department, the excess ROW is to be abandoned 10 feet from the back of curb. This equates to 17 feet of excess ROW proposed for abandonment and will place the new ROW line approximately three feet behind the newly installed sidewalk on this section of Cedrow Drive.

Early notices to obtain input from abutting property owners were mailed out on August 21, 2014. In addition, regular mailed notice for the public hearing to abutting property owners, notice placed in the High Point Enterprise and the posting of signs at the ROW to be abandoned were also performed per requirements. To date, staff has received no objections from the abutting property owners.

Findings & Recommendations

The Technical Review Committee (TRC) reviewed this request on August 20, 2014 and identified no concerns related to the abandonment of this right-of-way. However, the Public Service Department and Electric Department have identified a City sewer line, a stormwater line and electrical lines that cross portions of the area to be abandoned where easements must be retained.

This abandonment of the public's interest and conveyance of the right-of-way to the abutting property owners, as provided by state statutes, is found not to be contrary to the public's interest and is found not to deprive owners in the vicinity of the right-of-way reasonable means of ingress and egress to their property.

The Planning and Development Department recommends approval of the request to abandon 17 feet of excess ROW along the north side of Cedrow Drive, from the western property line of 401 Runyon Drive to the northeast property line of 1801 Cedrow Drive, as shown on the attached map. This recommendation includes the retention of the following easements as they would affect the abandoned ROW:

1) Retention of a 20-foot wide sanitary sewer easement centered over existing sewer lines;
2) Retention of a 20-foot wide stormwater easement centered over existing stormwater lines; and
3) Retention of a 20-foot wide electrical easement centered over all existing electrical distribution lines.

Report Preparation

This report was prepared by Planning and Development Department staff member Herbert Shannon Jr. AICP, Senior Planner, and reviewed by Robert Robbins AICP, Development Services Administrator and Lee Burnette AICP, Director.

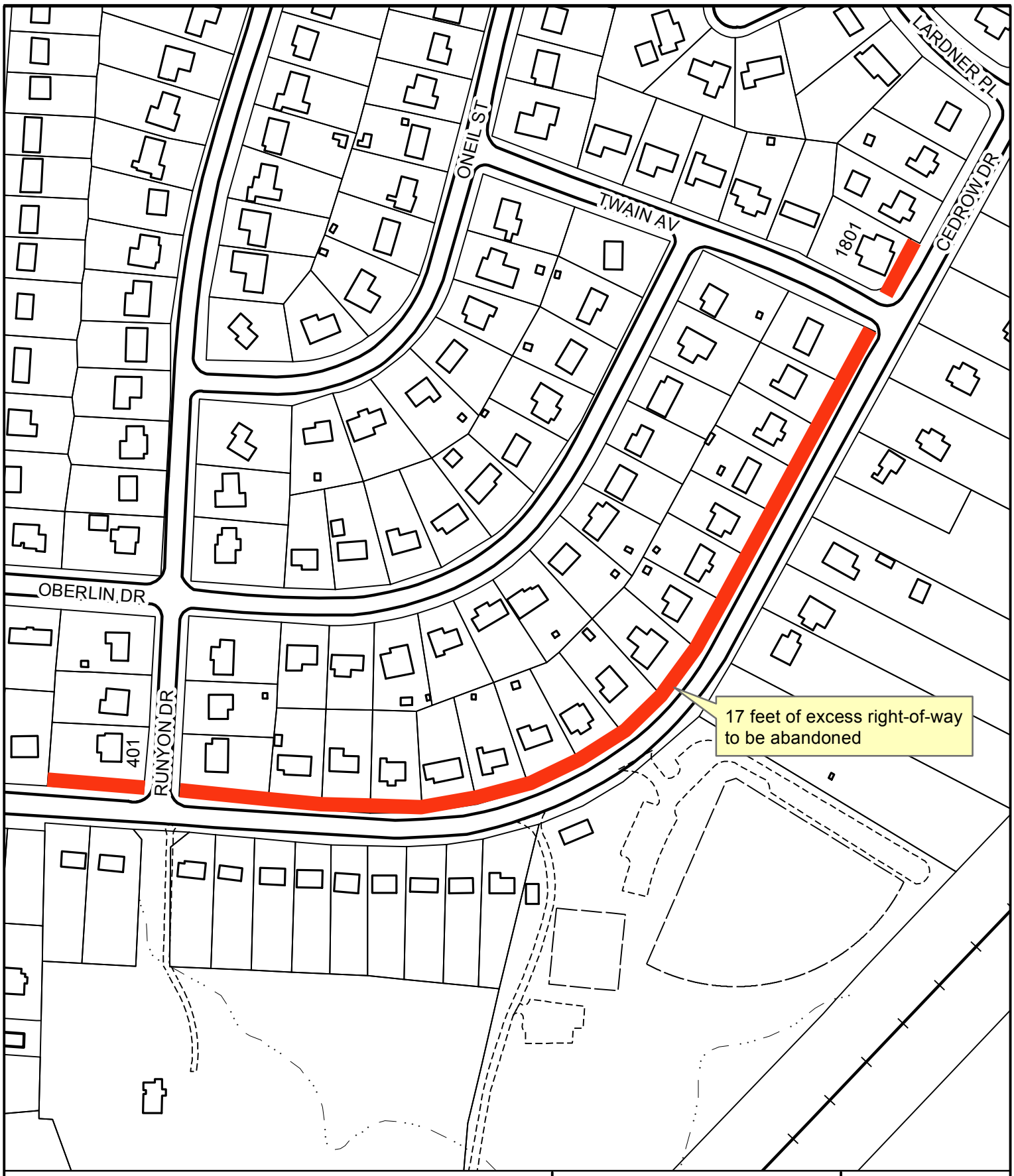

STREET ABANDONMENT REQUEST SA14-08

Applicant: City of High Point

Area: 0.72 acre

Location of requested street abandonment

Previously abandoned right-of-ways

Department of Planning and Development

City of High Point

Date: November 4, 2014

N

Scale: 1"=200'

G:/Planning/Secure/ba-pz/2014/pz/sa14-08.mxd

Attachments: Photographs (July 2014) and Aerial (February, 2010)

Looking east from the intersection of Runyon Drive and Cedrow Drive

Looking east along Cedrow Drive

Looking west along Cedrow Drive

Looking west from the intersection of Twain Avenue and Cedrow Drive

STREET ABANDONMENT REQUEST SA14-08

Applicant: City of High Point

Area: 0.72 acre

Location of requested street abandonment

Previously abandoned right-of-ways

Department of Planning and Development

City of High Point

Date: October 27, 2014

N

Scale: 1"=200'

G:/Planning/Secure/ba-pz/2014/pz/sa14-08photo.mxd

Return to: Joanne Carlyle, City Attorney
City of High Point
P.O. Box 230
High Point, NC 27261
Resolution No. xxxx / xx

RESOLUTION

BE IT RESOLVED BY THE CITY COUNCIL OF THE CITY OF HIGH POINT, IN A REGULAR MEETING ASSEMBLED ON THE 15th DAY OF DECEMBER, 2014 AT 6:15 P.M. IN THE COUNCIL CHAMBERS OF THE MUNICIPAL BUILDING, HIGH POINT, NORTH CAROLINA:

Street Abandonment Case 14-08
(abandonment of excess right-of-way along the north side of Cedrow Drive)

WHEREAS, The Technical Review Committee has petitioned the City Council of the City of High Point to permanently abandon (close) excess right-of-way lying along the north side of Cedrow Drive, between Runyon Drive and Twain Avenue. This excess right-of-way is lying along the north side of Cedrow Drive from the western property line of Guilford County Tax Parcel 0195273 (401 Runyon Drive) to the northern property line of Guilford County Tax Parcel 0195217 (1801 Cedrow Drive), and more specifically described as follows:

Part A:
Beginning at a point on the existing northern right-of-way line of Cedrow Drive, said point also being located at Project Centerline Station 40+44.57, 28.20' left as depicted on sheet #6 of project drawing "P00298" on file with the City of High Point Engineering Services Department. Thence from said point N 06°28'30" E (16.07') to the south-west property corner of lot #54 as shown in **(PB 31 PG 87)** in the Office of the Register of Deeds of Guilford County, North Carolina; thence N 82°47' W (119.77') to a curve with a radius of 20' and an arc of 31.67' to a property

corner located on the eastern property line; thence S 06°28’30” W (16.66’) along the new right-of-way line to a point being the new northern right-of-way of Cedrow Drive; thence south-westerly along the new right-of-way line (28.07’) to a point located on the new northern right-of-way line of Cedrow Drive; thence N 82°47’ W (120.02’) along the new northern right-of-way line of Cedrow Drive to the point of **beginning;** the above new described area encompasses 2,164 square feet of land.

Part B:

Beginning at an existing point on the western property line of lot #18 as shown in **(PB 31 PG 87)** in the Office of the Register of Deeds of Guilford County, North Carolina; thence along a curve with a radius of 20’ and an arc of 31.15’ to a point located along the existing southern property line of lot #18; thence S 82°47’ E (300.72’) to a point located along the property line in lot #15; thence S 85°47’ E (54.36’) along an arc; thence N 86°31’ E (85.10’) along an arc; thence N 77°07’E (84.83’) along an arc; thence N 67°43’ E (84.93’)along an arc; thence N 58°19’ E (85.03’)along an arc; thence N 48°55’E(85.09’)along an arc; thence N 39°31’E (84.92’) along an arc; thence S 35°19’W (24.14’) to a point located on the eastern property line of lot #8; thence continuing S 32°09’W (524.70’); thence along a curve with a radius of 20’ and an arc of 32.21’ to a point located on the existing northern property line of lot #2; thence S 60°08’E (17.16’)along the new right-of-way line to a point; thence south-east (27.72’) along the new right-of-way line to a point located on the new northern right-of-way line of Cedrow Drive; thence westerly (1,433.28’) along the new northern right-of-way line which parallels the property frontage of lots #2-#18 with an offset of (16.27’)to a point; thence north westerly along the new right-of-way line (28.47’) to a point located on the eastern right-of-way line of Runyon Drive; thence N 06°28’30” E (16.01’) to the point of beginning; the above new described area encompasses 23,612 square feet of land.

Part C:

Beginning at the south-eastern property corner of lot #1 as shown in **(PB 31 PG 87)** in the Office of the Register of Deeds of Guilford County, North Carolina; said point also being the existing eastern right-of-way line of Twain Avenue; thence following the property line along a curve with a radius of 20’ and an arc of 31.13’ to a point along the existing eastern property line of lot #1; thence N 32°09’ W (79.58’) to the north-east property corner; thence S 57°31’ E (15.95’) to a point located on the existing northern right-of-way line of Cedrow Drive; thence westerly along the new northern right-of-way line (79.32’) to a point; thence south-west (28.42’) along the new line to a point in the eastern right-of-way line of Twain Avenue; thence N 59°50’ W (15.24’) to the point of **beginning;** the above new described area encompasses 1,453 square feet of land.

WHEREAS, the petition has been duly filed with this Council in a Regular meeting assembled on the 17th day of November, 2014, at 5:30 p.m. setting the 15th day of November, 2014 at 6:15 p.m., in the Council Chambers of the Municipal Building, as the time and place for a public hearing before said Council on said petition, and public notice of said time and place was ordered given, all pursuant to North Carolina G.S. 160A-299; and

WHEREAS, due and proper notice of said hearing to be heard on the petition at this meeting of City Council was made by publication in the High Point Enterprise for four (4) consecutive weeks, beginning November 21 & 28, 2014 and December 5 & 12, 2014; and,

WHEREAS, the above entitled matter, pursuant to said resolution and notice was called for hearing before said Council at which time there was no objection or opposition offered on the part of any firm or corporation to abandon (closure) of all of the excess right-of-way along the north side of Cedrow Drive as previous described above; and

WHEREAS, it appearing to the satisfaction of this Council and the Council finds as a fact that the said right of way as herein described is not necessary for ingress and egress to any land adjoining said street; that the closing of said street is not contrary to the public interest and that no other individual, firm or corporation owning property in the vicinity of said street, or in the subdivision in which said street is located, will be deprived of reasonable means of ingress or egress to this property.

NOW THEREFORE BE IT RESOLVED:

1. That excess right-of-way lying along the north side of Cedrow Drive, from the western property line of Guilford County Tax Parcel 0195273 (401 Runyon Drive) to the northern property line of Guilford County Tax Parcel 0195217 (1801 Cedrow Drive), be abandoned pursuant to North Carolina G.S. 160A-299; and
2. That the City of High Point shall retain a 20-foot wide sanitary sewer easement centered over existing sewer lines within and crossing this right-of-way; and
3. That the City of High Point shall retain a 20-foot wide stormwater easement centered over all existing stormwater lines within and crossing this right-of-way; and
4. That the City of High Point shall retain a 20-foot wide electrical easement centered over all existing electrical distribution lines within and crossing this right-of-way; and
5. That a copy of this resolution be filed in the Office of the Register of Deeds for Guilford County, North Carolina.

By order of the City Council,
this the 15th day of December, 2014
Lisa B. Vierling, City Clerk

CITY OF HIGH POINT
AGENDA ITEM

Title: Contract Award 2014-007 Water, Sewer and Storm Improvements (Bid 17-120214)

From: Keith Pugh, Engineering Services

Public Hearing: N/A

Attachments: Formal Bid Recommendation
Vicinity maps

Meeting Date: December 15, 2014
Advertising Date: November 23, 2014
Advertised By: Purchasing Division

PURPOSE:
The City of High Point regularly evaluates, maintains, repairs and replaces portions of the city water, sewer and storm sewer system. The work contained in this contract is to replace obsolete portions of this system that are of such an age or condition that they have already failed or are likely to fail. Council is asked to approve contract 2014-007 for Water, Sewer and Storm Improvements.

BACKGROUND:
On Tuesday, December 9, 2014 the City of High Point received and opened bids for Contract ENG-2014-007, Water, Sewer and Storm Improvements. We received four bids:

Breece Enterprises, Inc.	$2,076,817.50
Triangle Grading & Paving, Inc.	$2,169,378.68
Yates Construction Company	$2,243,529.00
Jimmy R. Lynch & Sons	$2,937,731.20

The contract contains the following replacement projects:

Project	limits	bid amount	CHP estimate
Washington Street water	Centennial to Penn Griffin	$ 435,700.00	$ 500,665.00
East Kearns Avenue water	Cloverdale to Pershing	$ 760,160.00	$ 839,591.50
Tate Street water	Wise to Russell	$ 170,090.00	$ 216,504.00
	Total Water:	$1,365,950.00	$1,556,760.50
Washington Street sewer	Centennial to Penn Griffin	$ 367,980.00	$ 423,737.00
Sunset Drive sewer	Parkway to Sunset	$ 133,000.00	$ 158,222.00
	Total Sewer:	$ 500,980.00	$ 581,959.00
Sunset Drive storm	Parkway to Sunset	$ 209,887.50	$ 175,843.50
	Total Contract:	$2,076,817.50	$2,314,563.00

The purpose of this contract is to replace portions of our utility system that have failed or are likely to fail due to age, material or current condition. This contract has a clause stating that the contractor will place priority on the Washington Street water and sewer work so that the sidewalk and resurfacing work can take place in an expeditious manner. This contract contains an extension clause that allows the City to extend this contract up to 100 percent beyond the original contract amount. The availability date of this contract is immediately upon execution of the contract documents. The completion date for the contract work is November 1, 2015.

BUDGET IMPACT:
Funding is available in:

421779	533701	421001012805	40202	$1,365,950.00
421779	533701	421001010260	40212	$ 500,980.00
671732	533701	671001000305	40202	$ 209,887.50
			Total:	$2,076,817.50

RECOMMENDATION / ACTION REQUESTED:
The Engineering Services Department recommends and asks the Council to approve this contract award to Breece Enterprises as the lowest responsive bidder at the bid amount of $2,076,817.50.

NORTH CAROLINA'S INTERNATIONAL CITY

FORMAL BID RECOMMENDATION
REQUEST FOR COUNCIL APPROVAL

DEPARTMENT: Engineering Services

COUNCIL AGENDA DATE: December 15, 2014

BID NO.: 17-120214 CONTRACT NO.: ENG2014-007 DATE OPENED: Dec 9, 2014

DESCRIPTION:

General Water, Sewer and Storm Sewer Improvements. Contains Kearns Avenue water, Washington Street water and sewer, Sunset Drive sewer and storm, and Tate Street water.

PURPOSE:

Replace deteriorated/obsolete water, sewer and storm lines in the City of High Point system. The Washington Street projects are slated to be completed first to clear the way for the Washington Street Streetscape and resurfacing project.

COMMENTS:

4 bids received ranging from a low of $2,076,817.50 to $2,937,731.20.

RECOMMEND AWARD TO: Breece Enterprises, Inc. AMOUNT: $2,076,817.50

JUSTIFICATION:

Replacement of obsolete water and sewer mains in the city's system. Public Services budgets for line replacement in their Capital budget each year.

ACCOUNTING UNIT	ACCOUNT	ACTIVITY	CATEGORY	BUDGETED AMOUNT
421779	533701	421001012805	40202	$1,365,950.00
421779	533701	421001010260	40212	$500,980.00
671732	533701	671001000305	40202	$209,887.50
TOTAL BUDGETED AMOUNT				$2,076,817.50

DEPARTMENT HEAD: B.K. Pugh Digitally signed by B.K. Pugh DN: cn=B.K. Pugh, o=City of High Point, ou=Engineering Services, email=keith.pugh@highpointnc.gov, c=US Date: 2014.12.10 14:16:16 -05'00' DATE: Dec 10, 2014

The Purchasing Division concurs with recommendation submitted by the Engineering Svcs. and recommends award to the lowest responsible, responsive bidder Breece Enterprises, Inc. in the amount of $ 2,076,817.50.

PURCHASING MANAGER: Tarinda Chappell Digitally signed by Tarinda Chappell DN: cn=Tarinda Chappell, o=City of High Point, ou=Purchasing, email=tarinda.chappell@highpoint.gov, c=US Date: 2014.12.10 14:41:50 -05'00' DATE: Dec 10, 2014

Approved for Submission to Council
FINANCIAL SERVICES DIRECTOR: Jeffrey A. Moore Digitally signed by Jeffrey A. Moore DN: cn=Jeffrey A. Moore, o=City of High Point, NC, ou=Financial Services Director, email=jeff.moore@highpointnc.gov, c=US Date: 2014.12.10 15:51:07 -05'00' DATE: Dec 10, 2014

CITY MANAGER: Randy E. McCaslin Digitally signed by Randy E. McCaslin DN: cn=Randy E. McCaslin, o, ou, email=randy.mccaslin@highpointnc.gov, c=US Date: 2014.12.10 16:24:18 -05'00' DATE: Dec 10, 2014

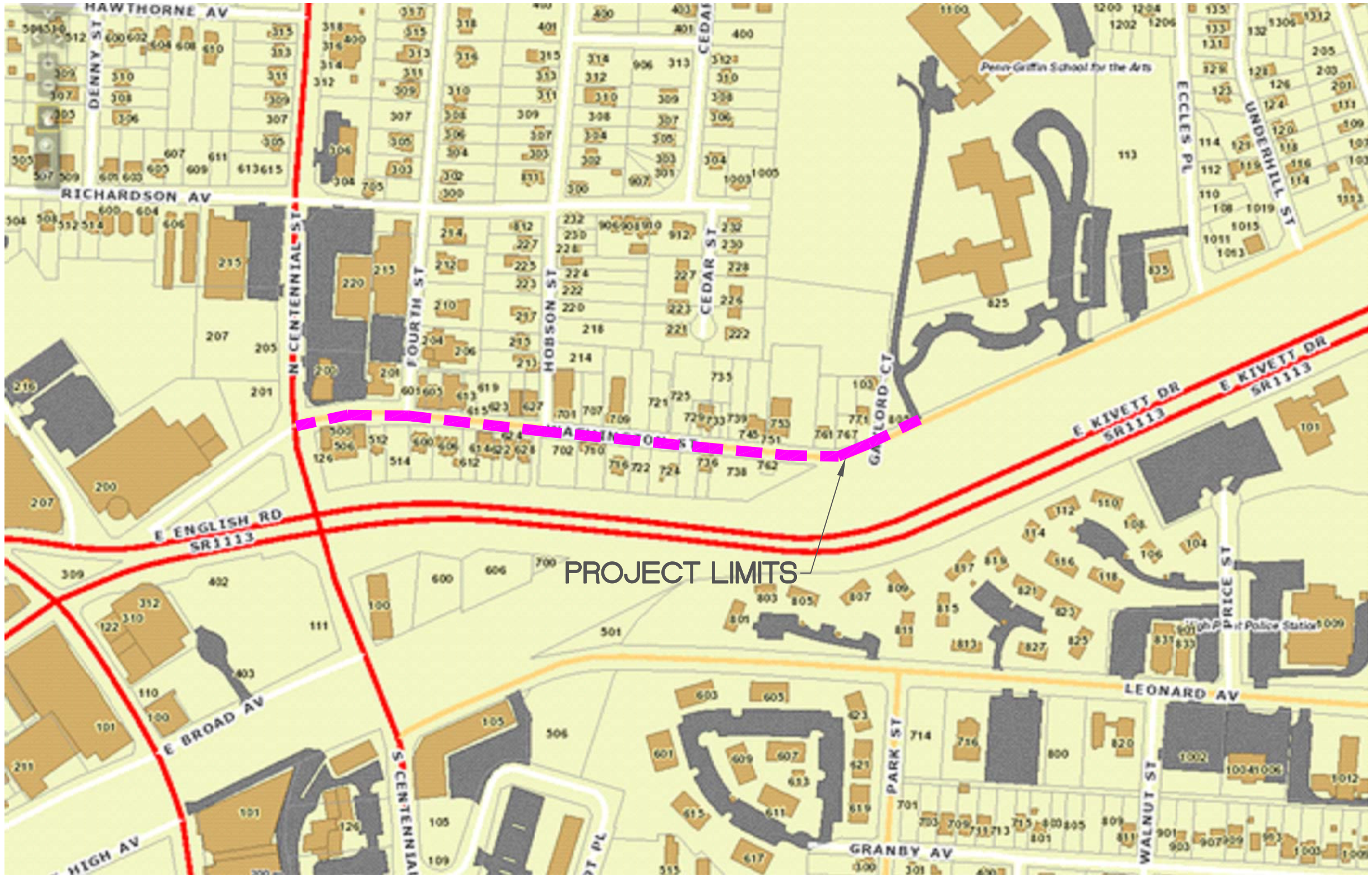

CITY OF HIGH POINT
ENGINEERING SERVICES
DEPARTMENT

WASHINGTON STREET

WATERLINE AND SANITARY SEWER IMPROVEMENTS

CITY OF HIGH POINT
ENGINEERING SERVICES
DEPARTMENT

SUNSET DRIVE

STORM SEWER AND SANITARY SEWER IMPROVEMENTS

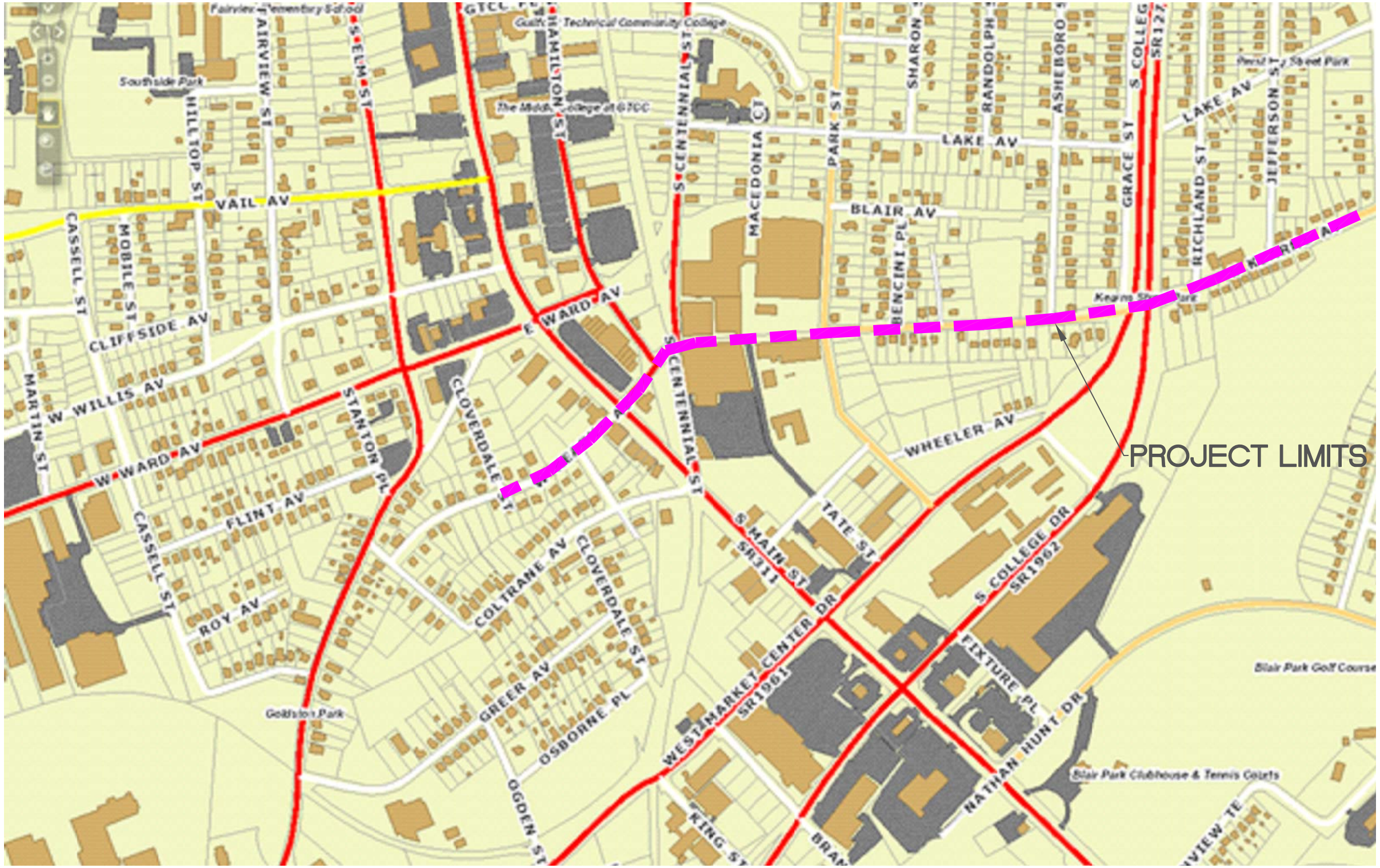

CITY OF HIGH POINT
ENGINEERING SERVICES
DEPARTMENT

KEARNS AVENUE

WATERLINE IMPROVEMENTS

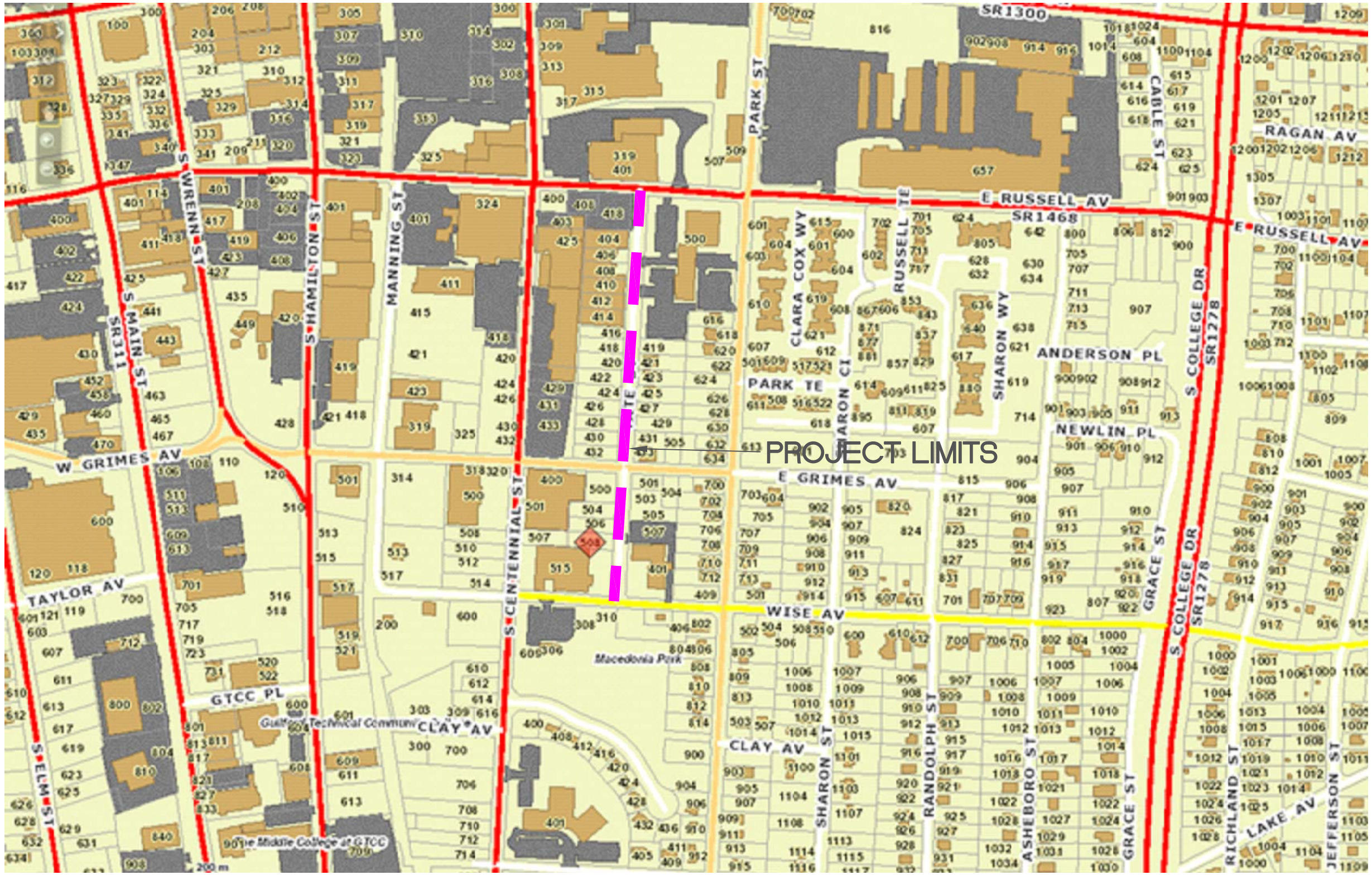

CITY OF HIGH POINT
ENGINEERING SERVICES
DEPARTMENT

TATE STREET

WATERLINE IMPROVEMENTS

High Point City Council

Application for Appointment To Boards and Commissions

All appointments to City boards and commissions are made by the Mayor and City Council and are not limited to those persons who fill out applications.

Name: edward alan squires **Date Submitted:** Dec. 9, 2014
Street Address: 331 homestead ave
high point nc 27262

Email: squiresedward@yahoo.com

Employer:
Business Address:
Phone home: 336-689-0320 **work:** **fax:**

RECEIVED
DEC - 9 2014
Ward 4

Do you live inside the corporate limits of High Point? **Yes**
If not, do you live within High Point's extraterritorial zoning jurisdiction? **Yes**

Please select (in order of preference) the boards and commissions on which you would be willing to serve.

1. **Planning & Zoning Commission**
2. **Citizens Advisory Council**
3. **Parks & Recreation Commission**

Have you participated in the City Government 101 Course? **No**

Please list any work, volunteer, and/or educational experience that you would like us to consider in the review of your application.
currently on housing authority board

BK: R 7697
PG: 480-483
RECORDED:
05-01-2015
02:27:41 PM
BY: JANE SCHULTZ
DEPUTY-HP

2015021066
GUILFORD COUNTY, NC
JEFF L. THIGPEN
REGISTER OF DEEDS

NC FEE $26.00

48

Return to: Joanne Carlyle, City Attorney
City of High Point
P.O. Box 230
High Point, NC 27261
Resolution No. 1428 / 14-68

RESOLUTION

BE IT RESOLVED BY THE CITY COUNCIL OF THE CITY OF HIGH POINT, IN A REGULAR MEETING ASSEMBLED ON THE 15th DAY OF DECEMBER, 2014 AT 6:15 P.M. IN THE COUNCIL CHAMBERS OF THE MUNICIPAL BUILDING, HIGH POINT, NORTH CAROLINA:

Street Abandonment Case 14-10
(unimproved portion of the Dade Street)

WHEREAS, The Technical Review Committee has petitioned the City Council of the City of High Point to permanently abandon (close) an unimproved portion of the Dade Street right-of-way lying to the east of the Westbury Way Subdivision, between Westbury Drive and Boyce Avenue. This unimproved right-of-way is more specifically described as follows:

Beginning at a point on the western right-of-way line of the unopened portion of Dade Street, said point also being the south-east property corner of lot #36 as shown in **(PB 100 Pg 20)** in the Office of the Register of Deeds of Guilford County, North Carolina; thence running N 11°40'29" E (40.00') to the southeast corner of lot #35 as shown in (PB 100 Pg 20); thence running N 11°40'30" E (340.26') to a concrete monument; thence N 36°06'44" W (66.63') to a property corner located on the northern property line of lot #28 as shown in **(PB 85 Pg 25)** in the Office of the Register of Deeds of Guilford County, North Carolina; said point also being the southern right-of-way line of Boyce Avenue; thence S 83°52'02" E (89.77') along the southern right-of-way line of Boyce

Avenue to a point in the eastern right-of-way line of the unopened portion of Dade street; thence S 11°40'30" W (433.70') along the eastern right-of-way line to a point; thence N 78°19'30" W (40.00') to **the point of beginning at the southeast corner of Lot #36**. The above described abandonment encompasses 18,493 square feet or 0.42 acres.

WHEREAS, the petition has been duly filed with this Council in a Regular meeting assembled on the 17th day of November, 2014, at 5:30 p.m. setting the 15th day of November, 2014 at 6:15 p.m., in the Council Chambers of the Municipal Building, as the time and place for a public hearing before said Council on said petition, and public notice of said time and place was ordered given, all pursuant to North Carolina G.S. 160A-299; and

WHEREAS, due and proper notice of said hearing to be heard on the petition at this meeting of City Council was made by publication in the High Point Enterprise for four (4) consecutive weeks, beginning November 21 & 28, 2014 and December 5 & 12, 2014; and,

WHEREAS, the above entitled matter, pursuant to said resolution and notice was called for hearing before said Council at which time there was no objection or opposition offered on the part of any firm or corporation to abandon (closure) of this unimproved portion of Dade Street as previous described above; and

WHEREAS, it appearing to the satisfaction of this Council and the Council finds as a fact that the said right of way as herein described is not necessary for ingress and egress to any land adjoining said street; that the closing of said street is not contrary to the public interest and that no other individual, firm or corporation owning property in the vicinity of said street, or in the subdivision in which said street is located, will be deprived of reasonable means of ingress or egress to this property.

NOW THEREFORE BE IT RESOLVED:

1. That excess right-of-way lying to the east of the Westbury Way Subdivision, between Westbury Drive and Boyce Avenue, as described above be abandoned pursuant to North Carolina G.S. 160A-299; and
2. That a copy of this resolution be filed in the Office of the Register of Deeds for Guilford County, North Carolina.

By order of the City Council,
this the 15th day of December, 2014
Lisa B. Vierling, City Clerk

NORTH CAROLINA'S INTERNATIONAL CITY™

City of High Point
Municipal Office Building
211 South Hamilton Street
High Point, NC 27261

Certification

I, Lisa B. Vierling, City Clerk of the City of High Point, North Carolina, do hereby certify that the foregoing is a true and accurate Resolution adopted by the City Council in official Session on December 15, 2014 and upon approval by City Council will be recorded in Book 89 of the Official Minute Books and Resolution Book XVIII of this City, under my care, custody and control. As of this date, action to adopt said Resolution has not been amended, rescinded or repealed and is in full force and effect.

WITNESS my hand and the Corporate Seal of the City of High Point, the 30th day of April, 2015.

Lisa B. Vierling, City Clerk

ACKNOWLEDGEMENT

I, Cynthia C. Duncan-Smith, a Notary Public of said County and State, do hereby certify that Lisa B. Vierling is known to me as City Clerk of the City of High Point; that this person personally appeared before me this date; and, upon authority duly given and as an act of said City, issued and executed the foregoing Certification.

WITNESS my hand and official Notarial Seal, this 30th day of April, 2015.

Cynthia C. Duncan-Smith, Notary Public

CYNTHIA C. DUNCAN-SMITH
NOTARY PUBLIC
GUILFORD COUNTY, NC

Commission Expires: 1/18/2020

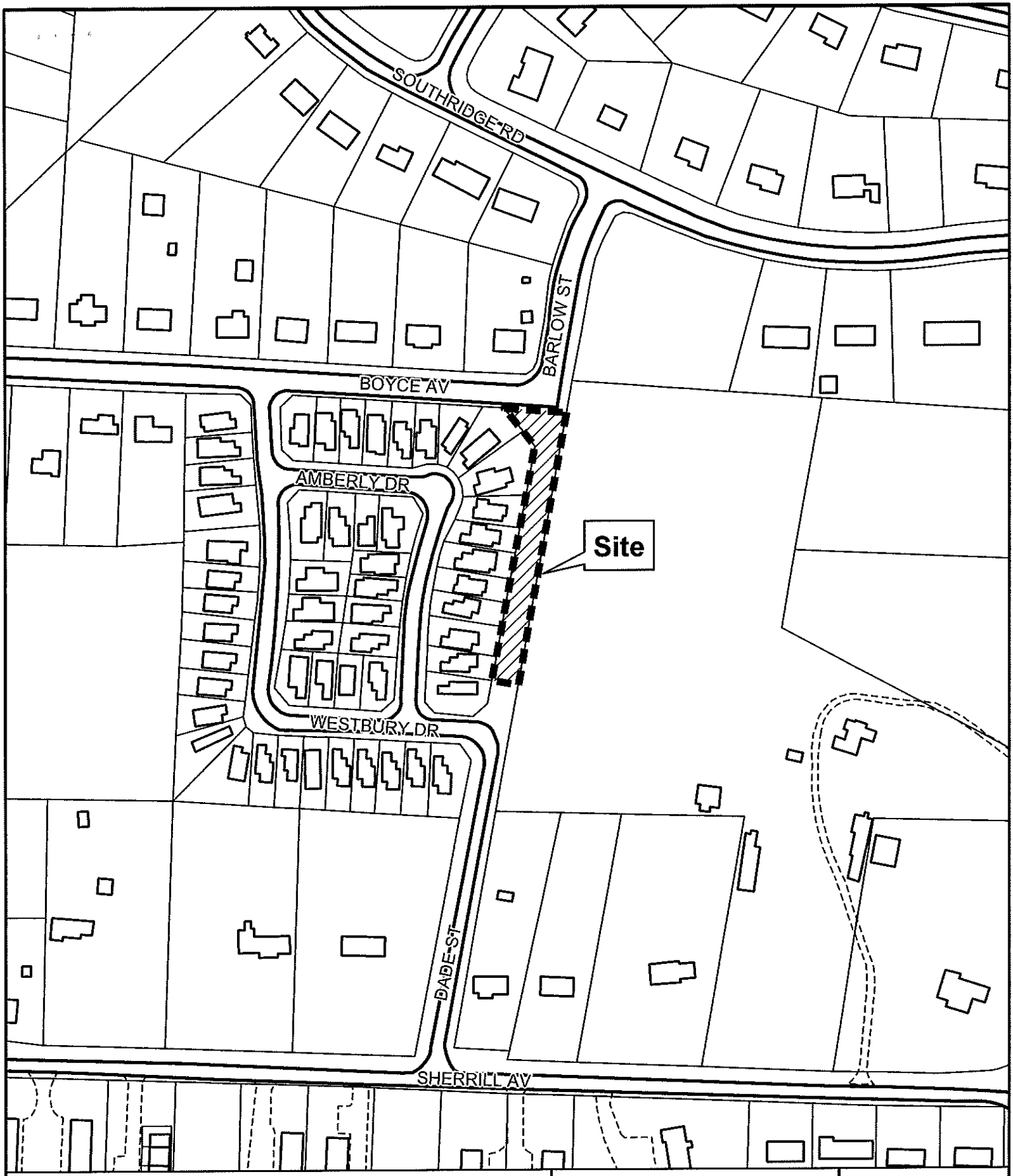

STREET ABANDONMENT REQUEST SA14-10

Applicant: City of High Point
Area: 0.44 acres

Location of requested street abandonment

Planning and Development Department

City of High Point

Date: January 6, 2015

N

Scale: 1"=200'

G:/Planning/Secure/ba-pz/2014/pz/sa14-10-R.mxd

CITY OF HIGH POINT
AGENDA ITEM

Title: Budget Transfer for Fire Training Center

From: Eric Olmedo, Budget Manager

Public Hearing: N/A

Attachments: Budget ordinance

Meeting Date: December 15, 2014
Advertising Date: N/A
Advertised By: N/A

PURPOSE:
A budget amendment is needed to transfer additional funds needed for the Fire Training Center.

BACKGROUND:
The Fire Training Center was funded as a 2/3rds bond project in the FY 2014-2015 Capital Projects Budget. In order to complete the project, the Fire Department has determined an additional $74,025 is needed. The Fire Department has identified these funds in their annual operating budget. The funds will be transferred from savings in the purchase of an overhead crane assembly and savings in the water purchases line items.

This amendment is needed to transfer these funds from the General Fund to the General Capital Projects Fund. This action will not increase the budget, it will just transfer previously budgeted funds.

BUDGET IMPACT:
Funding in the amount of $74,025 will be transferred from the General Fund to the General Capital Projects Fund.

RECOMMENDATION / ACTION REQUESTED: The Budget Department recommends and asks the Council to approve the budget amendment.

"AN ORDINANCE AMENDING THE 2014-2015 BUDGET ORDINANCE
OF THE CITY OF HIGH POINT, NORTH CAROLINA
TO APPROPRIATE FUNDS FOR THE FIRE TRAINING CENTER

Be it ordained by the City Council of the City of High Point, North Carolina, as follows:

Section 1. The City of High Point Fire Department is building a Fire Training Center, and additional funding is needed to complete the project. Funds have been identified in the Fire Department annual operating budget and need to be transferred to the General Capital Projects Fund.

Section 2. In order to transfer these funds, the 2014-2015 Budget Ordinance of the City of High Point, should be amended as follows:

(A) That the General Fund Fire Operations expenditures be amended as follows:

Equipment and Machinery	($54,000)
Water Service	($20,025)

(B) That the General Fund transfer to General Capital Projects be amended as follows:

Transfer to General Capital Projects	$ 74,025

Section 3. In order to transfer these funds, the 2014-2015 Budget Ordinance of the City of High Point, should be amended as follows:

(A) That the General Capital Projects Fund revenues be amended as follows:

Transfer from General Fund	$74,025

(B) That the General Capital Projects Fund be amended as follows:

Fire Training Center project	$74,025

Section 4. That all ordinances, or parts of ordinances in conflict with this ordinance are hereby repealed to the extent of such conflict.

Section 5. That this ordinance shall be effective from and after its passage."

Adopted December 15, 2014

CITY OF HIGH POINT
AGENDA ITEM

Title: Contract Extension – Corrosion Inhibitor – Ward Water Treatment Plant

From: Terry Houk, Public Services Director
Carol McDowell, Asst. Public Services Director

Meeting Date: December 15, 2014

Public Hearing: N/A

Advertising Date / Advertised By: November 11, 2012 Purchasing

Attachments: Formal Bid Recommendation

PURPOSE: This product is used to protect the pipes in the distribution system from corrosion and to help keep lead and copper from leaching into the system.

BACKGROUND: Corrosion Inhibitor for Ward Water Plant bids were received on **December 5, 2012.** Shannon Chemical Corporation had the lowest unit pricing. Public Services would like an extension of contract from January 1, 2015 to December 31, 2015. This contract has a 4 year renewal option and this is the second renewal. The extension of this product is dependent upon the company's ability to correct some feed rate and concentration issues.

BUDGET IMPACT: Funds for this project are in the following account: 621758-526103

RECOMMENDATION / ACTION REQUESTED: Public Services is recommending that Council approve the contract extension to Shannon Chemical Corporation for $111,291.60.

NORTH CAROLINA'S INTERNATIONAL CITY

FORMAL BID RECOMMENDATION
REQUEST FOR COUNCIL APPROVAL

DEPARTMENT: Public Services

COUNCIL AGENDA DATE: December 15, 2015

BID NO.: 14-120512 CONTRACT NO.: DATE OPENED:

DESCRIPTION:

Corrosion Inhibitor for Ward Water Plant. Extension of contract from 1/1/2015-12/31/2015

PURPOSE:

This product is used to protect the pipes in the distribution system from corrosion and to help keep lead and copper from leaching into the system.

COMMENTS:

The extension of this product is dependent upon the company's ability to correct some feed rate and concentration issues we have been experiencing.

RECOMMEND AWARD TO: Shannon Chemical Corporation AMOUNT: $111,291.60

JUSTIFICATION:

ACCOUNTING UNIT	ACCOUNT	ACTIVITY	CATEGORY	BUDGETED AMOUNT
621758	526103			
TOTAL BUDGETED AMOUNT				$111.291.60

DEPARTMENT HEAD: Terry L. Houk Digitally signed by Terry L. Houk DN: cn=Terry L. Houk, o=Public Services, ou=City of High Point, email=terry.houk@highpointnc.gov, c=US Date: 2014.12.10 15:22:24 -05'00' DATE: Dec 10, 2014

The Purchasing Division concurs with recommendation submitted by the Public Svcs. Department and recommends award to the lowest responsible, responsive bidder Shannon CHemical Corp. in the amount of $ 111,291.60.

PURCHASING MANAGER: Tarinda Chappell Digitally signed by Tarinda Chappell DN: cn=Tarinda Chappell, o=City of High Point, ou=Purchasing, email=tarinda.chappell@highpoint.gov, c=US Date: 2014.12.10 15:30:00 -05'00' DATE: Dec 10, 2014

Approved for Submission to Council
FINANCIAL SERVICES DIRECTOR: Jeffrey A. Moore Digitally signed by Jeffrey A. Moore DN: cn=Jeffrey A. Moore, o=City of High Point, NC, ou=Financial Services Director, email=jeff.moore@highpointnc.gov, c=US Date: 2014.12.10 15:58:30 -05'00' DATE: Dec 10, 2014

CITY MANAGER: Randy E. McCaslin Digitally signed by Randy E. McCaslin DN: cn=Randy E. McCaslin, o, ou, email=randy.mccaslin@highpointnc.gov, c=US Date: 2014.12.10 16:24:48 -05'00' DATE: Dec 10, 2014

ATTACHMENT A

Bidders List

Bid Number 14-120512
Corrosion Inhibitor
Date: December 5, 2012 @ 2:00 P.M.

BIDDERS	**UNIT COST PER TON**	**TOTAL Estimated 140 Tons**
Shannon Chemical Corporation P.O. Box 376 Malvern, PA 19355 dcflynn@shannonchem.com	**$ 794.94**	**$ 111,291.60**
Brenntag Southeast, Inc. 2 hci Boulevard Greensboro, NC 27409 smcwhorter@brenntag.com	$ 850.00	$ 117,600.00
Univar USA Inc. 5 Steel Road East Morrisville, PA 19067 Linda.campbell@univarusa.com	$ 966.00	$ 135,240.00
Dabco Chemical, Inc. 907 Morrall Dr. N. Myrtle Beach, SC 29582 dborchelt@sc.rr.com	$ 1,050.00	$ 147,000.00
GEO Specialty Chemicals 9213 Arch Street Pike Little Rock, AR 72206 Brenda.owens@geosc.com	NO BID	NO BID
Thatcher Chemical of Florida P.O. Box 489 Deland, FL 32721-0489 Gary.loughmiller@tchem.com	NO BID	NO BID
Sterling Water Technologies LLC P.O. Box 602 Columbia, TN 38402-0602 sales@sterlingwatertech.com	NO BID	NO BID
SAL Chemical 3036 Birch Drive Weirton, WV 26062 orders@salchem.com	NO BID	NO BID

COMPREHENSIVE ANNUAL FINANCIAL REPORT

FOR THE FISCAL YEAR ENDED JUNE 30, 2014

COMPREHENSIVE ANNUAL FINANCIAL REPORT
FOR THE FISCAL YEAR ENDED JUNE 30, 2014

CITY COUNCIL

BERNITA SIMS ..... **MAYOR**
JIM DAVIS ..... **MAYOR PRO-TEMPORE**
BRITT W. MOORE ..... **AT- LARGE**
REBECCA R. SMOTHERS ..... **AT- LARGE**
JEFFREY GOLDEN ..... **WARD 1**
FOSTER DOUGLAS ..... **WARD 2**
JUDITH P. MENDENHALL ..... **WARD 3**
JAY WAGNER ..... **WARD 4**
JASON EWING ..... **WARD 6**

CITY MANAGER

STRIB BOYNTON

ASSISTANT CITY MANAGERS

RANDY E. McCASLIN
ALLEN OLIVER

FINANCIAL SERVICES DIRECTOR
JEFFREY A. MOORE, CPA CGMA

PREPARED BY THE FINANCIAL SERVICES DEPARTMENT

Table of Contents

INTRODUCTORY SECTION

Letter of Transmittal i
Certificate of Achievement xi
Organization Chart xii

FINANCIAL SECTION

Independent Auditor's Report 1

Management's Discussion and Analysis 5

Basic Financial Statements

Government–wide Financial Statements

Statement of Net Position 17

Statement of Activities 18

Fund Financial Statements

Balance Sheet - Governmental Funds 20

Statement of Revenues, Expenditures and Changes in Fund Balances – Governmental Funds 21

Reconciliation of the Statement of Revenues, Expenditures, and Changes in Fund Balances of Governmental Funds to the Statement of Activities 22

Statement of Revenues, Expenditures, and Changes in Fund Balances – Budget and Actual – General Fund 23

Statement of Net Position – Proprietary Funds 24

Statement of Revenues, Expenses and Changes in Fund Net Position – Proprietary Funds 26

Statement of Cash Flows – Proprietary Funds 28

Statement of Fiduciary Net Position – Fiduciary Funds 30

Statement of Changes in Fiduciary Net Position – Fiduciary Funds 31

Notes to Financial Statements 33

Required Supplemental Financial Information 73

Law Enforcement Officers' Special Separation Allowance Schedule of Funding Progress 74

Law Enforcement Officers' Special Separation Allowance Schedule of Employer Contributions 75

Healthcare Benefits Plan Schedule of Funding Progress 76

Healthcare Benefits Plan Schedule of Employer Contributions 77

COMBINING AND INDIVIDUAL FUND FINANCIAL STATEMENTS AND SCHEDULES

General Fund 79

Schedule of Revenue and Expenditures - Budget and Actual - General Fund 80

Capital Projects Funds 83

General Capital Projects Fund - Schedule of Revenues & Expenditures Compared with Project Authorizations 85

Non-major Governmental Funds 87

Combining Balance Sheet – All Non-major Governmental Funds 89

Combining Statement of Revenues, Expenditures, and Changes in Fund Balances – All Non-major Governmental Funds 90

Special Revenue Funds 91

Combining Balance Sheet-All Special Revenue Funds 93

Combining Statement of Revenues, Expenditures, and Changes in Fund Balances - All Special Revenue Funds 94

Special Grants Fund-Schedule of Revenues, Expenditures, And Changes in Fund Balances - Budget and Actual 95

Community Development Fund - Schedule of Revenues, Expenditures and Changes in Fund Balances - Budget and Actual 96

Debt Service Fund 97

Debt Service Fund-Schedule of Revenues, Expenditures, And Changes in Fund Balances - Budget and Actual 98

Proprietary Fund Types 99

Combining Statement of Fund Net Position - All Non-major Enterprise Funds 100

Combining Statement of Revenues, Expenses, and Changes in Fund Net Position - All Non-major Enterprise Funds 101

Combining Statement of Cash Flows - All Non-major Enterprise Funds 102

Water and Sewer Fund - Schedule of Revenues, Expenditures, and Changes in Fund Net Position - Budget and Actual 103

Water and Sewer Capital Projects Ordinance Fund - Schedule of Revenues, Expenditures, and Changes in Fund Net Position Compared with Project Authorizations 104

Water Capital Reserve Fund - Schedule of Revenues, Expenditures and Changes in Fund Net Position – Budget and Actual 105

Sewer Capital Reserve Fund - Schedule of Revenues, Expenditures and Changes in Fund Net Position – Budget and Actual 106

Electric Fund - Schedule of Revenues, Expenditures and Changes in Fund Net Position – Budget and Actual 107

Mass Transit Fund - Schedule of Revenues, Expenditures and Changes in Fund Net Position - Budget and Actual 108

Mass Transit Capital Projects Ordinance Fund - Schedule of Revenues, Expenditures and Changes in Fund Net Position Compared with Project Authorizations 109

Parking Facilities Fund – Schedule of Revenues, Expenditures and Changes in Fund Net Position – Budget and Actual 110

Landfill Facilities Fund – Schedule of Revenues, Expenditures and Changes in Fund Net Position – Budget and Actual 111

Landfill Closure and Postclosure Reserve Fund – Schedule of Revenue, Expenditures and Changes in Fund Net Position – Budget and Actual 112

Storm Water Fund - Schedule of Revenues, Expenditures and Changes in Fund Net Position - Budget and Actual 113

Storm Water Capital Projects Ordinance Fund - Schedule of Revenues, Expenditures and Changes in Fund Net Position Compared with Project Authorizations 114

Internal Service Fund 115

Internal Service Fund - Schedule of Revenues, Expenditures and Changes in **Fund Net Position** 116

Fiduciary Fund Types 117

Combining Statement of Changes in Assets and Liabilities - Agency Fund 118

Supporting Schedules 119

Schedule of Ad Valorem Taxes Receivable 120

Analysis of Current Tax Levy 121

Analysis of Current Tax Levy – Secondary Market Disclosure 122

Schedule of Revenues, Expenditures and Changes in Fund Balances – Budget and Actual - Emergency Telephone System 123

Table		
	STATISTICAL SECTION	125
I	Net Position By Component - Last Nine Fiscal Years	126
II	Changes in Net Position - Last Nine Fiscal Years	128
III	Fund Balances, Governmental Funds – Last Ten Fiscal Years	132
IV	Changes in Fund Balances, Governmental Funds – Last Ten Fiscal Years	136
V	Assessed Value and Actual Value of Taxable Property – Last Ten Fiscal Years	138
VI	Direct and Overlapping Property Tax Rates – Last Ten Fiscal Years	140
VII	Principal Property Taxpayers – FY 2014 and FY 2005	141
VIII	Property Tax Levies and Collections – Last Ten Fiscal Years	142
IX	Principal Water Customers – FY 2014 and FY 2005	143
X	Principal Sewer Customers – FY 2014 and FY 2005	144
XI	Principal Electric Customers – FY 2014 and FY 2005	145
XII	Schedule of Water, Sewer and Electric Operating Revenues– Last Ten Fiscal Years	146
XIII	Schedule of Outstanding Debt by Type - Last Ten Fiscal Years	148
XIV	Ratios of Net General Bonded Debt Outstanding – Last Ten Fiscal Years	149
XV	Legal Debt Margin Information - Last Ten Fiscal Years	150
XVI	Direct and Overlapping Debt – As of June 30, 2014	152
XVII	Water and Sewer Revenue Bond Coverage -Last Nine Fiscal Years	153
XVIII	Demographic and Economic Statistics – Last Ten Fiscal Years	154
XIX	Principal Employers – FY 2014 and FY 2005	155
XX	Full–Time Equivalent City Employees By Function – Last Ten Fiscal Years	156

Table

XXI Operating Indicators for Major Functions/Programs – Last Ten Fiscal Years 158

XXII Capital Asset Statistics, By Function/Program – Last Ten Fiscal Years 160

COMPLIANCE SECTION 163

Report on Internal Control Over Financial Reporting and on Compliance and Other Matters Based on an Audit of Financial Statements Performed in Accordance With Government Auditing Standards 165

Report on Compliance for Each Major Federal Program and on Internal Control over Compliance Required by OMB Circular A-133 and the State Single Audit Implementation Act of North Carolina 167

Report on Compliance for Each Major State Program and on Internal Control over Compliance Required by Applicable Sections of OMB Circular A-133 and the State Single Audit Implementation Act of North Carolina 170

Schedule of Compliance Findings and Questioned Costs 173

Summary Schedule of Prior Audit Findings 176

Schedule of Expenditures of Federal and State Awards and Notes to Schedule of Expenditures of Federal and State Awards 177

Financial Services

Jeffrey A. Moore, CPA
DIRECTOR

NORTH CAROLINA'S INTERNATIONAL CITY™

November 24, 2014

The Honorable Mayor James Davis
Members of the City Council
Interim City Manager Randy McCaslin
And the Citizens of the City of High Point, North Carolina

We are pleased to present the Comprehensive Annual Financial Report ("Report") of the City of High Point, North Carolina (City) for the fiscal year ended June 30, 2014. We are extremely proud that this report has been prepared in its entirety by the City's Financial Services Department. The financial statements and supplemental schedules have been audited by the independent certified public accounting firm of McGladrey LLP, and that firm's unmodified report is included in the Financial Section of this Report. Responsibility for both the accuracy of the data and the completeness and fairness of the presentation, including all disclosures, rests with the City. We believe the data as presented is accurate in all material aspects and that it is presented in a manner designed to fairly set forth the financial position and results of operations of the City as measured by the financial activity of its various funds. All disclosures necessary to enable the reader to gain the maximum understanding of the City's financial activity have been included.

General

The financial statements have been prepared in compliance with the applicable requirements of the General Statutes of North Carolina and are consistent with the standards and guidelines recognized for governmental accounting and reporting contained in both *Audits of State and Local Governments*, an audit guide prepared by the Committee of Governmental Accounting of the American Institute of Certified Public Accountants (AICPA) and *Government Auditing Standards*, issued by the Comptroller General of the United States. Among other resources used in the preparation of the Report, the Financial Services Department has given particular attention to the *Governmental Accounting, Auditing and Financial Reporting* (GAAFR), issued by the Government Finance Officers Association of the United States and Canada (GFOA), and Governmental Accounting Standards Board (GASB) pronouncements.

Management's discussion and analysis (MD&A) immediately follows the independent auditor's report and provides a narrative introduction, overview, and analysis of the basic financial statements. The MD&A complements this letter of transmittal, and should be read in conjunction with it.

The City is also required to undergo an annual compliance audit on federal and state financial assistance programs in conformity with the provisions of the Single Audit Act Amendments of 1996, the State Single Audit Implementation Act, and U.S. Office of Management and Budget Circular A-133, *Audits of States, Local Governments and Nonprofit Organizations*. The auditor's reports and the Schedule of Expenditures of Federal and State awards, required as part of a single audit, are found in the ***Compliance Section*** of this report.

Accounting	Internal Audit	Purchasing	Treasury Services
336.883.3240	336.883.3122	336.883.3219	336.883.3230

City of High Point, P.O. 230, 211 South Hamilton Street, High Point, NC 27261 USA
Fax: 336.883.8572 Phone: 336.883.3237 TDD 336.883.8517

The City of High Point has participated in the GFOA Certificate of Excellence Program since 1980. The GFOA recognizes governmental units that issue their comprehensive annual financial reports (CAFR) substantially in conformity with the standards of the GASB. The GFOA awarded a Certificate of Achievement for Excellence in Financial Reporting to City of High Point, North Carolina for its CAFR for the fiscal year ended June 30, 2013. This marked the 27th time the City has received the Certificate of Achievement since 1980, and the 19th consecutive year in a row.

In order to be awarded a Certificate of Achievement, a government unit must publish an easily readable and efficiently organized CAFR, whose contents conform to program standards. The Report must satisfy both accounting principles generally accepted in the United States of America and applicable legal requirements. A Certificate of Achievement is valid for a period of one year only. We believe our current report continues to conform to the Certificate of Achievement program requirements, and we are submitting it to the GFOA to determine its eligibility for another certificate.

The Reporting Entity

In conformity with the standards of the GASB, this report includes all funds of the City, as well as its component unit. The City of High Point (as legally defined) is considered to be a primary government. Component units are legally separate entities for which the primary government is financially accountable or for which the nature and significance of their relationship with the primary government are such that their exclusion would cause the reporting entity's financial statements to be misleading or incomplete.

The primary government is considered financially accountable if it appoints a voting majority of the organization's governing body; and 1) it is able to impose its will on that organization, or 2) there is a potential for the organization to provide specific financial benefits to, or impose specific financial burden on, the primary government.

Discretely presented component units are reported in a separate column in the Government-wide financial statements to emphasize that they are legally separate from the primary government and to distinguish their financial position, results of operations, and cash flows from those of the City. The High Point ABC Board is included as a discretely presented component unit. The ABC Board's governing members are appointed by the City Council. However, the City has no further accountability for its operations.

Description of the City

The City of High Point is centrally located in the heart of the Piedmont region of North Carolina. High Point is unique – the City is the only municipality in North Carolina whose city limits encompasses parts of four counties. Most of the City is located within the southwest quadrant of Guilford County; approximately two percent of the City's area extending into neighboring Randolph, Davidson and Forsyth counties. The City covers over 55 square miles and has a population which exceeds 109,000.

The City is empowered by State Statute to levy an ad valorem property tax on the appraised value of all real and tangible personal property located within the City. The respective counties mentioned above are the only other governmental units levying such taxes within the City's corporate limits. The City is also empowered to extend its corporate limits by annexation.

Form of Government

The City has a Council-Manager form of government. The Council is the legislative body of the City government with the Mayor as a voting member and the presiding officer. The Mayor is elected on an at-large basis for a two-year term. The remainder of City Council is composed of two at-large members and

representatives from six voting wards. Council members are elected on a non-partisan basis and serve two-year terms. Elections are held in November of even-numbered years. In November 2014, the citizens voted to approve a city charter amendment which will change the elections to be held in November of odd-numbered years, beginning November 2017. The City Manager, the chief executive officer, is appointed by and serves at the pleasure of the Council. He is responsible for carrying out the policies and ordinances of the Council and administering the daily operations of the City through appointed department heads.

The City provides a wide range of services for its citizens, including law enforcement, fire protection, public safety, planning and developmental services, sanitation, street maintenance, cemeteries, cultural and recreational activities, general administration, community development and library services. In addition to these general government activities, the City provides and maintains water, sewer, electrical, and storm water utilities, a landfill and recycling operation, a public parking system, and a mass transit system for the benefit of its citizens. This report includes all the City's fiscal activities in maintaining these services. The City also extends financial support to a variety of boards, agencies and commissions to assist their efforts in serving citizens.

Business and Economic Development

The innovation of traditional industries, the cultivation of new and high-tech industries, the growth of internationally based companies, and the celebration of the entrepreneurial spirit define business in High Point.

A globally-connected city, High Point earns its nicknames as *North Carolina's International City*™ and *Home Furnishings Capital of the World*™ :

- More than 75 internationally headquartered companies have year-round facilities in High Point – giving the city an impressive 37% of all such foreign-based companies in its 12-county region.
- The High Point Market – the world's largest home furnishings trade show – brings to town approximately 14,000 foreign guests each year. Those visitors represent more than 110 countries.
- According to an October 2013 Duke University study, the Market contributes over $5.4 billion in economic impact to the overall regional economy, while providing more than 37,000 jobs. Approximately $198 million worth of local and state taxes/fees flow to those governments due to the Market.
- Scores of international companies show their products twice each year at the High Point Market.
- City government encourages foreign investment and works closely with both its internationally-owned companies and foreign clients considering opening operations in High Point.

High Point and the Piedmont Triad region boast a superb location for manufacturing/distribution/logistics. High Point is at the center of it all -- centered between New York City and Miami, centered between Washington and Atlanta, centered between Charlotte and Raleigh/Durham/Research Triangle Park. High Point is part of North Carolina's Piedmont Triad region, the nation's 37th largest metro area with over 1.6 million residents. The ground transportation network is anchored by four interstate highways (I-40, I-85, I-73 and I-74). When coupled with the area's high-speed rail corridors and Piedmont Triad International Airport (PTIA), High Point is a great place to do business.

PTIA is less than one mile from High Point's city limits and is centrally located for easy access throughout the region. Currently the airport has 50 non-stop passenger flights daily and a multi-modal air cargo facility with virtually all major trucking lines operating terminals nearby. Flexibility of congestion-free air space, on-going expansion, regularly-scheduled international service and independent cargo support allows PTIA to handle virtually all types of cargo.

PTIA is the site of the Mid-Atlantic Hub for FedEx. The first phase now in operation moved local FedEx ramp operations into 500,000 square feet of the new one million square foot facility. Sixty-five flights per week are

currently operating out of the new hub. In addition, PTIA recently opened its third runway - a new 9,000-foot public runway with related airfield improvements, which offers benefits to both freight and passenger service.

FedEx Ground opened a major "super hub" distribution center in 2011. The 415,000-square foot distribution hub, located in the Guilford County part of Kernersville, is just north of the High Point city limits. The City of High Point invested $2.8 million to extend a sewer line under Interstate 40 to serve the FedEx Ground site and adjacent areas. That utility connection came as a result of a High Point / Kernersville partnership. Up to 1,400 workers could be employed by 2020 at FedEx Ground.

The North Carolina State Ports Authority operates an inland terminal just outside High Point. Containers are transported to deep water ports in Wilmington and Morehead City, NC. Ports in Charleston, SC; Savannah, GA; and Norfolk, VA also serve the area. Additionally, regional and continental rail freight services are provided by Norfolk Southern and CSX. Passenger rail service by Amtrak provides daily service along the East Coast.

High Point's healthy business climate can be attributed to progressive city government in strong partnership with the local business community.

Accolades

Top 10 national ranking for High Point's MSA in 2013

In March 2014, *Site Selection Magazine* announced that – for the seventh year in a row – the Greensboro/High Point Metropolitan Statistical Area earned a Top 10 national ranking for attracting new industry among similar-sized communities.

- The MSA – composed of Guilford, Randolph, and Rockingham counties –ranked #4 in the nation, based on the number of corporate real estate projects of $1 million or greater in 2013.
- For two of those seven Top 10 years, the region impressively ranked #1.
- High Point's successes, relative to its size, led the way in the region receiving these recognitions.

High Point earns 2014 competitive business award

In October 2014, ElectriCities – for the seventh year in a row – presented High Point with its Public Power Award of Excellence in the "competitive business environment" category due to the City's economic development successes. High Point is a member of ElectriCities, which represents the 51 municipalities and universities that own and operate their electric distribution systems in North Carolina.

Attributes

Most cities say they are business-friendly. High Point prides itself on not just saying that catch phrase but on being a business-friendly city government, working in close partnership with its business community. The mayor, city council, and city manager set that tone and ensure it is carried out.

- High Point has a proven record of ensuring companies meet fast track construction schedules.
- The High Point Economic Development Corp. (EDC) is both a department of City government reporting to the City Manager and also a public/private partnership. Two business groups – the High Point Chamber of Commerce and the High Point Partners – work closely with the City on economic development matters and have membership on the High Point EDC board.

High Point's economy is impressively diversified, with new industry sectors joining the City's traditional industries.

- Today's industry sectors include: distribution / logistics; aviation; furniture and home furnishings; advanced manufacturing; customer service / financial; life sciences / pharmaceutical / biotech; healthcare; and commercial photography.
- Successful diversification was just what High Point's business and government leaders had planned more than 25 years ago when the City worked closely with a private developer who created the 1,100-acre Piedmont Centre office / industrial park.

The High Point Market

High Point is proud to call itself the Home Furnishings Capital of the World™. The High Point Market (www.highpointmarket.org) is the largest wholesale home furnishings industry trade show in the world and is the single largest economic event in North Carolina.

- At the Market, more than 300 home furnishing manufacturers display the largest assortment of home furnishings in the world.
- High Point boasts over 145 furniture and related industry manufacturers and more than 50 retail discount furniture stores.
- The High Point Market is where retail home furnishings dealers and interior designers across the US and from more than 110 foreign countries come to view and to buy at wholesale the products manufactured by the exhibitors. The Market offers the retail dealer access to the complete line of more manufacturers in one location than can be found anywhere in the world.
- At the High Point Market, which celebrated its 100th anniversary in 2009, major national and international manufacturers introduce new merchandise twice annually.
- The Market utilizes over 10 million square feet of permanent and temporary exhibit space. More than 160 buildings are devoted exclusively to the display of home furnishings.
- On October 2, 2013, the High Point Market Authority released the overall findings of a Duke University study of the economic impact of the High Point Market.
    - The Market Authority engaged the Center on Globalization, Governance & Competitiveness at Duke University to conduct a comprehensive economic and fiscal impact of the twice-yearly High Point Market, the largest home furnishings market in the world.
    - The study is significantly different from other previous economic impact studies in that it defines the study area as the 30 counties (22 in North Carolina and 8 in Virginia) within a 75-mile radius from downtown High Point. The study used the data from an original survey pulled from 199 exhibitors at Market over the period July 3-16, 2013.
    - The five distinct types of economic activity that were analyzed in the study were –
        1. Visitor Spending, including all the expenses incurred by any visitor to Market outside the study region (75-mile radius) and included items such as lodging, meals, retail purchases, gasoline, car rentals, groceries and entertainment.
        2. Spending by the Market Authority, which represents the direct budgeted expenses such as Transit and Ground Passenger Transportation expenses.
        3. Vendor Spending, or exhibitor spending, which includes all the expenses incurred to put vendor products on display at Market, and includes construction, decoration, photography, marketing and catering.
        4. Furniture Sales, the largest and most important impact, which accounts for all the sales made at Market, or within 90 days of the Market. The study excluded sales made at Market by firms located outside the study region, including firms that manufacture overseas or elsewhere in the U.S.
        5. Vendor Rents, which includes rental payments made by vendors to local owners and managers of commercial real-estate in the High Point area.

Impressive Business Parks

Piedmont Centre

The 1,100-acre Piedmont Centre campus is a contiguous and planned corporate park. With 210 businesses in the corporate park occupying more than 6 million square feet, Piedmont Centre represents an overall capital investment of more than $400 million. More than 11,000 employees work in the park.

Tenants in Piedmont Centre include seven of High Point's Top 20 employers: Bank of America's customer service center, Ralph Lauren Corporation's primary U.S. retail distribution facility, APAC Customer Service's contact facility, Aetna Healthcare, Patheon's manufacturing facility, Advanced Home Care's corporate headquarters, and New Breed Logistics.

Premier Center

Premier Center, across NC 68 from both Piedmont Centre and Mendenhall, is a high-quality, 150-acre office park. Primary tenants include the corporate headquarters of Home Meridian International and the corporate headquarters and distribution center for Samson Marketing and its subsidiaries Legacy Classic Furniture and Universal Furniture. In January 2013, classes began at South University, which constructed an $11 million, 55,000-sq. ft. building in the park. In 2010, Moses Cone completed construction of its building in the business park and began operating MedCenter of High Point, a free-standing emergency medical care facility.

Piedmont Corporate Park

Piedmont Corporate Park is a 160-acre mixed-use development perfect for office, light manufacturing and distribution facilities. Lot sizes are flexible and can be subdivided to meet a company's needs. Tenants include American Premium Beverage, The Quantum Group, Alfred Williams & Company, Tenn-Tex Plastics, and Baltek.

Kivett Drive Industrial Park

Kivett Drive Industrial Park is a 110-acre park adjacent to the I-74 interchange. This park is also located in Foreign Trade Zone 230. Tenants in this park include Mannington Laminate Floors, Bindagraphics and the primary distribution center and customer contact facility for RalphLauren.com, a division of Ralph Lauren Corporation.

FUTURE PARKS -- North High Point Industrial Center and I-74 Corporate Center

Two future business parks for High Point have been announced recently.

- In late 2012, 350 South announced a 500+-acre business park that could be called North High Point Industrial Center.
- In late 2013, Carolina Investment Properties announced a potential 300+-acre business park, tentatively to be called I-74 Corporate Center. The first 100 acres is under development, and a new distribution facility for Ralph Lauren Corporation is under construction.

Employment

High Point was not immune to the effects of the national economic recession. The 2008 average annual unemployment rate for High Point was 6.5% and rose to a high of 12.3% in June 2009, a direct correlation to the national economic crisis and matching the national unemployment trend. The unemployment rate for High Point has nearly returned to those pre-recession levels with unemployment at 6.8% as of June 2014.

Quality of Life

High Point's residents enjoy a wide variety of activities on a year-round basis due largely to a mild climate and an abundance of natural recreation amenities. Of the City's two public golf courses, the Oak Hollow course has been consistently rated among the top 75 public courses in the country.

Fourteen tennis courts, four indoor tennis courts, two public lakes and a substantially completed hiking/biking and greenway trail are major attributes of the City's recreational program. The colleges and universities in the area offer residents the opportunity to attend intercollegiate contests in all sports. Additionally, the City is a working partner with community organizations that have created a world-class soccer complex to further enhance recreational sport activities in the area.

The City remains enthusiastic about the Miracle League Field in High Point. Only the second such program in North Carolina, and the only one in the Triad region, the City partnered with civic organizations, most notably Rotary and Kiwanis, to build the specially equipped baseball field and playground to meet the recreational needs of children with intellectual and/or physical disabilities in this area and surrounding communities.

The High Point Theatre is a year-round performing arts facility meeting the cultural needs of the community. It is one of the finest stage and gallery spaces in the Southeast. The Theatre features an elegant 965-seat auditorium with continental style seating. Other facilities include three large exhibition galleries for meetings, display, or receptions. The Theatre is suited for convention use, as well as functions of the arts, and is rented year-round to both amateur and professional groups.

The educational needs of the citizens of High Point are served by a variety of quality public and private primary, secondary and post-secondary facilities. Guilford Technical Community College (GTCC) operates a first-rate industrial/technical-training program. With campuses in High Point and neighboring Jamestown, GTCC has an average quarterly enrollment of nearly 15,000.

The City and the Piedmont Triad region are home to 13 major colleges and universities. Wake Forest University, North Carolina A&T State University, the University of North Carolina at Greensboro, Guilford College, Greensboro College, and Winston-Salem State University are all located within 30 minutes of High Point. High Point University and Laurel University, formerly known as John Wesley College, are private institutions within the City limits offering a variety of baccalaureate and master degree programs.

High Point University, a private co-educational university affiliated with the United Methodist Church, completed its inaugural multi-year $250 million capital construction program, which has included replacing or modernizing a number of dormitories, athletic facilities, and numerous other campus buildings. In September 2010, High Point University announced an impressive $2 billion growth plan that will include a new school of pharmacy, a new health sciences building that will house graduate programs for physician assistants, physical therapists and occupational therapists, a new school of education, and new basketball arena. High Point University was again named in July 2014 as one of the top colleges and universities in the US for the seventh year in a row, and No. 1 for three consecutive years by US News and Report. Under the leadership of President Nido Qubein, the student body has increased from 1,450 to 4,300 students. Likewise, the campus has expanded to accommodate the growing student body and facility needs as described above from 92 to 380 acres. The University's slogan, "Choose to be Extraordinary" is not just a slogan, but a passion and vision for the institution.

Accounting System and Budgetary Control

The diverse nature of governmental operations and the necessity of assuring legal compliance preclude recording and summarizing all governmental financial transactions and balances in a single accounting entity. Therefore, from an accounting and financial management viewpoint, a governmental unit is a combination of several distinctly different fiscal and accounting entities, each having a separate set of accounts and functioning independently of each other. Each accounting entity is accounted for in a separate "fund".

A fund is defined as a fiscal accounting entity with a self-balancing set of accounts recording cash and other financial resources together with all related liabilities and residual equities or balances, and changes therein, which are segregated for the purpose of carrying on specific activities or attaining certain objectives in accordance with special regulations, restrictions, or limitations.

The City's accounting records for general governmental operations are maintained on a modified accrual basis, with the revenues being recorded when available and measurable and expenditures being recorded when the services or goods are received and the liabilities are incurred. Accounting records for the City's utilities and other enterprises are reported on the accrual basis.

The City's accounting system is organized and operated on a "fund" basis and each fund is classified in one of three categories and further identified as one of nine major types of funds:

Classification	Fund Type
Governmental Funds	General, Special Revenue, Debt Service, Capital Project
Proprietary Funds	Enterprise, Internal Service
Fiduciary Funds	Agency, Pension Trust, Private Purpose Pension Trust

Governmental Funds: These funds are, in essence, accounting segregations of financial resources. Expendable assets are assigned to the various governmental funds according to the purposes for which they may or must be used; current liabilities are assigned to the fund from which they are to be paid; and the differences between governmental fund assets and liabilities, the fund equity, is referred to as "Fund Balance".

The primary measurement focus is upon determination of financial position and changes in financial position, which is supported by the statement of revenues, expenditures, and changes in fund balances. It may be supported or supplemented by more detailed schedules of revenues, expenditures, transfers, and other changes in fund balance.

Proprietary Funds: These funds are sometimes referred to as "income determination," "nonexpendable," or "commercial type" funds and are used to account for a government's on-going organizations and activities, which are similar to those often found in the private sector.

All assets, liabilities, equities, revenues, expenses, and transfers relating to the government's business and quasi-business activities - where net income and capital maintenance are measured - are accounted for through proprietary funds.

The generally accepted accounting principles here are those applicable to similar businesses in the private sector, and the measurement focus is upon determination of net income, financial position, and changes in financial position.

Fiduciary Funds: These funds account for assets held by the City in a trustee capacity or as an agent for other governmental units and for other funds.

Internal Control: In developing and maintaining the City's accounting system, consideration is given to the adequacy of internal accounting controls. Internal accounting controls are designed to provide reasonable, but not absolute, assurance regarding (1) the safeguarding of assets against loss from unauthorized use or disposition, and (2) the reliability of financial records for preparing financial statements and maintaining accountability for assets.

The concept of reasonable assurance recognizes that: (1) the cost of a control should not exceed the benefits likely to be derived and (2) the evaluation of costs and benefits requires estimates and judgments by management.

All internal control evaluations occur within the above framework. We believe that the City's internal accounting controls adequately safeguard assets and provide reasonable assurance of proper recording of financial transactions.

Budgetary Control: The City's financial management software provides the information for effective fiscal management. Through utilization of budgetary accounting methods, effective budgetary control and accountability can be maintained. The Annual Budget, which is adopted for legal control at the functional level but controlled at the department level, authorizes and provides the basis for the City's financial management. The total adopted appropriations constitute the maximum expenditure authorization during the fiscal year and can only be amended by action of the City Council. Expenditures are controlled at the department level for all General, Special Revenue, Debt Service, Capital Projects and Enterprise funds.

Budgetary control is maintained at this level by the encumbrance of purchase amounts prior to the release of purchase orders to vendors. Purchase orders, which would result in an overrun of departmental operating balances, are not released until additional appropriations are made available.

Open encumbrances at June 30, 2014, are treated as commitments, rather than expenditures, and such encumbered funds are appropriated for expenditure in fiscal year 2014-2015.

Cash Management

Cash during the year was invested in U.S. Government Securities and agencies, commercial paper, money market accounts, and certificates of deposit. Cash balances are analyzed daily to maximize interest earnings. Investment periods ranged from overnight to 5 years, and at interest rates ranging from 0.01% to 5.5%. The City’s cash management program during FY2014 produced investment income across all funds of $893,575. At June 30, 2014, the investment portfolio is strategically invested with an emphasis in the North Carolina Capital Management Trust and short-term securities in order to maintain a high percentage of readily convertible funds as the City begins to take advantage of the slightly steepening investment yields that have become available in the new fiscal year.

Conclusion

The City of High Point has greatly enjoyed the vitality and growth from its economic diversity through development and voluntary annexation. In prior years, this growth has been generally sufficient to accommodate expenditures during the year. The City recognizes the vitality and importance of the High Point Market to the

City, surrounding region, and State. The City continues to actively and aggressively partner with public and private organizations to address competing interests to the Market.

Nevertheless, the City of High Point is a rapidly growing and culturally diverse community exceeding 109,000 residents having a wide variety of neighborhood, business, and civic priorities and expectations. The citizens of High Point have come to expect and appreciate the high level of municipal services they enjoy. The City is facing ever increasingly complex and expensive service needs, desires and mandates, along with the ever present and expensive challenges for continued and needed infrastructure repair and replacement. The above challenges are tied with an environment of trying to manage, balance and finance municipal services and infrastructure investments with minimal tax and utility rates that our citizens and businesses desire. This has become even more challenging as the most significant restructuring efforts in a generation are being legislated by the General Assembly in Raleigh. At this writing, our local economy exhibits continued slow and deliberate recovery evidenced by building permits, company expansions, and job announcements, but we also acknowledge that economic recovery will look very different and also that it may very well be another 12-18 months before the local economy sees real benefit and growth.

The management of the City of High Point continues to accept the challenge of managing all the City's resources in the best possible manner to support Council's commitments and initiatives and to deliver municipal services at a cost its citizens will agree to bear. The use of fund balances during these challenging fiscal seasons of late has been required, necessary and strategically utilized to provide our citizens the financial stability and security they expect from their local government. The challenge presented the City can be accomplished through our coordinated planning efforts using the Annual Budget, the Capital Improvement Program, and strategic business planning. As long as revenue growth rates do not decline unexpectedly; the costs of providing services do not escalate more rapidly than in previous years; and the City Council continues to evaluate all existing and potential revenue options, we can accomplish our tasks

Acknowledgments

The preparation of this year's report could not have been accomplished without the year round dedication of the members of the Financial Services Department team, contributions from numerous City operating departments and their staff, and the assistance of the independent auditors, McGladrey LLP. We would like to particularly mention our appreciation to the leadership and members of the Accounting Division, without whose particular dedication and contributions this report could not have been prepared and completed.

We wish to especially thank the Mayor, City Council, and the City Manager's Office for their support and interest in conducting the financial operations of the City in a responsible and progressive manner. We also thank them for their continued trust, patience, support and commitment they have placed in the City administration as we serve our citizens, businesses, and visitors with exceptional quality services.

Respectfully submitted,

Jeffrey A. Moore, CPA CGMA
Financial Services Director

Kelly M. Latham, CPA
Accounting Manager

Government Finance Officers Association

Certificate of Achievement for Excellence in Financial Reporting

Presented to

City of High Point
North Carolina

For its Comprehensive Annual
Financial Report
for the Fiscal Year Ended

June 30, 2013

Executive Director/CEO

Organization Chart
CITY OF HIGH POINT
as of June 30, 2014

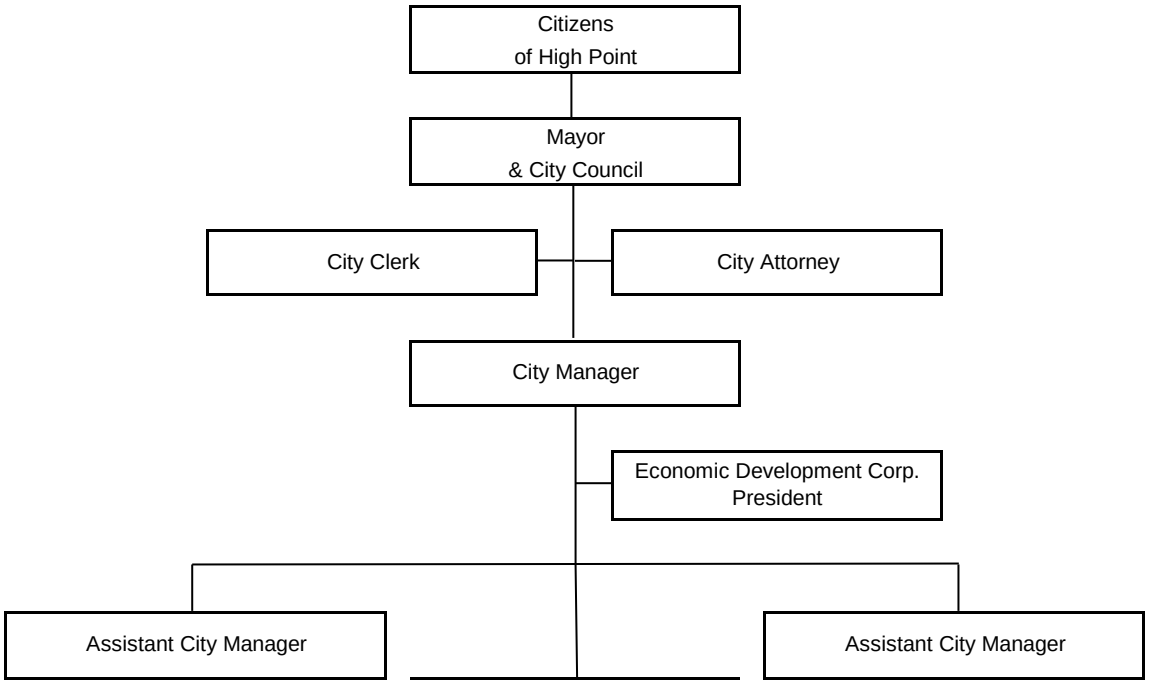

Customer Services	Budget & Evaluation	Community Dev. & Housing
Facility Services	Financial Services	Core City
Fleet Services	Fire	Electric Utilities
Information Technology Services	Human Resources	Engineering Services
Parks & Recreation	Police	Human Relations
Public Services	Public Communications	Library
Systems Projects		Planning & Development
Theatre		Transportation

McGladrey

Independent Auditor's Report

To the Honorable Mayor
and Members of the City Council
City of High Point, North Carolina

Report on Financial Statements

We have audited the accompanying financial statements of the governmental activities, the business-type activities, the discretely presented component unit, each major fund, and the aggregate remaining fund information of the City of High Point, North Carolina (the City), as of and for the year ended June 30, 2014, and the related notes to the financial statements, which collectively comprise the City's basic financial statements as listed in the table of contents.

Management's Responsibility for the Financial Statements

Management is responsible for the preparation and fair presentation of these financial statements in accordance with accounting principles generally accepted in the United States of America; this includes the design, implementation, and maintenance of internal control relevant to the preparation and fair presentation of financial statements that are free from material misstatement, whether due to fraud or error.

Auditor's Responsibility

Our responsibility is to express opinions on these financial statements based on our audit. We did not audit the financial statements of the City of High Point ABC Board. Those statements were audited by another auditor whose report has been furnished to us, and our opinion, insofar as it relates to the amounts included for the City of High Point ABC Board, is based solely on the report of another auditor. We conducted our audit in accordance with auditing standards generally accepted in the United States of America and the standards applicable to financial audits contained in *Government Auditing Standards*, issued by the Comptroller General of the United States. Those standards require that we plan and perform the audit to obtain reasonable assurance about whether the financial statements are free from material misstatement. The financial statements of the City of High Point ABC Board were not audited in accordance with *Government Auditing Standards*.

An audit involves performing procedures to obtain audit evidence about the amounts and disclosures in the financial statements. The procedures selected depend on the auditor's judgment, including the assessment of the risks of material misstatement of the financial statements, whether due to fraud or error. In making those risk assessments, the auditor considers internal control relevant to the entity's preparation and fair presentation of the financial statements in order to design audit procedures that are appropriate in the circumstances, but not for the purpose of expressing an opinion on the effectiveness of the entity's internal control. Accordingly, we express no such opinion. An audit also includes evaluating the appropriateness of accounting policies used and the reasonableness of significant accounting estimates made by management, as well as evaluating the overall financial statement presentation of the financial statements.

Member of the RSM International network of independent accounting, tax and consulting firms.

We believe that the audit evidence we have obtained is sufficient and appropriate to provide a basis for our audit opinions.

Opinions

In our opinion, based on our audit and the report of the other auditors, the financial statements referred to above present fairly, in all material respects, the respective financial position of the governmental activities, the business-type activities, the discretely presented component unit, each major fund, and the aggregate remaining fund information of the City as of June 30, 2014, and the respective changes in financial position and, where applicable, cash flows thereof and the respective budgetary comparison for the General Fund for the year then ended in accordance with accounting principles generally accepted in the United States of America.

Other Matters

Required Supplementary Information

Accounting principles generally accepted in the United States of America require that management's discussion and analysis, the Law Enforcement Officers' Special Separation Allowance and the Other Post Employment Benefits on pages 5 – 16, 74 – 75 and 76 – 77 be presented to supplement the basic financial statements. Such information, although not a part of the basic financial statements, is required by the Governmental Accounting Standards Board who considers it to be an essential part of financial reporting for placing the basic financial statements in an appropriate operational, economic, or historical context. We and the other auditors have applied certain limited procedures to the required supplementary information in accordance with auditing standards generally accepted in the United States of America, which consisted of inquiries of management about the methods of preparing the information and comparing the information for consistency with management's responses to our inquiries, the basic financial statements, and other knowledge we obtained during our audit of the basic financial statements. We do not express an opinion or provide any assurance on the information because the limited procedures do not provide us with sufficient evidence to express an opinion or provide any assurance.

Supplementary and Other Information

Our audit was conducted for the purpose of forming opinions on the financial statements that collectively comprise the basic financial statements of the City. The combining and individual fund statements, budgetary schedules, other schedules, and Schedule of Expenditures of Federal and State Awards, as required by U.S. Office of Management and Budget Circular A-133, *Audits of States, Local Governments, and Non-Profit Organizations* and the State Single Audit Implementation Act, are presented for purposes of additional analysis and are not a required part of the basic financial statements.

The combining and individual fund statements, budgetary schedules, other schedules, and the Schedule of Expenditures of Federal and State Awards are the responsibility of management and were derived from and relate directly to the underlying accounting and other records used to prepare the basic financial statements. Such information has been subjected to the auditing procedures applied in the audit of the basic financial statements and certain additional procedures, including comparing and reconciling such information directly to the underlying accounting and other records used to prepare the basic financial statements or to the basic financial statements themselves, and other additional procedures in accordance with auditing standards generally accepted in the United States of America by us and other auditors. In our opinion, based on our audit, the procedures performed as described above, and the report of other auditors, the combining and individual fund statements, budgetary schedules, other schedules, and the Schedule of Expenditures of Federal and State Awards, are fairly stated, in all material respects, in relation to the basic financial statements as a whole.

The introductory and statistical sections are presented for purposes of additional analysis and are not a required part of the basic financial statements. Such information has not been subjected to the auditing procedures applied in the audit of the basic financial statements by us or the other auditors, and accordingly, we do not express an opinion or provide any assurance on them.

Other Reporting Required by *Government Auditing Standards*

In accordance with *Government Auditing Standards*, we have also issued our report dated November 24, 2014, on our consideration of the City's internal control over financial reporting and on our tests of its compliance with certain provisions of laws, regulations, contracts, and grants agreements, and other matters. The purpose of that report is to describe the scope of our testing of internal control over financial reporting and compliance and the results of that testing, and not to provide an opinion on internal control over financial reporting or on compliance. That report is an integral part of an audit performed in accordance with *Government Auditing Standards* in considering the City's internal control over financial reporting and compliance.

McGladrey LLP

Greensboro, North Carolina
November 24, 2014

HIGH POINT

NORTH CAROLINA'S INTERNATIONAL CITY™

MANAGEMENT'S DISCUSSION AND ANALYSIS

Our discussion and analysis of City of High Point's financial performance provides an overview of the City's financial activities for the fiscal year ended June 30, 2014. Please read it in conjunction with the transmittal letter on page i and the City's financial statements, which begin on page 17.

FINANCIAL HIGHLIGHTS

The City is not in what some people have considered a rebound, but we are experiencing numerous positive results from a prolonged economic recovery period in this year's operations. Pleasingly, the City saw increases once again during the fiscal year. The City is financially sound as is evidenced in our results of operations for the fiscal year ended June 30, 2014.

- The assets of the City of High Point exceeded its liabilities and deferred inflows of resources at the close of the fiscal year by almost $548 million. The net position for governmental activities increased to over $206 million, and business-type net position improved to over $341 million.
- As of the close of the current fiscal year, the City of High Point's governmental funds reported combined ending fund balances of $67,163,616, an increase of $3,135,053 in comparison with the prior year. Approximately 28 percent of this total amount, or $18,923,481, is available for spending at the government's discretion in the General Fund. This amount represents slightly over 18 percent of total general fund expenditures for the fiscal year completed.
- The City's coveted general obligation bond rating has not been affected by the turbulence experienced in the last several years within the financial industry and federal treasury practices. The City's rating of AAA from Standard & Poor's as well as the second highest possible ratings of Aa1 from Moody's and of AA+ from Fitch were once again reaffirmed in May 2014 as the City issued new general obligation and refunding bonds in late Spring 2014.

USING THIS ANNUAL REPORT

This annual report consists of a series of financial statements. The Statement of Net Position and the Statement of Activities (on pages 17–19) provide information about the activities of the City as a whole and present a longer-term view of the City's finances. Fund financial statements start on page 20. For governmental activities, these statements tell how these services were financed in the short term as well as what remains for future spending. Fund financial statements also report the City's operations in more detail than the government-wide statements by providing information about the City's most significant funds. The remaining statements provide financial information about activities for which the City acts solely as a trustee or agent for the benefit of those outside of the government.

Reporting the City as a Whole

Our analysis of the City as a whole begins on page 17. One of the most important questions asked about the City's finances is, "Is the City as a whole better or worse as a result of the year's activities?" The Statement of Net Position and the Statement of Activities report information about the City as a whole and about its activities in a way that helps answer this question. These statements include all assets and liabilities using the accrual basis of accounting, which is similar to the accounting used by most private-sector companies. All of the current year's revenues and expenses are taken into account regardless of when cash is received or paid.

These two statements report the City's net financial position and changes in them. Readers are encouraged to think of the City's net position—the difference between assets, liabilities, and deferred inflows of resources—as one way to measure the City's financial health, or financial position. Over time, increases or decreases in the City's net position are one indicator of whether its financial health is

improving or deteriorating. The reader must also consider other nonfinancial factors, however, such as changes in the City's property tax base and the condition of the City's infrastructure, to assess the overall health of the City.

In the Statement of Net Position and the Statement of Activities, we divide the City into three kinds of activities:

- Governmental activities—Most of the City's basic services are reported here, including the general administration, police, fire, public services, and parks and recreation departments. Property taxes, sales and use taxes, intergovernmental revenues (utility franchise taxes, Powell Bill, etc.), along with various Federal and State grants finance most of these activities.

- Business-type activities—The City charges a fee to customers to help it cover all or most of the cost of certain services it provides. The City's utility systems (water, sewer, electric, and storm water) and other business-type activities (mass transit, parking and landfill facilities) are reported here.

- Component units—The City includes one separate legal entity in its report—the High Point ABC Board. Although legally separate, this "component unit" is important because the City appoints the board. The City is not financially accountable for them, even though net profits are distributed to the City.

Reporting the City's Most Significant Funds

Our analysis of the City's major funds begins on page 20. The fund financial statements provide detailed information about the most significant funds—not the City as a whole. Some funds are required to be established by State law and by bond covenants. The City's two types of funds—governmental and proprietary—use different methods of accounting.

Governmental funds—Most of the City's basic services are reported in governmental funds, which focus on how money flows into and out of those funds and the balances left at year-end that are available for spending. These funds are reported using an accounting method called modified accrual accounting, which measures cash and all other financial assets that can be readily converted to cash. The governmental fund statements provide a detailed short-term view of the City's general government operations and the basic services it provides. Governmental fund information helps determine whether there are more or fewer financial resources that can be spent in the near future to finance the City's programs. We describe the relationship (or differences) between governmental activities (reported in the Statement of Net Position and the Statement of Activities) and governmental funds in reconciliation at the bottom of the fund financial statements.

Proprietary funds—When the City charges customers for the services it provides—whether to outside customers or to other units of the City—these services are generally reported in proprietary funds. Proprietary funds are reported in the same way that all activities are reported in the Statement of Net Position and the Statement of Activities. In fact, the City's enterprise funds (a component of proprietary funds) are the same as the business-type activities we report in the government-wide statements but provide more detail and additional information, such as cash flows, for proprietary funds. We use internal service funds (the other component of proprietary funds) to report activities that provide supplies and services to the City's other programs and activities—such as the City's fleet services operations.

The City as Trustee

The City is a trustee responsible for other assets that—because of a trust arrangement—can be used only for the trust beneficiaries. All of the City's fiduciary activities are reported in a separate Statement of Fiduciary Net Position. We exclude these activities from the City's other financial statements because the City cannot use these assets to finance its operations. The City is responsible for ensuring that the assets reported in these funds are used for their intended purposes.

THE CITY AS A WHOLE AND GOVERNMENT–WIDE FINANCIAL ANALYSIS

The government-wide financial statements for the fiscal year ended June 30, 2014 are presented in accordance with GASB Statement (GASBS) No. 34, Basic Financial Statements—and Management's Discussion and Analysis—for State and Local Governments.

Required Components of Annual Financial Report

Figure 1

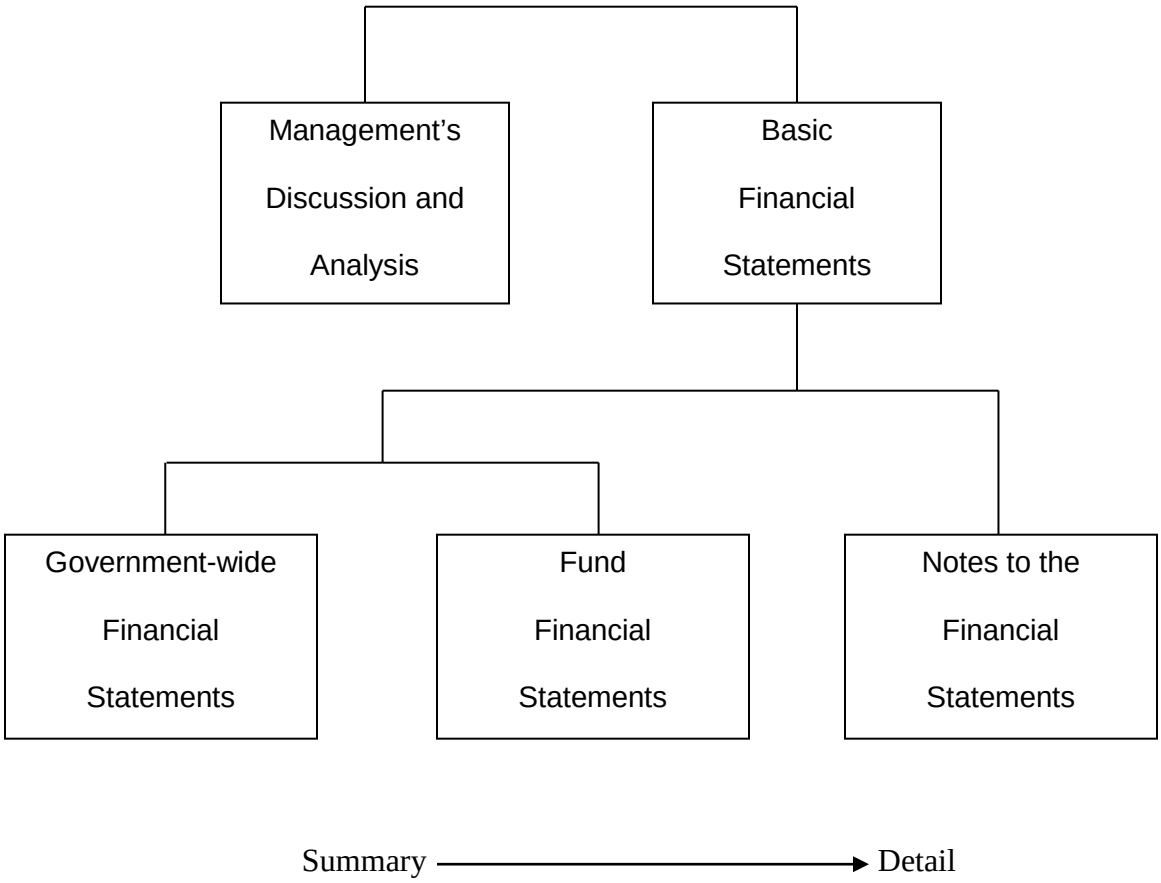

The City's combined net position increased slightly by 1.3% this year to $548 million from $541 million. Given that the prior year's change also saw an increase of $16 million (3.0%) from FY2012's total of $525 million, it is a testament to City Council's fiscal policies, priority-based budgeting, and prudent fiscal management and restraints during the prolonged economic recovery that the City is positioning itself as a stronger and leaner unit of local government. Our analysis below focuses on the net financial position (Table 1), and changes in net position (Table 2) of the City's governmental and business-type activities.

Net Position

Total net position for the City increased from $541 million to $548 million during FY2013-2014. The net position for governmental activities increased slightly as compared to the prior fiscal year. We believe this results from a combination of several factors which contributed to the improving fiscal health of the government. The City continues to invest heavily in capital spending with its continuing emphasis on infrastructure using long-term debt proceeds issued in prior fiscal years. The City also issued just over $6 million in new general obligation bonds in late Spring 2014 which will be invested in streets infrastructure and recreation and firefighting facilities in the next fiscal year. The investment of debt proceeds which were issued in prior years into capital assets slightly outpaced the recognition of depreciation expense on governmental assets. The most significant factor however was realizing revenues which exceeded fiscal controls on expenditures for both governmental and business-type activities. Restricted and unrestricted net position combined for a $10.8 million or 6.6% increase from $164.2 million in FY2012-2013 to $175.0 million in FY2013-2014.

Table 1
Net Position
(In Thousands)

	Governmental Activities		Business-type Activities		Total Primary Government	
	2014	2013	2014	2013	2014	2013
Assets						
Current and other assets	$ 84,779	$ 81,430	$213,226	$172,163	$298,005	$253,593
Capital Assets (net)	220,956	220,714	376,493	380,633	597,449	601,347
Total assets	305,735	302,144	589,719	552,796	895,454	854,940
Liabilities						
Liabilities and payables	6,138	6,707	17,436	15,843	23,574	22,550
Long-term liabilities	87,635	86,727	227,661	194,916	315,296	281,643
Total liabilities	93,773	93,434	245,097	210,759	338,870	304,193
Deferred Inflows						
Deferred Inflows of Resources	5,277	5,540	3,322	4,514	8,599	10,054
Net Position						
Net investment in capital assets	160,289	160,448	212,606	216,040	372,895	376,488
Restricted	29,850	32,135	6,300	14,385	36,150	46,520
Unrestricted	16,546	10,587	122,394	107,098	138,940	117,685
Total net position	$206,685	$203,170	$341,300	$337,523	$547,985	$540,693

The net position of our business-type activities also increased slightly ($341 million compared to $337 million) in 2014 as increasing revenues outpaced increases in operating expenses which allowed continued steady funding on major infrastructure projects to repair, replace and improve the water and sewer and electric infrastructure. The City will use the unrestricted net position to finance the continuing operations of the enterprise operations of the City (Water, Sewer, Electric, Mass Transit, Parking, Landfill, and Storm Water), and their related capital investments. Unrestricted net position in the governmental activities—the part of net position that can be used to finance day-to-day operations without constraints established by debt covenants, enabling legislation, or other legal requirements—increased to $16,546,064 as compared to $10,586,602. The City intends to use the unrestricted net position to address future capital budget needs and to provide a resource towards potential deficits which may arise from unfunded governmental mandates and legislative changes. These balances are also used as a tool to leverage the need for future tax increases as the demand for current and enhanced services continues to rise as the City addresses the priorities of its citizens.

Revenues and Expenses

The City's total revenues (excluding transfers and special items) increased 1.5% ($4.7 million) over the previous fiscal year. Charges for services in the City's governmental activities led the majority ($4.2 million) of the increase as the City instituted a multi-year phase-in for refuse collection fees which will reduce the burden on the City's property tax rate in future years. Charges for services in the City's business-type activities experienced modest revenue growth primarily from a nominal increase in the electric retail rate. Property taxes exhibited a modest increase from the prior year as a result of modest growth in property valuation and collections of taxes. There was neither an increase nor decrease in the City's property tax rate for FY2013-2014. Sales and occupancy taxes also posted revenue increases when compared to the prior fiscal year. We will discuss these areas in more detail later in this analysis.

Table 2
Changes in Net Position
(In Thousands)

	Governmental Activities		Business-type Activities		Total Primary Government	
	2014	2013	2014	2013	2014	2013
City Revenues						
Program revenue:						
Charges for services	$ 14,762	$ 10,584	$183,217	$182,647	$197,979	$193,231
Operating grants and contributions	11,083	11,178	3,819	2,166	14,902	13,344
Capital grants and contributions	6,327	9,106	2,724	3,185	9,051	12,291
General revenue:						
Property taxes	61,232	59,915	-	-	61,232	59,915
Sales & occupancy taxes	17,477	16,982	-	-	17,477	16,982
Grants, contributions not restricted to specific programs	16,232	17,068	-	-	16,232	17,068
Other	524	387	583	64	1,107	451
Total City revenues	127,637	125,220	190,343	188,062	317,980	313,282
City Expenses						
General Government	20,092	19,283	-	-	20,092	19,283
Public safety	45,488	44,872	-	-	45,488	44,872
Public and Environmental Services	25,038	24,761	-	-	25,038	24,761
Planning and Community Development	10,338	10,825	-	-	10,338	10,825
Cultural and Recreation	20,355	19,725	-	-	20,355	19,725
Interest expense and related debt service	3,385	3,515	-	-	3,385	3,515
Water and Sewer	-	-	46,375	42,886	46,375	42,886
Electric	-	-	125,605	117,622	125,605	117,622
Mass Transit	-	-	3,702	3,785	3,702	3,785
Parking	-	-	587	566	587	566
Landfill	-	-	7,106	6,630	7,106	6,630
Storm Water	-	-	2,617	2,823	2,617	2,823
Total City expenses	124,696	122,981	185,992	174,312	310,688	297,293
Increase (decrease) in net position before transfers	2,941	2,239	4,351	13,750	7,292	15,989
Transfers in (out)	574	798	(574)	(798)	-	-
Increase (decrease) in net position	3,515	3,037	3,777	12,952	7,292	15,989
Net position, beginning, as restated	203,170	200,133	337,523	324,571	540,693	524,704
Net position, ending	$206,685	$203,170	$341,300	$337,523	$547,985	$540,693

The total cost of all programs and services increased 4.5 percent ($13.4 million). The City moderated the increased demands for services and the resulting cost to City operations in continued response to the City Council's leadership to reduce governmental burden on our citizens and ratepayers. Results of operations show that both governmental functions and the business-type activities of water and sewer, mass transit, parking, and storm water saw moderate increases when compared to last fiscal year. The most significant increases were evidenced in the City's water and sewer and electric operations. These changes will be explained in more detail later in this analysis.

Several aspects of the City's financial operations continue to positively influence the total unrestricted government net position. These are highlighted as follows:

- The City's continued high collection of property taxes billed increased to a tax collection rate exceeding 98% (an increase of 1%).
- The net position for business-type operations increased this year by $3.8 million as the City increased rates for electric services. These revenues from utility operations are being utilized to continue efforts to improve and replace the water and sewer, and electric system infrastructure and distribution system while holding the line on operating expenses, with an exception for wholesale power costs, fairly constant. Additionally, the target level of unrestricted net position is being used as part of a strategic capital plan to provide long-term solutions for maintaining the capital investments for the Water and Sewer fund while ultimately moderating future required water and sewer rate increases.

Governmental Activities

Property tax revenues increased $1.3 million compared to the prior year, primarily from the 1% increase in collection rate percentage and some growth in the property tax base. Sales and occupancy taxes grew slightly again during the fiscal year as local retail sales increased. The positive news in both these significant revenue sources is that we are seeing slight improvement monthly and throughout the fiscal year.

The total cost of all governmental activities this year increased only $1.7 million to $124.7 million. However, as shown in the Statement of Activities on pages 18-19, the amount that our taxpayers ultimately financed for these activities through City taxes was $92.5 million, a slight increase of only $0.5 million from the prior year because much more of the cost was paid by those who directly benefited from the programs ($14.8 million) or by other governments and organizations that subsidized certain programs with grants and contributions ($11.0 million). The City paid for the remaining "public benefit" portion of governmental activities with over $17.5 million in sales and other taxes and another $16.7 million in other general revenues.

Table 3
Governmental Activities

	Total Cost of Services	Net Cost of Services
General Government	$ 20,091,425	$ 15,901,215
Public Safety	45,488,095	42,838,894
Public and Environmental Services	25,038,325	9,334,887
Planning, Community & Economic Development	10,338,434	4,349,533
Cultural and Recreation	20,355,123	16,715,450
Interest on long-term debt	3,384,574	3,384,574
Total	$ 124,695,976	$ 92,524,553

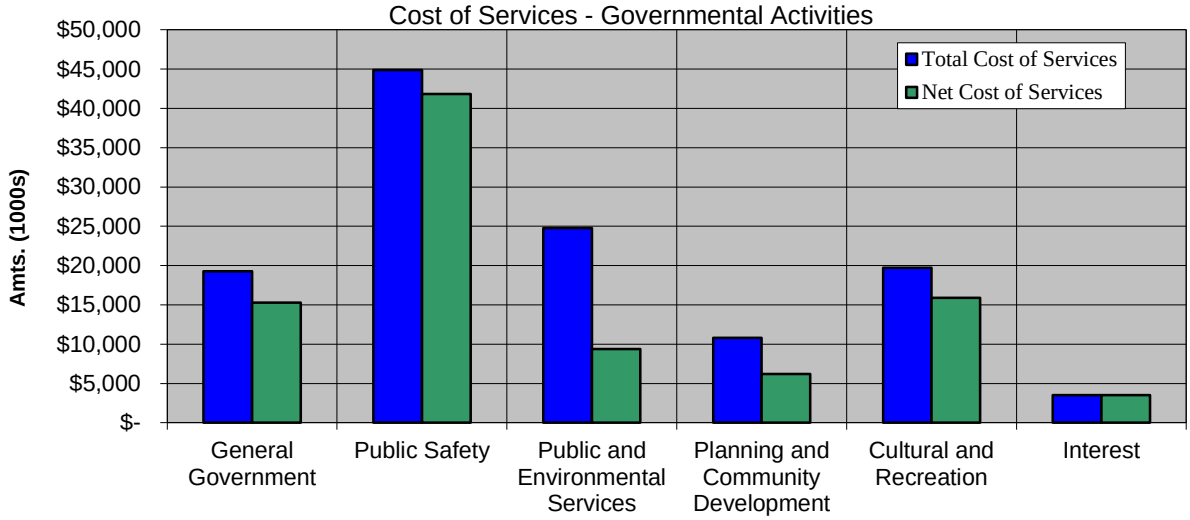

Table 3 presents the cost of each of the City's programs—general government, public safety, public and environmental services, planning, community and economic development, cultural and recreation—as well as each program's net cost (total cost less revenues generated by the activities). The net cost shows the financial burden that was placed on the City's taxpayers by each of these functions.

Business-type Activities

Charges for services of the City's business-type activities (see Table 2) increased only slightly over the past fiscal year ($183.2 million in 2014 compared to $182.6 million in 2013). This was mainly due to an increase in operating revenues received by the Electric fund, while all other fund operating revenues remained virtually unchanged over the prior year.

The City water and sewer utility did not increase rates again for the fiscal year ended June 30, 2014, as the City Council held rates constant to benefit citizens and businesses as their respective economic recoveries stabilized and confidence improved.

Revenues increased by $1.2 million in the Electric Fund primarily from an increase in retail rates which was partially offset by a decrease in electric consumption. Electric rates were increased by 4.9% at the beginning of the fiscal year to generate the revenues required to cover the wholesale power costs increase of 5.0%.

FINANCIAL ANALYSIS OF THE CITY'S FUNDS

Governmental Funds

The focus of the City's governmental funds is to provide information on current inflows, outflows, and balances of usable resources. Such information is useful in assessing the City of High Point's financing requirements. Specifically, fund balance can be a useful measure of a government's net resources available for spending at the end of the fiscal year.

As the City completed the year, its governmental funds (as presented in the balance sheet) reported a combined fund balance of $67 million, a $3 million increase over the prior fiscal year. Of the total fund balances reported, $22.0 million was available to finance future expenditures, including $2.1 million committed formally by City Council for economic development and furniture market development and $5.6 million assigned for various purposes as explained in the Notes to the Financial Statements (Note 1.F.12).

The General Fund is the primary operating fund of the City of High Point. At the end of the current fiscal year, total fund balance of the General Fund was $30,194,375. The City Council has determined through formal policy that the City should maintain a minimum available fund balance (that is, total fund balance remaining after removing restrictions, commitments, and previous assignments) of 10% of the General Fund's expenditures in the event the City had an unforeseen need or opportunity, in addition to providing for cash flow needs. At June 30, 2014, unassigned fund balance amounted to 11.6% of the fiscal year 2014 General Fund budget (exclusive of amounts included in the budget that are assigned and/or restricted for benefits and wellness, and economic and market development).

The 2014-2015 Annual Budget appropriated a total of $4,202,575 of the reported General Fund's spendable, unrestricted fund balance to finance operations and capital improvements in the next fiscal year, leaving a balance of unassigned fund balance for future fiscal years of $13,314,164.

General Fund Budgetary Highlights

Over the course of the year, the City Council revised the City budget several times. Generally, budget amendments fall into one of two categories: 1) amendments made to adjust the estimates that are used to prepare the original budget ordinance once exact information is available; and 2) increases in appropriations that become necessary to maintain services. However, expenditures were held in check and the City was able to comply with its budgetary requirements.

General Fund Revenues on the Governmental Fund Basis

Revenue Sources	Actual Amount	Percent of Total	Increase (Decrease) from 2013
Property taxes	$ 58,578,331	54.0%	$ 1,816,142
Sales and use taxes	17,476,958	16.1%	494,549
Intergovernmental revenues	14,226,699	13.1%	687,734
Licenses and Permits	3,728,062	3.4%	235,653
Charges for services	6,778,018	6.3%	2,141,485
Interest on investments	253,779	0.2%	191,564
Miscellaneous revenues	7,376,471	6.8%	374,483
	$ 108,418,318	100.0%	$ 5,941,610

The most significant component in General Fund revenues remains to be property taxes especially with the decrease from collected revenues. The other large increase occurring in the fiscal year was the new fee for refuse collection instituted in July 2013 as the City begins to transition refuse collection to an fee-for-service enterprise. In addition, sales and use taxes show positive improvement over the prior fiscal year as local economic conditions improve and the City also received a small increase in intergovernmental revenues for disaster relief assistance.

The most significant changes in General Fund expenditures when compared to the previous fiscal year occurred in public safety, public services and culture and recreation. During FY2013, the City completed the construction of the two authorized new fire trucks as well as saw the Police Department expend funds for additional equipment. These infrequent expenditures caused much of the year to year decrease. A similar scenario emerges as increased transportation expenditures for several city intersections and increased repaving efforts during FY2013 were not repeated at those expanded levels during FY2014. These decreases were offset by an increase in culture and recreation spending.

General Fund Expenditures on the Governmental Fund Basis

Functions	Amount	Percent of Total	Increase (Decrease) from 2013
General Government	$ 15,632,281	15.7%	$ 176,613
Public Safety	42,631,709	42.7%	(719,321)
Public Services	15,799,524	15.8%	(579,377)
Planning, Community and Economic Dev	7,538,713	7.6%	(189,027)
Cultural and Recreation	18,163,763	18.2%	419,282
	$ 99,765,990	100.0%	$ (891,830)

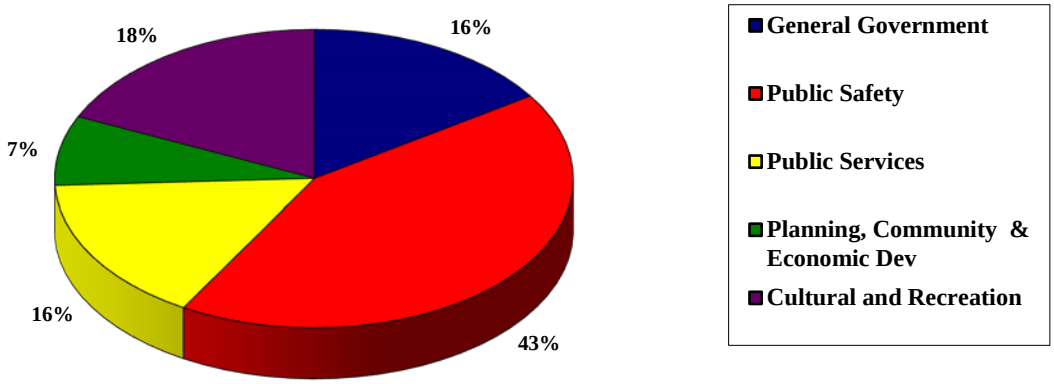

Other Governmental Funds

The General Capital Projects Fund continues to be shown as a major fund in the current fiscal year. This presentation is not required for the FY 2014; however, the City's decision to show this fund as major is allowed. This is primarily due to the continued level of expenditures in future years that will require presentation as major. These future planned expenditures are consistent with the capital financing strategy approved by City Council in 2005.

CAPITAL ASSET AND DEBT ADMINISTRATION

Capital Assets

At the end of fiscal year 2014, the City had $1.36 billion invested in a broad range of capital assets, including police and fire equipment, buildings, park facilities, roads, bridges, and water and sewer lines and electric infrastructure (See Table 4 below). This amount represents a net increase (including additions and deductions) of $28.7 million, or 2.1 percent, over last year. The majority of the additions during the fiscal year continue to come from the expenditure of previously issued general obligation and revenue bonds. Additional information on the City's capital assets can be found in Note 2.A.4. to the financial statements.

Table 4
Capital Assets
(In Thousands)

	Governmental Activities		Business-type Activities		Total Primary Government	
	2014	2013	2014	2013	2014	2013
Land and land improvements	$ 18,734	$ 18,678	$ 11,837	$ 11,837	$ 30,571	$ 30,515
Intangibles	317	317	3,452	2,573	3,769	2,890
Construction in progress	17,846	17,638	22,908	13,603	40,754	31,241
Buildings and related improvements	71,656	68,781	105,876	105,889	177,532	174,670
Equipment	66,616	61,720	36,802	36,851	103,418	98,571
Infrastructure	523,782	517,550	478,146	473,810	1,001,928	991,360
Total capital assets	$ 698,951	$ 684,684	$ 659,021	$ 644,563	$ 1,357,972	$ 1,329,247

The City's fiscal year 2014-2015 capital pay-as-you-go budget calls for spending another $20.6 million for capital projects as outlined below, principally for the utility system improvements and infrastructure.

These capital projects are budgeted as follows:

General Fund	$ 751,400
Water and Sewer Fund	4,675,270
Electric	5,598,084
Landfill	5,385,000
Stormwater	4,150,000
Parking	35,000
Total	$ 20,594,754

Debt

At year-end, the City had approximately $288 million in bonds and notes outstanding versus $255 million last year—an increase of 12.8 percent—as shown in Table 5. The City completed two general obligation refunding issues as well issued $6,115,000 for transportation improvements and recreation and firefighting facilities in addition to $41,310,750 in enterprise system revenue bonds for water and sewer infrastructure upgrades and improvements during Fiscal Year 2013-2014.

Table 5
Outstanding Debt
(In Thousands)

	Governmental Activities		Business-type Activities		Total Primary Government	
	2014	2013	2014	2013	2014	2013
General obligation bonds	$ 73,820	$ 72,071	$ 40,365	$ 44,274	$ 114,185	$ 116,345
Revenue bonds	-	-	161,974	124,417	161,974	124,417
Notes payable and installment contracts	4,215	5,663	7,303	8,609	11,518	14,272
Total outstanding debt	$ 78,035	$ 77,734	$ 209,642	$ 177,300	$ 287,677	$ 255,034

The City's general obligation bond rating continues to carry high and stable ratings from the three national rating agencies at June 30, 2014. Standard & Poor's rates the City's credit at AAA, the highest available. Moody's and Fitch rate the City's credit at Aa1 and AA+, respectively. The City's bond

ratings are a clear indication of the sound financial management practices and solid financial condition of the City of High Point as affirmed by their reports in May 2014. These high financial credit ratings are a primary factor in keeping interest costs low on the City's outstanding debt. The State limits the amount of general obligation debt that cities can issue to 8 percent of the assessed value of all taxable property within the City's corporate limits. The City's outstanding general obligation debt is significantly below this $724 million state-imposed limit.

Other obligations include accrued vacation pay, other post-employment benefits, and closure/post closure liabilities. More detailed information about the City's long-term liabilities is presented in Note 2.B.9. to the financial statements.

ECONOMIC FACTORS AND NEXT YEAR'S BUDGETS AND RATES

The City's elected and appointed officials considered many factors when setting the fiscal year 2014-2015 budget and tax rates that support the governmental activities and fees that will be charged for the business-type activities. Following a slight increase in valuation during FY2013-2014, property values for FY2014-2015 were expected to increase by 2.9%. Part of this growth is anticipated from commercial and residential permits issued showing continued improvement in year-to-year growth although still well below the 10-year average growth. Water and sewer consumption growth was expected to be largely flat for the second year, and electric load growth was projected to be essentially flat for the 6th consecutive year.

Inflation in the City continues to be hedged slightly lower than the national Consumer Price Index (CPI) increase. The City's CPI increase was projected to be 2.1% for fiscal year 2015 compared with the national rate of 3 percent.

In adopting the Annual Budget for fiscal year 2014-2015, the above-mentioned factors were taken into account. However, the focus on maintaining the City's exceptionally high quality residential and business life continues to be a top priority as we seek to create, guide, and sustain High Point as the single most livable, safe and prosperous community in America.

Additionally, encouraging responsible land use and environmental planning, and balanced economic growth, development and redevelopment throughout the City's 95 square mile annexation agreement area is also among our highest priorities.

The total General Fund budget appropriates $100.3 million, which is a decrease of 6.3 percent over the adopted 2014 budget of $107.0 million. Property taxes were reduced to an approved rate of 66.4 cents. The City continued to maintain the strategic reductions employed during the last four fiscal years to hold operating costs in check. The City utilized this strategy to maintain the high level of quality and services that our citizens, businesses, and visitors enjoy and are accustomed to receiving with a mind to the reality that the City's economy will improve slowly. Additionally, the City Council transferred the collection of residential and commercial refuse operations, the next anticipated increase in charges for these services and the expenses related thereto to the Solid Waste Enterprise Fund.

The City's business-type activities are also expected to maintain their strength or improve based on the following factors in the adoption of the Annual Budget for fiscal year 2015:

- Water and sewer rates were increased 3.0% as of July 1, 2014 following the needs-based timing from the issuance of Series 2014 revenue bonds. The fund is expected to maintain commitments for pay-as-you-go infrastructure and debt funded projects.

- Electric rates were increased 1.8% to cover the wholesale power rate increase of 1.8% also effective as of July 1, 2014.

- The Landfill Fund was renamed as the Solid Waste Fund, and as discussed above, had refuse collections added to the list of services for which fees were being charged.

- There were no rate increases for the Mass Transit, Parking Facilities, and Storm Water Funds.

CONTACTING THE CITY'S FINANCIAL MANAGEMENT

This financial report is designed to provide our citizens, taxpayers, customers, and investors and creditors with a general overview of the City's finances and to show the City's accountability for the money received. If you have questions about this report or need additional financial information, contact the Financial Services Department, City of High Point, P.O. Box 230, High Point, NC 27261-0230.

CITY OF HIGH POINT, NORTH CAROLINA

STATEMENT OF NET POSITION

June 30, 2014

	PRIMARY GOVERNMENT			COMPONENT UNIT
	Governmental Activities	Business-type Activities	TOTAL	HIGH POINT ABC BOARD
ASSETS				
Cash and investments	$ 52,088,468	$ 134,849,535	$ 186,938,003	$ 2,653,633
Receivables:				
Taxes (net)	2,267,148	-	2,267,148	-
Accounts receivable and accrued revenue (net)	9,298,475	21,416,728	30,715,203	-
Notes	4,649,247	-	4,649,247	-
Accrued interest	47,281	135,570	182,851	-
Internal balances	(1,474,105)	1,474,105	-	-
Interfund loan	(1,227,736)	1,227,736	-	-
Due from component unit	296,588	-	296,588	-
Inventory	265,954	5,817,419	6,083,373	965,225
Prepaid Items	19,659	107,494	127,153	78,560
Restricted Assets:				
Prepaid pension assets	92,596	-	92,596	-
Cash and investments	18,454,906	48,197,651	66,652,557	-
Capital Assets:				
Land, non-depreciable improvements, and construction in progress	36,696,127	34,745,315	71,441,442	751,799
Other capital assets, net of related depreciation	184,259,848	341,747,846	526,007,694	1,551,066
Total capital assets	220,955,975	376,493,161	597,449,136	2,302,865
TOTAL ASSETS	305,734,456	589,719,399	895,453,855	6,000,283
LIABILITIES				
Accounts payable and accrued expenses	4,435,139	14,699,345	19,134,484	637,270
Prepaid utility revenues	-	128,516	128,516	-
Accrued interest payable	704,660	1,539,066	2,243,726	-
Due to City of High Point	-	-	-	296,588
Due to other governments	-	-	-	38,290
Accounts payable from restricted assets:				
Accounts payable and accrued expenses	775,799	-	775,799	-
Deposits and other liabilities	222,197	1,069,650	1,291,847	-
Long-term liabilities:				
Due in one year	10,600,178	10,696,741	21,296,919	-
Due in more than one year	77,035,208	216,964,157	293,999,365	-
TOTAL LIABILITIES	93,773,181	245,097,475	338,870,656	972,148
DEFERRED INFLOWS OF RESOURCES				
Deferred Inflows of Resources	5,276,523	3,322,403	8,598,926	-
TOTAL DEFERRED INFLOWS OF RESOURCES	5,276,523	3,322,403	8,598,926	-
NET POSITION				
Net investment in capital assets	160,288,864	212,606,134	372,894,998	2,302,865
Restricted for:				
Stabilization by State Statute	10,978,070	-	10,978,070	-
Debt service	17,822,981	-	17,822,981	-
Capital projects	-	5,919,787	5,919,787	-
Grant programs	550,211	379,216	929,427	-
Transportation	498,562	-	498,562	-
High Point ABC Board Working Capital	-	-	-	441,078
Unrestricted	16,546,064	122,394,384	138,940,448	2,284,192
TOTAL NET POSITION	$ 206,684,752	$ 341,299,521	$ 547,984,273	$ 5,028,135

The notes to basic financial statements are an integral part of this statement.

City of High Point, North Carolina

Statement of Activities
For the Year Ended June 30, 2014

Functions/Programs	Expenses	Program Revenues: Charges for Services	Program Revenues: Operating Grants and Contributions	Program Revenues: Capital Grants and Contributions
Primary Government:				
Governmental activities:				
General Government	$ 20,091,425	$ 4,059,890	$ 52,552	$ 77,768
Public Safety	45,488,095	787,237	1,861,964	-
Public and Environmental Services	25,038,325	3,733,692	5,720,776	6,248,970
Planning/Community and Economic Development	10,338,434	3,096,336	2,892,565	-
Cultural and Recreation	20,355,123	3,084,530	555,143	-
Interest and Fiscal Charges	3,384,574	-	-	-
Total governmental activities	124,695,976	14,761,685	11,083,000	6,326,738
Business-type activities:				
Water and Sewer	46,375,398	43,757,248	528,539	2,724,533
Electric	125,605,217	127,773,233	2,272,191	-
Mass Transit	3,701,643	1,068,313	756,154	-
Parking	587,145	319,486	-	-
Landfill	7,105,931	7,709,575	124,526	-
Stormwater	2,617,249	2,588,750	137,419	-
Total business-type activities	185,992,583	183,216,605	3,818,829	2,724,533
Total primary government	$ 310,688,559	$ 197,978,290	$ 14,901,829	$ 9,051,271
Component unit:				
High Point ABC Board	$ -	$ -	$ -	$ -
Total component unit	$ -	$ -	$ -	$ -

General revenues:
Property taxes
Sales and use taxes
Occupancy and other local taxes
Revenues and contributions not restricted to specific programs
Gain on the disposal of capital assets
Investment earnings
Total general revenues not including transfers
Transfers
Total general revenues and transfers
Change in net position

Net position - beginning

Net position, ending

The notes to basic financial statements are an integral part of this statement.

Net Revenue (Expense) and Change in Net Position			Component Unit
Primary Government			
Governmental Activities	Business-type Activities	Total	ABC Board
$ (15,901,215)	$ -	$ (15,901,215)	$ -
(42,838,894)	-	(42,838,894)	-
(9,334,887)	-	(9,334,887)	-
(4,349,533)	-	(4,349,533)	-
(16,715,450)	-	(16,715,450)	-
(3,384,574)	-	(3,384,574)	-
(92,524,553)	-	(92,524,553)	-
-	634,922	634,922	-
-	4,440,207	4,440,207	-
-	(1,877,176)	(1,877,176)	-
-	(267,659)	(267,659)	-
-	728,170	728,170	-
-	108,920	108,920	-
-	3,767,384	3,767,384	-
$ (92,524,553)	$ 3,767,384	$ (88,757,169)	$ -
$ -	$ -	$ -	$ 95,030
$ -	$ -	$ -	$ 95,030
$ 61,232,282	$ -	$ 61,232,282	$ -
15,554,105	-	15,554,105	-
1,922,853	-	1,922,853	-
16,232,481	-	16,232,481	1,605
194,779	19,809	214,588	-
329,076	562,866	891,942	7,391
95,465,576	582,675	96,048,251	8,996
573,806	(573,806)	-	-
96,039,382	8,869	96,048,251	8,996
3,514,829	3,776,253	7,291,082	104,026
203,169,923	337,523,268	540,693,191	4,924,109
$ 206,684,752	$ 341,299,521	$ 547,984,273	$ 5,028,135

CITY OF HIGH POINT, NORTH CAROLINA

Balance Sheet
Governmental Funds
June 30, 2014

	Major Funds			
	General Fund	**General Capital Projects Fund**	**Non-Major Governmental Funds**	**Total Governmental Funds**
ASSETS				
Cash and investments	$ 27,438,714	$ 2,684,369	$ 17,837,607	$ 47,960,690
Receivables (net):				
Taxes	2,267,148	-	-	2,267,148
Accounts receivable and accrued revenue	7,078,015	769,892	1,377,144	9,225,051
Notes	-	-	4,649,247	4,649,247
Accrued interest	29,350	-	17,931	47,281
Due from component unit	296,588	-	-	296,588
Prepaid items	19,659	-	-	19,659
Restricted assets:				
Cash and investments	222,197	17,367,489	865,220	18,454,906
TOTAL ASSETS	$ 37,351,671	$ 20,821,750	$ 24,747,149	$ 82,920,570
LIABILITIES				
Accounts payable and accrued expenses	$ 3,934,717	$ 90,314	$ 168,721	$ 4,193,752
Due to other funds	-	664,858	562,878	1,227,736
Liabilities payable from restricted assets:				
Accounts payable and accrued expenses	-	726,084	49,715	775,799
Deposits and other liabilities	222,197	-	-	222,197
TOTAL LIABILITIES	4,156,914	1,481,256	781,314	6,419,484
DEFERRED INFLOWS OF RESOURCES				
Unavailable taxes	2,267,146	-	-	2,267,146
Prepaid taxes and licenses	544,186	-	-	544,186
Unavailable grant receivables	189,050	708,056	896,695	1,793,801
Unearned grants	-	-	83,090	83,090
Unearned notes and loans receivables	-	-	4,649,247	4,649,247
TOTAL DEFERRED INFLOWS OF RESOURCES	3,000,382	708,056	5,629,032	9,337,470
FUND BALANCES				
Non Spendable:				
Prepaid items	19,659	-	-	19,659
Restricted:				
Stabilization by state statute	7,879,820	2,278,305	819,945	10,978,070
Grant programs	-	-	550,211	550,211
Transportation	498,562	-	-	498,562
Debt service	-	-	17,822,981	17,822,981
Capital projects	-	15,327,136	-	15,327,136
Committed:				
Economic development	2,127,599	-	-	2,127,599
Benefits and Wellness	745,254	-	-	745,254
Capital projects	-	1,026,997	-	1,026,997
Assigned:				
Subsequent year's expenditures	4,202,575	-	-	4,202,575
General government	243,403	-	-	243,403
Public safety	12,751	-	-	12,751
Culture & recreation	479,232	-	-	479,232
Planning & economic development	107,873	-	-	107,873
Public services and transportation	563,483	-	-	563,483
Unassigned	13,314,164	-	(856,334)	12,457,830
TOTAL FUND BALANCES	30,194,375	18,632,438	18,336,803	67,163,616
TOTAL LIABILITIES, DEFERRED INFLOWS OF RESOURCES AND FUND BALANCES	$ 37,351,671	$ 20,821,750	$ 24,747,149	$ 82,920,570

Fund balances as reported above	$ 67,163,616
Amounts reported for governmental activities in the Statement of Net Position are different because:	
Capital assets used in governmental activities are not financial resources and therefore are not reported in the funds.	204,985,479
Prepaid pension assets in governmental activities are not financial resources and therefore are not reported in the funds.	92,596
Internal service funds used to allocate costs among the funds are included in the statement of net assets.	19,364,950
Internal service funds profit/loss is allocated to the business-type funds in the statement of net assets.	(1,474,105)
Some liabilities are not payable in the current period and are therefore not reported in the funds.	(87,508,731)
Receivables that are not available to pay for current-period expenditures are reported as deferred inflows in the funds.	4,060,947
Net position of governmental activities	$ 206,684,752

The notes to basic financial statements are an integral part of this statement.

CITY OF HIGH POINT, NORTH CAROLINA

Statement of Revenues, Expenditures and Changes in Fund Balances
Governmental Funds
For the Year Ended June 30, 2014

	Major Funds			
	General Fund	General Capital Projects Fund	Non-Major Governmental Funds	Total Governmental Funds
Revenues:				
Property taxes	$ 58,578,331	$ -	$ 3,028,774	$ 61,607,105
Sales taxes	15,554,105	-	-	15,554,105
Occupancy and other local taxes	1,922,853	-	-	1,922,853
Intergovernmental	14,226,699	179,299	4,530,583	18,936,581
Licenses and permits	3,728,062	-	-	3,728,062
Charges for services	6,778,018	-	-	6,778,018
Interest on investments	253,779	-	75,297	329,076
Sale of capital assets	2,863	-	-	2,863
Administrative reimbursements	6,819,261	180,000	-	6,999,261
Miscellaneous	554,347	-	749,011	1,303,358
Total revenues	108,418,318	359,299	8,383,665	117,161,282
Expenditures:				
General government	15,632,281	-	-	15,632,281
Public safety	42,631,709	1,065,680	1,827,919	45,525,308
Public services - transportation	9,777,852	4,303,308	1,422,091	15,503,251
Public services - environmental services	6,021,672	213,523	-	6,235,195
Community and economic development	7,538,713	-	2,638,641	10,177,354
Cultural and recreation	18,163,763	395,584	94,569	18,653,916
Debt service:				
Principal retirement	1,187,911	-	6,159,225	7,347,136
Interest and fiscal charges	38,321	28,088	3,443,065	3,509,474
Total expenditures	100,992,222	6,006,183	15,585,510	122,583,915
Excess (deficiency) of revenue over (under) expenditures	7,426,096	(5,646,884)	(7,201,845)	(5,422,633)
Other financing sources (uses):				
General obligation bonds refunded	-	-	14,517,909	14,517,909
Issuance of general obligation bonds	-	6,115,000	-	6,115,000
Payment to trustee for refunded bonds	-	-	(15,312,845)	(15,312,845)
Gain (loss) on extinguishment of debt	-	-	(92,192)	(92,192)
Bond issuance premium	-	-	1,224,202	1,224,202
Proceeds from installment purchases	-	1,500,000	-	1,500,000
Transfers in	1,160,000	200,000	6,636,476	7,996,476
Transfers in related to payments in lieu of taxes	805,173	-	-	805,173
Transfers out	(7,145,507)	-	(1,050,530)	(8,196,037)
Total other financing sources (uses)	(5,180,334)	7,815,000	5,923,020	8,557,686
Net change in fund balances	2,245,762	2,168,116	(1,278,825)	3,135,053
Fund balances, beginning	27,948,613	16,464,322	19,615,628	64,028,563
Fund balances, ending	$ 30,194,375	$ 18,632,438	$ 18,336,803	$ 67,163,616

The notes to basic financial statements are an integral part of this statement.

CITY OF HIGH POINT, NORTH CAROLINA

Reconciliation of the Statement of Revenues, Expenditures and Changes in Fund Balances
of Governmental Funds to the Statement of Activities
For the Year Ended June 30, 2014

Net change in fund balances - total governmental funds	$	3,135,053
Revenues in the Statement of Activities that do not provide current financial resources are not reported as revenues in the funds; Revenues received in FY 13-14 in the funds but recorded / accrued in FY 12-13 on the Statement of Activities		347,599
Principal payments are reported as decreases in liabilities in the Statement of Net Position, but reported as expenditures in the funds		7,347,136
Capital outlays are reported as increases in assets in the Statement of Net Position, but reported as an expenditure in the funds		5,908,310
Depreciation is recognized as an expense in the Statement of Activities, but is not reported in the funds		(12,625,220)
Infrastructure contributed by developers is considered capital contribution for the Statement of Activities, but is not reported in the funds		6,248,970
Some expenses reported in the Statement of Activities do not require the use of current financial resources and therefore are not reported as expenditures in governmental funds		(434,550)
Proceeds from bond and installment purchase issuances is reported as increases in liabilities in the Statement of Activities, but reported as revenue in the funds		(22,132,909)
Payments to trustee on refunding debt is recorded as an expense in the funds, where a portion of the amount shown at the fund level is a reduction in liabilities in the Statement of Net Position		14,205,032
Gain (loss) on the disposal of capital assets is recorded in the Statement of Activities (excludes internal service fund gain/loss)		2,863
Proceeds from the sale of capital assets are included in the Gain/Loss on disposal in the Statement of Activities, but reported as revenues in the funds		(2,863)
Internal service funds are used by management to charge the costs of certain activities, such as facilities maintenance, fleet services and telecommunications to individual funds. The net revenue (expense) of the internal service funds is allocated and reported with governmental activities in the Statement of Activities.		1,187,335
Eliminations of capital contributions between the internal service fund and governmental funds are shown in the Statement of Activities		998,133
Internal service funds current year profit/loss is allocated to the business-type funds in the Statement of Activities		(670,060)
Change in net position of governmental activities	$	3,514,829

The notes to basic financial statements are an integral part of this statement.

CITY OF HIGH POINT, NORTH CAROLINA

General Fund
Statement of Revenues, Expenditures and Changes in Fund Balances - Budget and Actual
For the Year Ended June 30, 2014

	Budget			Variance From Final Budget Positive (Negative)
	Original	Final	Actual	
Revenues:				
Taxes	$ 57,083,720	$ 57,083,720	$ 58,578,331	$ 1,494,611
Sales taxes	15,655,000	15,655,000	15,554,105	(100,895)
Occupancy and other local taxes	1,705,000	1,730,000	1,922,853	192,853
Intergovernmental	12,330,751	12,361,751	14,226,699	1,864,948
Licenses and permits	3,312,300	3,367,300	3,728,062	360,762
Charges for services	7,857,078	7,857,078	6,778,018	(1,079,060)
Interest on investments	210,000	210,000	253,779	43,779
Sale of capital assets	-	-	2,863	2,863
Administrative reimbursements	6,819,261	6,819,261	6,819,261	-
Miscellaneous	282,800	342,340	554,347	212,007
Total revenues	105,255,910	105,426,450	108,418,318	2,991,868
Expenditures:				
General government	17,417,658	17,999,537	15,632,281	2,367,256
Public safety	43,048,818	43,195,089	43,060,217	134,872
Public services - transportation	9,437,867	11,795,883	9,777,852	2,018,031
Public services - environmental services	6,646,458	6,685,025	6,769,396	(84,371)
Community and economic development	7,600,723	8,124,089	7,538,713	585,376
Cultural and recreation	18,680,878	19,475,190	18,163,763	1,311,427
Total expenditures	102,832,402	107,274,813	100,942,222	6,332,591
Revenues over (under) expenditures	2,423,508	(1,848,363)	7,476,096	9,324,459
Other financing sources (uses):				
Transfers in	1,310,000	1,310,000	1,160,000	(150,000)
Transfers in related to payment in lieu of tax	805,173	805,173	805,173	-
Transfers out	(7,493,467)	(7,428,467)	(7,195,507)	232,960
Appropriated fund balance	2,954,786	7,161,657	-	(7,161,657)
Total other financing sources (uses)	(2,423,508)	1,848,363	(5,230,334)	(7,078,697)
Net change in fund balance	$ -	$ -	2,245,762	$ 2,245,762
Fund balances, beginning,			27,948,613	
Fund balances, ending			$ 30,194,375	

The notes to basic financial statements are an integral part of this statement.

CITY OF HIGH POINT, NORTH CAROLINA

Statement of Net Position
Proprietary Funds
June 30, 2014

	Major Funds	
	Business-type Activities -Enterprise Funds	
	WATER AND SEWER	ELECTRIC
ASSETS		
Current assets		
Cash and investments	$ 47,882,974	$ 43,275,978
Receivables:		
Accounts and grants (net)	4,986,498	15,154,709
Accrued interest	46,890	44,727
Inventory	-	5,716,750
Prepaid expenses	-	-
Total current assets	52,916,362	64,192,164
Noncurrent assets		
Restricted assets:		
Cash and investments	46,127,030	803,714
Due from other funds	-	1,196,747
Interfund loan receivable	-	-
Capital assets:		
Land	7,489,267	758,364
Buildings and other improvements	73,970,490	154,965
Machinery and equipment	13,163,892	14,870,565
Infrastructure	361,863,214	101,349,399
Intangibles	-	3,451,911
Construction in progress	9,919,855	11,759,663
Less accumulated depreciation	(175,449,828)	(76,356,496)
Total capital assets (net of accumulated depreciation)	290,956,890	55,988,371
Total noncurrent assets	337,083,920	57,988,832
Total Assets	390,000,282	122,180,996
LIABILITIES		
Liabilities		
Current liabilities		
Accounts payable and accrued expenses	2,481,700	11,808,550
Prepaid utility revenues	34,699	93,817
Current maturities of long-term debt	9,282,509	-
Current maturities of compensated absences	310,372	307,313
Accrued interest payable	1,404,008	-
Deposits	260,551	803,714
Due to Other Funds	-	-
Total current liabilities	13,773,839	13,013,394
Noncurrent liabilities		
Accrued closure/postclosure costs	-	-
Loans payable	5,997,930	-
Other post employment benefits accrual	717,595	690,470
General obligation bonds payable	23,686,851	-
Revenue bonds payable	158,234,116	-
Obligation under installment purchases	-	-
Compensated absences	167,207	146,276
Total Noncurrent liabilities	188,803,699	836,746
Total Liabilities	202,577,538	13,850,140
DEFERRED INFLOWS OF RESOURCES		
Deferred inflows of resources	1,202,718	-
Total Deferred Inflows of Resources	1,202,718	-
NET POSITION		
Net Position		
Net investment in capital assets	138,419,245	55,988,371
Restricted for capital projects	5,919,787	-
Restricted for grant programs	-	-
Unrestricted	41,880,994	52,342,485
Total Net Position	$ 186,220,026	$ 108,330,856

Reconciliation to the Statement of Net Position:
Net position of enterprise funds
Adjustment to reflect the profit/loss distribution of internal service fund activities
Net position of business-type activities

The notes to basic financial statements are an integral part of this statement.

Business-type Activities -Enterprise Funds		Governmental Activities
NONMAJOR ENTERPRISE FUNDS	TOTAL ENTERPRISE	INTERNAL SERVICE FUND
$ 43,690,583	$ 134,849,535	$ 4,127,778
1,275,521	21,416,728	73,424
43,953	135,570	-
100,669	5,817,419	265,954
107,494	107,494	-
45,218,220	162,326,746	4,467,156
1,266,907	48,197,651	-
-	1,196,747	-
664,858	664,858	-
3,588,895	11,836,526	87,740
31,750,550	105,876,005	13,434,461
8,767,654	36,802,111	35,743,944
14,933,348	478,145,961	-
-	3,451,911	-
1,229,271	22,908,789	-
(30,721,818)	(282,528,142)	(33,295,649)
29,547,900	376,493,161	15,970,496
31,479,665	426,552,417	15,970,496
76,697,885	588,879,163	20,437,652
409,095	14,699,345	241,387
-	128,516	-
642,526	9,925,035	287,235
154,021	771,706	77,838
135,058	1,539,066	-
5,385	1,069,650	-
633,869	633,869	-
1,979,954	28,767,187	606,460
14,685,020	14,685,020	-
-	5,997,930	-
738,132	2,146,197	132,694
11,797,876	35,484,727	-
-	158,234,116	-
-	-	263,891
102,684	416,167	69,657
27,323,712	216,964,157	466,242
29,303,666	245,731,344	1,072,702
2,119,685	3,322,403	-
2,119,685	3,322,403	-
18,198,518	212,606,134	15,419,370
-	5,919,787	-
379,216	379,216	-
26,696,800	120,920,279	3,945,580
$ 45,274,534	$ 339,825,416	$ 19,364,950

$	339,825,416
	1,474,105
$	341,299,521

CITY OF HIGH POINT, NORTH CAROLINA

Statement of Revenues, Expenses and Changes in Fund Net Position
Proprietary Funds
For the Year Ended June 30, 2014

	Major Funds	
	Business-type - Enterprise Funds	
	WATER AND SEWER	ELECTRIC
Operating revenues		
Charges for services	$ 43,408,991	$ 125,948,991
Licenses and permits	-	-
Intergovernmental	404,550	-
Miscellaneous	123,310	62,909
Total operating revenues	43,936,851	126,011,900
Operating expenses		
Management and administration	1,813,925	686,255
Maintenance and distribution	6,257,607	11,305,936
Power purchases	-	100,946,530
Treatment plants	11,607,511	-
Other services and charges	797,349	4,751,897
Depreciation and amortization	12,481,776	4,059,157
Total operating expenses	32,958,168	121,749,775
Operating income	10,978,683	4,262,125
Nonoperating revenues (expenses)		
Interest on investments	197,614	170,507
Miscellaneous and other nonoperating	(123,989)	(1,257,679)
Interest expense and fiscal charges	(8,224,902)	-
Amortization of gain on refunding	224,947	-
Reimbursements from other funds	-	1,761,333
Intergovernmental revenues	123,989	1,298,025
Gain on refunding	-	-
Developer contributions	-	974,166
Reimbursements to other funds	(5,234,491)	(2,729,165)
Gain (loss) on disposal of capital assets	7,202	8,907
Total nonoperating revenues (expenses)	(13,029,630)	226,094
Income (loss) before capital contributions and transfers	(2,050,947)	4,488,219
Capital contributions	2,724,533	-
Transfers in	-	-
Transfers out	(189,149)	(2,043,720)
Change in net position	484,437	2,444,499
Total net position - beginning	185,735,589	105,886,357
Total net position - ending	$ 186,220,026	$ 108,330,856

Reconciliation to the Statement of Activities:
Change in net position of enterprise funds
Adjustment to reflect the profit/loss distribution of internal service fund activities
Change in net position - business-type activities

The notes to basic financial statements are an integral part of this statement.

Business-type - Enterprise Funds		Governmental Activities
NON MAJOR ENTERPRISE FUNDS	TOTAL	INTERNAL SERVICE FUND
$ 11,122,493	$ 180,480,475	$ 13,326,201
-	-	-
508,877	913,427	-
821,166	1,007,385	6,789
12,452,536	182,401,287	13,332,990
10,701,960	13,202,140	9,230,336
-	17,563,543	-
-	100,946,530	-
-	11,607,511	-
-	5,549,246	-
2,211,516	18,752,449	2,903,948
12,913,476	167,621,419	12,134,284
(460,940)	14,779,868	1,198,706
194,745	562,866	-
(206,684)	(1,588,352)	67,826
(565,775)	(8,790,677)	(18,943)
14,208	239,155	-
(686,934)	1,074,399	-
196,933	1,618,947	22,200
40,206	40,206	-
-	974,166	-
-	(7,963,656)	-
(7,565)	8,544	(806,217)
(1,020,866)	(13,824,402)	(735,134)
(1,481,806)	955,466	463,572
-	2,724,533	755,569
1,704,121	1,704,121	-
(45,058)	(2,277,927)	(31,806)
177,257	3,106,193	1,187,335
45,097,277	336,719,223	18,177,615
$ 45,274,534	$ 339,825,416	$ 19,364,950

$	3,106,193
	670,060
$	3,776,253

CITY OF HIGH POINT, NORTH CAROLINA

Statement of Cash Flows
Proprietary Funds
For the Year Ended June 30, 2014

	Major Funds	
	Business-Type - Enterprise Funds	
	WATER AND SEWER	ELECTRIC
Cash Flows From Operating Activities		
Receipts from customers and users	$ 43,616,976	$ 124,901,557
Receipts from interfund services provided	-	-
Payments to employees and related fringe benefits	(7,803,153)	(7,729,475)
Payments to suppliers and operating costs	(12,034,754)	(108,926,315)
Net Cash provided by Operating Activities	23,779,069	8,245,767
Cash Flows From Non Capital Financing Activities		
Transfers in	-	-
Transfers out	(189,149)	(2,043,720)
Advances and reimbursements from other funds	-	122,369
Disaster assistance grants	123,989	1,298,025
Nonoperating grant and miscellaneous	(123,989)	(1,257,679)
Reimbursements (to) from other funds	(5,234,491)	(967,832)
Net Cash provided (used) by Non-Capital Financing activities	(5,423,640)	(2,848,837)
Cash Flows From Financing Activities		
Proceeds from issuance of long-term debt	50,624,590	-
Payment to trustee for refunded bonds	(8,718,413)	-
Principal payments on long-term debt	(9,086,308)	-
Interest payments and fiscal charges on long-term debt	(8,120,596)	-
Proceeds collected on the sale of capital assets	37,910	40,776
Acquisition and construction of capital assets	(4,324,422)	(7,298,882)
Net Cash provided by (used in) Financing Activities	20,412,761	(7,258,106)
Cash Flows From Investing Activities		
Interest earned on investments	208,718	185,906
Net Cash provided by Investing Activities	208,718	185,906
Net increase (decrease) in cash and investments	38,976,908	(1,675,270)
Cash and investments at the beginning of the year	55,033,096	45,754,962
Cash and investments at the end of the year	$ 94,010,004	$ 44,079,692
Operating income (loss)	$ 10,978,683	$ 4,262,125
Adjustments to reconcile Operating Income (Loss) to		
Net Cash Provided by Operating Activities:		
Depreciation and amortization	12,481,776	4,059,157
Change in net assets		
(Increase) decrease in Accounts Receivable	(375,991)	(1,278,436)
(Increase) decrease in Inventories	-	(136,463)
(Increase) decrease in Prepaid Expenses	-	-
Increase (decrease) in Payables and Accrued Expenses	556,260	1,091,654
Increase (decrease) in Deposits	51,331	144,076
Increase (decrease) in OPEB Liability	90,080	88,384
Increase (decrease) in Vacation Leave Accrual	(7,855)	(8,747)
Increase (decrease) in Unearned Revenue	4,785	24,017
Total adjustments	12,800,386	3,983,642
NET CASH PROVIDED BY OPERATING ACTIVITIES	$ 23,779,069	$ 8,245,767
NONCASH FINANCING ACTIVITIES		
Capital assets contributed by developers and other funds	$ 2,724,533	$ -

The notes to basic financial statements are an integral part of this statement.

Business-Type - Enterprise Funds		Governmental Activities
NONMAJOR ENTERPRISE FUNDS	TOTAL ENTERPRISE FUNDS	INTERNAL SERVICE FUND
$ 13,318,222	$ 181,836,755	$ (19,093)
-	-	13,326,201
(5,187,759)	(20,720,387)	(2,217,635)
(5,629,101)	(126,590,170)	(7,193,030)
2,501,362	34,526,198	3,896,443
1,704,121	1,704,121	-
(45,058)	(2,277,927)	(31,806)
132,303	254,672	-
196,933	1,618,947	22,200
(206,684)	(1,588,352)	67,826
(686,934)	(6,889,257)	-
1,094,681	(7,177,796)	58,220
1,334,087	51,958,677	-
(1,353,010)	(10,071,423)	-
(430,513)	(9,516,821)	(279,707)
(539,784)	(8,660,380)	(18,944)
3,700	82,386	375,272
(338,382)	(11,961,686)	(3,041,862)
(1,323,902)	11,830,753	(2,965,241)
203,927	598,551	-
203,927	598,551	-
2,476,068	39,777,706	989,422
42,481,422	143,269,480	3,138,356
$ 44,957,490	$ 183,047,186	$ 4,127,778
$ (460,940)	$ 14,779,868	$ 1,198,706
2,211,516	18,752,449	2,903,948
872,795	(781,632)	(25,882)
803	(135,660)	27,548
11,443	11,443	-
(152,184)	1,495,730	(219,628)
(170)	195,237	-
81,522	259,986	6,267
(56,484)	(73,086)	5,484
(6,939)	21,863	-
2,962,302	19,746,330	2,697,737
$ 2,501,362	$ 34,526,198	$ 3,896,443
$ -	$ 2,724,533	$ 755,569

CITY OF HIGH POINT, NORTH CAROLINA

Statement of Fiduciary Net Position
Fiduciary Funds
June 30, 2014

ASSETS	GENERAL AGENCY FUND	PENSION TRUST FUND	PRIVATE PURPOSE TRUST FUND
Cash and cash equivalents	$ 308,675	$ 411,526	$ 918,382
Accounts receivable	93	-	-
Accrued interest	-	414	-
Total assets	308,768	411,940	918,382
LIABILITIES			
Accounts payable	308,768	-	2,920
Total liabilities	308,768	-	2,920
NET POSITION			
Held in trust for pension benefits and other purposes	$ -	$ 411,940	$ 915,462

The notes to basic financial statements are an integral part of this statement.

CITY OF HIGH POINT, NORTH CAROLINA

Statement of Changes in Fiduciary Net Position
Fiduciary Funds
For the Year Ended June 30, 2014

	PENSION TRUST FUND	PRIVATE PURPOSE TRUST FUND
Additions:		
Employer contributions	$ 50,000	$ -
Intergovernmental	-	68,638
Investment earnings (net)	1,537	96
Total additions	51,537	68,734
Deductions:		
Benefits	-	55,335
Administrative expenses	-	2,894
Total deductions	-	58,229
Change in net position	51,537	10,505
Net position, beginning of year	360,403	904,957
Net position, end of year	$ 411,940	$ 915,462

The notes to basic financial statements are an integral part of this statement.

HIGH POINT

NORTH CAROLINA'S INTERNATIONAL CITY™

Note 1. Summary of Significant Accounting Policies

The accounting policies of the City of High Point, North Carolina, and its discretely presented component unit conform to accounting principles generally accepted in the United States of America (GAAP) as applicable to governments.

The City's financial statements are prepared in accordance with GAAP. The Governmental Accounting Standards Board (GASB) is responsible for establishing GAAP for state and local governments through its pronouncements (Statements and Interpretations). The following is a summary of the more significant accounting policies established in GAAP and used by the City:

A. Description of Unit and Reporting Entity

The City of High Point is located in the Piedmont area of the State and has a population of 109,270. The City is a municipal corporation which is governed by an elected mayor and an eight-member council and provides the following services as authorized by its charter: public safety (police and fire), highways and streets, sanitation, culture-recreation, public improvements, planning and zoning, and general administrative services. As required by GAAP, these financial statements present the City and its component unit, a legally separate entity for which the City is financially accountable. The discretely presented component unit (City of High Point ABC Board) is reported in a separate column in the City's financial statements in order to emphasize that it is legally separate from the City.

City of High Point ABC Board

The City appoints the members of the ABC Board's governing board. In addition, the ABC Board is required by State statute to distribute its surpluses to the General Fund of the City. The ABC Board, which has a June 30 year-end, is presented as if it were a proprietary fund (discrete presentation). Complete financial statements and related information for the ABC Board may be obtained from the entity's administrative offices at City of High Point ABC Board, 201 W. Fairfield Road, High Point, NC 27261.

B. Basic Financial Statements—Government-Wide Statements

The City's basic financial statements include both government-wide (reporting the City as a whole) and fund financial statements (reporting the City's major funds). Both the government-wide and fund financial statements categorize primary activities as either governmental or business type. The City's general administrative, public services, police and fire, parks and recreation, and library are classified as governmental activities. The City's water, sewer, electric, mass transit, parking, landfill and storm water services are classified as business-type activities.

Government-wide Statements: The statement of net position and the statement of activities display information about the primary government and its component unit. These statements include the financial activities of the overall government. Eliminations have been made to minimize the double counting of internal activities. These statements distinguish between the *governmental* and *business-type activities* of the City. Governmental activities generally are financed through taxes, intergovernmental revenues, and other non-exchange transactions. Business-type activities are financed in whole or in part by fees charged to external parties.

In the government-wide Statement of Net Position, both the governmental and business-type activities columns (a) are presented on a consolidated basis by column, and (b) are reported on a full accrual, economic

resource basis, which recognizes all long-term assets and receivables as well as long-term debt and obligations. The City's net position is reported in three parts—net investment in capital assets; restricted; and unrestricted.

The government-wide Statement of Activities reports both the gross and net cost of each of the City's functions and business-type activities (police, fire, public works, etc.). The functions are also supported by general government revenues (property, sales and use taxes, certain intergovernmental revenues, fines, permits and charges, etc.). The Statement of Activities reduces gross expenses (including depreciation) by related program revenues, operating and capital grants. Program revenues must be directly associated with the function (police, fire, public services, etc.) or a business-type activity. Operating grants include operating-specific and discretionary (either operating or capital) grants while the capital grants column reflects capital-specific grants.

The net costs (by function or business-type activity) are normally covered by general revenue (property, sales, intergovernmental revenues, interest income, etc.).

This government-wide focus is more on the sustainability of the City as an entity and the change in the City's net position resulting from the current year's activities.

C. Basic Financial Statements—Fund Financial Statements

The financial transactions of the City are reported in individual funds in the fund financial statements. Each fund is accounted for by providing a separate set of self-balancing accounts that comprises its assets, liabilities, reserves, fund equity, revenues and expenditures/expenses. The various funds are reported by generic classification within the financial statements.

Fund Financial Statements: The fund financial statements provide information about the City's funds, including fiduciary funds. Separate statements for each fund category – *governmental, proprietary, and fiduciary* – are presented. The emphasis of fund financial statements is on major governmental and enterprise funds, each displayed in a separate column. All remaining governmental and enterprise funds are aggregated and reported as non-major funds.

The City uses the following fund types:

a. Governmental Funds:

The focus of the governmental funds' measurement (in the fund statements) is upon determination of financial position and changes in financial position (sources, uses, and balances of financial resources) rather than upon net income. The following is a description of the governmental funds of the City:

1. General Fund. The General Fund is the general operating fund of the City. It is used to account for all financial resources except those required to be accounted for in another fund. The primary revenue sources are ad valorem taxes, State-shared revenues, and various other taxes and licenses. The primary expenditures are for public safety (police and fire), public works and cultural and recreation.
2. Special Revenue Fund. The Special Revenue Funds are used to account for the proceeds of specific revenue sources (other than special assessments) that are legally restricted to expenditures for specified purposes. The City maintains two special revenue funds: The Special Grants Fund and The Community Development Fund.
3. Debt Service Fund. The General Debt Service Fund is used to account for the accumulation of funds for the periodic payment of principal and interest on general long-term debt.
4. General Capital Projects Fund. The General Capital Projects Fund is used to account for financial resources to be used for the acquisition or construction of major capital facilities (other than those financed by business-type/proprietary funds).

The General Fund and the General Capital Projects Fund are the major governmental funds.

b. Proprietary Funds:

The focus of proprietary fund measurement is upon determination of operating income, changes in net position, financial position, and cash flows. The generally accepted accounting principles applicable are those similar to businesses in the private sector. The following is a description of the proprietary funds of the City:

Enterprise funds are required to be used to account for operations for which a fee is charged to external users for goods or services and the activity (a) is financed with debt that is solely secured by a pledge of the net revenues, (b) has third party requirements that the cost of providing services, including capital costs, be recovered with fees and charges or (c) establishes fees and charges based on a pricing policy designed to recover similar costs.

The City maintains six enterprise funds: the Water and Sewer Fund, the Electric Fund, the Mass Transit Fund, the Parking Facilities Fund, the Landfill Facilities Fund and the Storm Water Fund. For financial reporting purposes, the Water & Sewer Capital Projects Ordinance Fund, the Water Capital Reserve Fund, the Sewer Capital Reserve Fund, the Mass Transit Capital Reserve Fund, the Landfill/Recycling Facilities Capital Projects Ordinance Fund, the Landfill Closure and Post-closure Reserve Fund, and the Storm Water Facilities Capital Projects Ordinance Fund have been consolidated with their respective Enterprise Fund.

The Water and Sewer Fund and the Electric Fund are the only major enterprise funds of the City.

c. The City reports the following additional fund types:

1. Internal service funds are used to account for the financing of goods or services provided by an activity to other departments, funds or component units of the City on a cost-reimbursement basis. The City has one Internal Service Fund. The components of the Internal Service Fund are Fleet Maintenance, Radio Repair, Facility Services, and Computer Replacement.

2. Fiduciary Funds are used to report assets held in a trustee or agency capacity for others and therefore are not available to support City programs. The fiduciary funds of the City are the General Agency Fund, the Law Enforcement Officers' (LEO) Pension Trust Fund and the High Point Firefighters' Pension and Disability Trust Fund.

   The General Agency Fund is custodial in nature (assets equal liabilities) and does not involve measurement of the results of operations. The Agency Fund is used to account for the receipts and disbursements of those funds the City holds on behalf of other organizations and specialized purposes not inconsistent with the City's general governmental purposes, including Firefighters' Local Relief Fund, the Police Property Crimes escrow and Historic Preservation Commission.

   Pension trust funds are used to report resources that are required to be held in trust for the members and beneficiaries of defined benefit plans, defined contribution plans or other postemployment benefit plans. The City maintains a pension trust fund and a private purpose trust fund. The LEO Pension Trust Fund accounts for the Law Enforcement Officers' Special Separation Allowance, a single-employer, public employee retiree system.

   Private-purpose trust funds are used to account for resources legally held in trust under which the trust's principal and income benefit individual, private organizations, or other governments. The City assumed the financial trustee responsibilities of the High Point Firefighters' Pension and Disability Trust as of November 1, 2011. The High Point Firefighters' Pension and Disability Fund accounts for the supplemental pension benefits provided to eligible retired firefighters by the local board of trustees who administer the single-employer, public employee retiree system.

The emphasis in fund financial statements is on the major funds in either the governmental or business-type activities categories. Non-major funds by category are summarized into a single column. GASB No. 34 sets

forth minimum criteria (percentage of the assets, liabilities, revenues or expenditures/expenses of either fund category or the governmental and enterprise combined) for the determination of major funds. The non-major funds are combined in a single column in the fund financial statements. The City may elect to report funds as major even if the minimum criteria set forth by GASB No. 34 is not met due to the public interest of the funds.

The City's internal service fund is presented in the proprietary funds financial statements. Because the principal users of the internal services are the City's governmental activities, the financial statement of the internal service fund is consolidated into the governmental column when presented in the government-wide financial statements. To the extent possible, the cost of these services is reported in the appropriate functional activity (police, fire, public works, etc.).

The City's fiduciary funds are presented in the fiduciary fund financial statements by type (pension, private purpose and agency). Since by definition these assets are being held for the benefit of a third party (other local governments, private parties, pension participants, etc.) and cannot be used to address activities or obligations of the government, these funds are not incorporated into the government-wide statements.

D. Measurement Focus and Basis of Accounting

In accordance with North Carolina General Statutes, all funds of the City are maintained during the year using the modified accrual basis of accounting.

Government-wide, Proprietary, and Fiduciary Fund Financial Statements. The government-wide, proprietary, and fiduciary fund financial statements are reported using the economic resources measurement focus. The government-wide, proprietary, and fiduciary fund financial statements are reported using the accrual basis of accounting. Revenues are recorded when earned and expenses are recorded at the time liabilities are incurred, regardless of when the related cash flows take place. Non-exchange transactions, in which the City gives (or receives) value without directly receiving (or giving) equal value in exchange, include property taxes, grants, and donations. On an accrual basis, revenue from property taxes is recognized in the fiscal year in which the taxes are levied. Revenue from grants and donations is recognized in the fiscal year in which all eligibility requirements have been satisfied.

Amounts reported as program revenues include 1) charges to customers or applicants for goods, services, or privileges provided, 2) operating grants and contributions, and 3) capital grants and contributions, including special assessments. Internally dedicated resources are reported as general revenues rather than as program revenues. Likewise, general revenues include all taxes.

Proprietary funds distinguish operating revenues and expenses from non-operating items. Operating revenues and expenses generally result from providing services and delivering goods in connection with the primary activities of the proprietary funds. For the City of High Point, these operating revenues are charges to customers for sales and services for the Water and Sewer Fund, Electric Fund, Mass Transit Fund, Parking Facilities Fund, the Landfill Facilities Fund and the Storm Water Fund. Operating expenses for these enterprise funds include the costs of sales and providing services, administrative expenses, and depreciation on capital assets. All revenues and expenses not meeting this definition are reported as non-operating revenues and expenses.

Governmental Fund Financial Statements. Governmental funds are reported using the current financial resources measurement focus and the modified accrual basis of accounting. Under this method, revenues are recognized when measurable and available. Expenditures are recorded when the related fund liability is incurred, except for principal and interest on general long-term debt, claims and judgments, and compensated absences, which are recognized as expenditures to the extent they have matured. General capital asset acquisitions are reported as expenditures in governmental funds. Proceeds of general long-term debt and acquisitions under installment financing contracts are reported as other financing sources.

The City considers all revenues available if they are collected within 90 days after year-end, except for property taxes. Ad valorem taxes receivable are not accrued as revenue because the amount is not

susceptible to accrual. At June 30, taxes receivable are materially past due and are not considered to be an available resource to finance the operations of the current year. Also, as of September 1, 2013, State law altered the procedures for the assessment and collection of property taxes on registered motor vehicles in North Carolina. Effective with this change in the law, the State of North Carolina is responsible for billing and collecting the property taxes on registered motor vehicles on behalf of all municipalities and special districts.

Property taxes are due when vehicles are registered. The billed taxes are applicable to the fiscal year in which they are received. Uncollected taxes that were billed in periods prior to September 1, 2013 and for limited registration plates are shown as a receivable in these financial statements and are offset by deferred inflows of resources.

Sales taxes and certain intergovernmental revenues, such as the utilities franchise tax, collected and held by the State at year-end on behalf of the City are recognized as revenue. Intergovernmental revenues and sales and services are not susceptible to accrual because generally they are not measurable until received in cash. Grant revenues that are unearned at year-end are recorded as unearned revenues. Under the terms of grant agreements, the City funds certain programs by a combination of specific cost-reimbursement grants, categorical block grants, and general revenues. Thus, when program expenses are incurred, there are both restricted and unrestricted net position available to finance the program. It is the City's policy to first apply cost-reimbursement grant resources to such programs, followed by categorical block grants, and then by general revenues.

E. Budgetary Data

The City's budgets are adopted as required by the North Carolina General Statutes. An annual budget is adopted for the General, Special Revenue, Debt Service, Enterprise Funds, and Internal Service Funds. All annual appropriations lapse at the fiscal-year end.

Capital Project Funds, including the Enterprise Capital Projects Funds, are budgeted on a project or an annual basis depending on the estimated life of the project. The enterprise fund projects are consolidated with their respective operating fund for reporting purposes. A financial plan was adopted by City Council as part of the Annual Budget ordinance approval for the Internal Service Fund operations as required by the General Statutes. All budgets are prepared using the modified accrual basis of accounting.

Expenditures may not legally exceed appropriations at the functional level for all annually budgeted funds and at the functional level for the multi-year funds. The City Manager is authorized by the budget ordinance to make unlimited transfers within a fund; however, the governing board must approve any revisions that alter the total expenditures of any fund.

A budget calendar is included in the North Carolina General Statutes, which prescribes the last day on which certain steps of that budget procedure are to be performed.

The City follows these procedures in establishing the budgetary data reflected in the financial statements:

1. Prior to June 1, the City Manager submits to the City Council a proposed operating budget for the fiscal year commencing July 1. The operating budget includes proposed expenditures and the means of financing them.

2. Public hearings are conducted to obtain taxpayer comments.

3. Prior to June 30, the budget is legally enacted through passage of an ordinance.

4. The City monitors budget performance through the Budget and Evaluation Office. The office monitors revenues and reviews expenditures against the departmental budget and prepares budget amendments as necessary.

F. Assets, Liabilities, Deferred Outflows/Inflows of Resources and Fund Equity

1. Deposits and Investments

All deposits of the City and of the ABC Board are made in board-designated official depositories and are secured as required by state law (G.S. 159-31). The City and the ABC Board may designate, as an official depository, any bank or savings association whose principal office is located in North Carolina. Also, the City and the ABC Board may establish time deposit accounts such as NOW and SuperNOW accounts, money market accounts, and certificates of deposit.

State law (G.S. 159-30 (c)) authorizes the City and the ABC Board to invest in obligations of the United States or obligations fully guaranteed both as to principal and interest by the United States; obligations of the State of North Carolina; bonds and notes of any North Carolina local government or public authority; obligations of certain non-guaranteed federal agencies; certain high quality issues of commercial paper and banker's acceptances; and the North Carolina Capital Management Trust (NCCMT).

The City and the ABC Board's investments with a maturity of more than one year at acquisition and non-money market investments are reported at fair value as determined by quoted market prices. The securities of the NCCMT Cash Portfolio, an SEC registered (2a-7) money market mutual fund, are valued at fair value, which is the NCCMT's share price. The NCCMT Term Portfolio's securities are valued at fair value.

As allowed by State law, the City has invested in securities which are callable and which provide for periodic interest rate increases in specific increments until maturity. These investments are reported at fair value as determined by quoted market prices.

2. Cash and Cash Equivalents

The City pools money from several funds to facilitate disbursement and investment and to maximize investment income. Therefore, all cash and investments are essentially demand deposits and are considered cash and cash equivalents. The ABC Board considers all highly liquid investments (including restricted assets) with a maturity of three months or less when purchased to be cash and cash equivalents.

3. Restricted Assets

The financial statements of the enterprise funds have been consolidated to include applicable reserve funds and capital project funds. The assets of these funds are classified as restricted because their use is restricted. The unexpended bond proceeds of Combined Enterprise System Revenue Bonds and General Obligation Bonds issued by the City are classified as restricted assets for the enterprise funds and capital project fund because their use is completely restricted to the purposes for which the bonds were issued. In addition, customer utility deposits in the enterprise funds and surety deposits on erosion control and subdivision requirements in the General Fund are restricted.

4. Ad Valorem Tax Receivable

In accordance with state law (G.S. 105-347 and G.S. 159-13 (a)), the City levies ad valorem taxes on property other than motor vehicles on July 1, the beginning of the fiscal year. The levy is based on the assessed valuation of property located in the City as of January 1, 2013. Value of personal property is established annually, and by state law, real property must be appraised at least once every eight years. The last revaluation of real property became effective with the 2012 tax levy. The City's current combined tax rate is $.675. Property taxes are levied July 1, the beginning of the fiscal year, and are due on September 1 (lien date) and payable without penalty or interest until the sixth of January.

On and after January 6, taxes become delinquent; a lien attaches to the property, and a penalty of 2 percent is assessed. On February 1, interest accrues at the rate of .75 percent per month until paid. As allowed by State law, the City has established a schedule of discounts that apply to taxes that are paid

prior to the due date. In the City's General Fund, ad valorem tax revenues are reported net of such discounts.

The City has arrangements with Guilford, Randolph, Davidson and Forsyth counties for the billing and collecting of the City's property taxes.

The City is permitted by the general statutes of the State to levy taxes up to $1.50 per $100 of assessed valuation for general governmental services other than the payment of principal and interest on long-term debt, and in unlimited amounts for the payment of principal and interest on long-term debt.

The tax rate to finance general governmental services other than the payment of principal and interest on long-term debt for the year ended June 30, 2014, was $.6397 per $100, which means that the City has a tax margin of $.8603 per $100.

5. Allowances for Doubtful Accounts

All receivables that historically experience uncollectible accounts are shown net of an allowance for doubtful accounts. This amount is estimated by analyzing the percentage of receivables that were written off in prior years.

6. Notes Receivable

Notes receivable for the Community Development Fund represent loans made through grant programs that are collectible in future fiscal years. Recognition of this revenue is considered to be unavailable until both measurable and available in the governmental funds. In the government-wide financial statements, however, these amounts are reported as revenues in the year that they are earned.

7. Inventory and Prepaid Items

Inventories of the City are valued at cost (first-in, first-out), which approximates market. Inventories in the internal service and enterprise funds and those of the ABC Board consist of expendable supplies held for consumption. The costs of these inventories are recorded as an expense as the inventories are consumed. The City of High Point ABC Board values its inventory at replacement cost.

Certain payments to vendors reflect costs applicable to future accounting periods, are recorded as prepaid items in both government–wide and fund financial statements, and are expensed as the items are used.

8. Capital Assets

Capital assets of the City are defined as assets with an initial cost of more than a certain amount and estimated useful life of more than three years. The minimum capitalization cost for all capital assets excluding infrastructure and land is $5,000. Infrastructure has a capitalization threshold of $50,000. All land is capitalized, regardless of cost. The City's purchased capital assets are recorded at cost. Donated capital assets are listed at fair value at the time of donation. General infrastructure assets acquired prior to July 1, 2003, consist of the road network (roads, curbs and gutters, sidewalks, and bridges) that were acquired, contributed by contractors, or that received substantial improvements subsequent to July 1, 1980, and are reported at estimated historical deflated replacement cost. The cost of normal maintenance and repairs that do not add to the value or materially extend the assets' lives are not capitalized.

Depreciation of capital assets is provided on the straight-line method over their estimated useful lives:

Buildings	25-50 years
Infrastructure	10-40 years
Improvements	10-20 years
Machinery and equipment	3-20 years
Computer software	5-10 years

Capital assets in the proprietary funds of the City and of the ABC Board are recorded at original cost at the time of acquisition. Property, plant, and equipment donated to the proprietary fund type operations are recorded at the estimated fair value at the date of donation. Capital assets of the ABC Board are depreciated over their useful lives on a straight-line basis as follows:

Buildings	20 years
Equipment	10 years
Furniture and fixtures	5 years
Automobiles	7 years

The City evaluates prominent events or changes in circumstances affecting capital assets to determine whether impairment of a capital asset has occurred. A capital asset is generally considered impaired if both (a) the decline in service utility of the capital asset is large in magnitude and (b) the event or change in circumstance is outside the normal life cycle of the capital asset. Impaired capital assets that will no longer be used by the City are reported at the lower of carrying value or fair value. Impairment losses on capital assets that will continue to be used by the City are measured using the method that best reflects the diminished service utility of the capital asset. Any insurance recoveries received as a result of impairment events or changes in circumstances resulting in the impairment of a capital asset are netted against the impairment loss.

9. Deferred Outflows/Inflows of Resources

In addition to assets, the statement of net position will sometimes report a separate section for deferred outflows of resources. This separate financial statement element, *Deferred Outflows of Resources*, represents a consumption of net position that applies to a future period and so will not be recognized as an expense or expenditure until then. The City does not have any items meeting this criteria at June 30, 2014.

In addition to liabilities, the statement of net position will sometimes report a separate section for deferred inflows of resources. This separate financial statement element, *Deferred Inflows of Resources*, represents an acquisition of net position that applies to a future period and so will not be recognized as revenue until then. The City has four items that meet the criterion for this category – prepaid taxes, property taxes receivable, unearned revenues and unamortized gain on refunding and revenue refunding bonds.

10. Long-term Obligations

In the government-wide financial statements, and proprietary fund types in the fund financial statements, long-term debt and other long-term obligations are reported as liabilities in the applicable governmental activities, business-type activities, or proprietary fund type statement of net position. Bond premiums and discounts are deferred and amortized over the life of the bonds using the straight-line method that approximates the effective interest method. Bonds payable are reported net of the applicable bond premiums or discount. Bond issuance costs are expensed in the reporting period in which they are incurred.

In fund financial statements, governmental fund types recognize bond premiums and discounts, as well as bond issuance costs, during the current period. The face amount of debt issued is reported as other financing sources. Premiums received on debt issuances are reported as other financing sources while discounts on debt issuances are reported as other financing uses. Issuance costs, whether or not withheld from the actual debt proceeds received, are reported as debt service expenditures.

11. Compensated Absences

The vacation policy of the City provides for the accumulation of up to thirty-seven and one-half (37.5) days earned vacation leave with such leave being fully vested when earned. For the City's government-

wide and proprietary funds, an expense and liability for compensated absences are recorded as the leave is earned. Compensated absences are reported in the governmental funds only if they have matured. The current portion of the accumulated vacation pay has been estimated based on historical trends.

Both the City's and the ABC Board's sick leave policies provide for an unlimited accumulation of earned sick leave. Sick leave does not vest, but any unused sick leave accumulated at the time of retirement may be used in the determination of length of service for retirement benefit purposes. Since neither the City nor the ABC Board has any obligation for the accumulated sick leave until it is actually taken, no accrual for sick leave has been made.

12. Net Position / Fund Balances

Net position in government-wide and proprietary fund financial statements are classified as net investment in capital assets; restricted; and unrestricted.

- Net investment in capital assets represents the portion of net position associated with nonliquid-capital assets less the outstanding capital asset related debt.

- Restricted net position represents constraints on resources that are either externally imposed by creditors, grantors, contributors, or laws or regulations of other governments or imposed by law through State statute.

- Unrestricted net position represents resources with no externally imposed restrictions on use. While the City has allocated portions of unrestricted net position for various purposes, the City has the unrestricted authority to revisit or alter the allocation with managerial or City Council decision.

In the governmental fund financial statements, fund balance is composed of five classifications designed to disclose the hierarchy of constraints placed on how fund balance can be spent.

The governmental fund types classify fund balances as follows:

Nonspendable Fund Balance

This classification includes amounts that cannot be spent because they are (a) not in spendable form or (b) legally or contractually required to be maintained intact.

Prepaid items – represents that portion of fund balance in the governmental funds for prepaid items, such as postage and other prepaid expenses.

Restricted Fund Balance

This classification includes amounts that are restricted to specific purposes externally imposed by creditors or imposed by law.

Restricted for Stabilization by State Statute - portion of fund balance which is not available for appropriation under State law (G.S. 159-8(a)). This amount is usually comprised of accounts receivable, interfund receivables that have not been offset by revenues classified as unavailable, and encumbrances as shown in Note 2.B.6.

Restricted for transportation – portion of fund balance restricted by revenue source for sidewalk and turn lane construction improvements. This amount does not include any balance of unexpended Powell Bill funds which would be disclosed with its own fund balance component.

Restricted for debt service – portion of fund balance of the General Debt Service Fund restricted by revenue source to service the debt service payments of general government debt.

Restricted for grant programs – portion of fund balance restricted by various granting agencies for expenditures for public safety, planning and community development, and culture and recreation.

Restricted for capital projects – portion of fund balance restricted by revenue source for certain capital project purposes as defined by applicable bond and other debt instruments.

Committed Fund Balance

This classification of fund balance can only be used for specific purposes as authorized in a formal action utilizing an ordinance or ordinance amendment as approved and imposed by a majority vote by quorum of the City of High Point's City Council (the highest level of decision making authority). Any changes or removal of specific purpose requires a similar majority action by the governing body.

Committed for economic development purposes – portion of fund balance available for appropriation that has been committed by City Council for economic development incentives and reimbursements.

Committed for benefits and wellness – portion of fund balance available for appropriation that has been committed by City Council for employee healthcare improvement purposes.

Committed for capital projects – portion of fund balance available for appropriation that has been committed by City Council for specific capital projects.

Assigned Fund Balance

This classification of fund balance has been designated to be used for specific purposes. Fiscal policies formally adopted by the City Council allow the governing body to take informal action to assign a portion of fund balance for a particular purpose or program and extends similar authority to the City Manager. Assigned fund balances lapse at the end of the fiscal year unless these assignments are extended.

Assigned for subsequent year's expenditures - portion of fund balance that is appropriated in the adopted 2014-2015 budget ordinance that is not already classified in restricted or committed.

Assigned for general government – portion of fund balance that has been budgeted for downtown streetscape improvements and financial services projects.

Assigned for public safety – portion of fund balance that has been budgeted for High Point Police Community Day activities.

Assigned for culture and recreation - portion of fund balance that has been budgeted for lighting system improvements at the High Point Theatre; portion of fund balance assigned in support of the Baldwin Museum; portion of fund balance that has been budgeted by the City Council for capital improvements at High Point Parks and Recreation Department facilities.

Assigned for planning and economic development – portion of fund balance that has been budgeted by the City Council for enhancements to the base mapping project.

Assigned for public services and transportation – portion of fund balance that has been budgeted by the City Council for various future transportation and public services capital projects.

Assigned fund balances	June 30, 2014
Subsequent year's expenditures	$ 4,202,575
General government (StreetScape)	163,403
General government (Financial Services)	80,000
Public safety	12,751
Culture and recreation (Theatre)	30,838
Culture and recreation (Museum)	18,500
Culture and recreation (Parks and Rec.)	429,894
Planning and econ. dev. (Base Mapping)	107,873
Public services and transportation (Trans.)	315,104
Public services and transportation (Pub. Svcs.)	248,379
Total assigned fund balances	$ 5,609,317

Unassigned Fund Balance

This is that portion of fund balance which has not been restricted, committed or assigned to specific purposes or other funds.

The City of High Point has a revenue spending policy for programs and activities with multiple revenue sources. The Financial Services Director will use resources in the following hierarchy: federal funds, state funds, bond and/or installment contract proceeds, local non-City funds, City funds. For purposes of fund balance classification, expenditures are to be spent from restricted fund balance first, followed in order by committed fund balance, assigned fund balance, and lastly unassigned fund balance. The Financial Services Director and City Manager have the authority to deviate from this policy where it is in the best interest of the City.

The City of High Point has also adopted a minimum fund balance policy for the General Fund which provides that the City will maintain an available fund balance at least equal to or greater than 10% of budgeted expenditures.

G. Revenues, Expenditures and Expenses

1. Grant Revenue

The City recognizes revenues (net of estimated uncollectible amount, if any), when all applicable eligibility requirements, including time requirements, are met. Resources transmitted to the City before meeting the eligibility requirements are recorded and reported as deferred revenues.

2. Investment income

The City recognizes investment income from pooled cash and investments as revenues in the individual funds based on the percentage of a fund's average monthly investment in pooled cash and investments to the total average monthly-pooled equity in pooled cash and investments. All investment earnings are allocated and recorded monthly in each individual fund.

3. Interfund Transactions

Interfund transactions are either services provided, reimbursements or transfers. Services that are deemed to be reasonably equivalent in value are treated as revenues and expenditures/expenses. Reimbursements occur when one fund incurs the cost, charges the appropriate benefiting fund and reduces its related cost as a reimbursement, if material. All other interfund transactions are presented as transfers. Transfers within governmental activities and business-type activities are eliminated upon consolidation.

The City also transfers capital assets between funds as needed. These types of transfers are reflected as loss on disposal in the fund making the transfer and capital contributions in the fund receiving the assets.

Also, the ABC Board makes quarterly transfers to the City's General Fund. These transfers represent the City's portion of the Board's surpluses that the ABC Board is required by State statute to distribute to the City. These transactions are considered external transactions – that is, revenues and expenses.

H. Use of Estimates

The preparation of financial statements in conformity with GAAP requires management to make estimates and assumptions that affect the reported amounts of assets and liabilities and the disclosure of contingent assets and liabilities at the date of the financial statements and the reported amounts of revenues and expenditures/expenses during the reporting period. Actual results could differ from those estimates.

I. Reconciliation of Governmental Funds to Government Wide Activities

The preparation of financial statements requires summarizing certain details reconciling the modified accrual basis of accounting for the governmental funds to the full accrual basis presented for governmental activities. The following liabilities are summarized to the reconciliation in the financial statement:

Accrued interest payable	$ 704,660
Compensated absences	4,218,461
Installment contracts payable	3,663,379
OPEB liability	5,102,136
General obligation bonds payable	73,820,095
Effect of adding certain liabilities not payable in the current period	$87,508,731

Note 2. Detail Notes on All Funds

A. Assets

1. Deposits

All the deposits of the City and the ABC Board are either insured or collateralized by using one of two methods. Under the Dedicated Method, all deposits that exceed the federal depository insurance coverage level are collateralized with securities held by the City's or the ABC Board's agents in these units' names. Under the Pooling Method, which is a collateral pool, all uninsured deposits are collateralized with securities held by the State Treasurer's agent in the name of the State Treasurer. Since the State Treasurer is acting in a fiduciary capacity for the City and the ABC Board, these deposits are considered to be held by the City's and the ABC Board's agents in their names. The amount of the pledged collateral is based on an approved averaging method for non-interest bearing deposits and the actual current balance for interest-bearing deposits. Depositories using the Pooling Method report to the State Treasurer the adequacy of their pooled collateral covering uninsured deposits. The State Treasurer does not confirm this information with the City, the ABC Board or the escrow agent. Because of the inability to measure the exact amounts of collateral pledged for the City or the ABC Board under the Pooling Method, the potential exists for under collateralization, and this risk may increase in periods of high cash flows. However, the State Treasurer of North Carolina enforces strict standards of financial

stability for each depository that collateralizes public deposits under the Pooling Method. The City and the ABC Board have no formal policy regarding custodial credit risk for deposits, but rely on the State Treasurer to enforce standards of minimum capitalization for all pooling method financial institutions and to monitor them for compliance.

The City and the ABC Board comply with the provisions of G.S. 159-31 when designating official depositories and verifying that deposits are properly secured.

At June 30, 2014, the City's deposits had a carrying amount of $13,809,418 and a bank balance of $13,418,172. The carrying amount of deposits for the ABC Board was $2,639,983 and the bank balance was $2,566,115. Of the bank balances, the City and the ABC Board had $1,463,944 and $476,058, respectively, covered by federal depository insurance and the remainder of $11,954,228 and $2,090,057, respectively, was covered by collateral held under the pooling method. At June 30, 2014, the City and the ABC Board held petty cash funds of $20,779 and $13,650, respectively.

2. Investments

At June 30, 2014, the City's investment balances were as follows:

		Fair Value	Maturity	Rating
U.S. Treasuries & Agencies	$	63,953,127	1 to 5 Years	AAA/Aaa
Commercial Paper		8,992,822	var to 3/2/2015	A1P1
NC Capital Management Trust - Cash Portfolio		148,414,057	N/A	AAAm
NC Capital Management Trust - Term Portfolio		20,038,940	0.17 Years	Unrated
	$	241,398,946		

Interest Rate Risk. As a means of limiting its exposure to fair value losses arising from rising interest rates, the City's investment policy limits at least half of the City's investment portfolio to maturities of less than 12 months. Also, the City's investment policy requires purchases of securities to be laddered with staggered maturity dates and limits all securities to a final maturity of no more than five years.

Credit risk. The City's investment policy limits the City's investments to the provisions of G.S. 159-30 and restricts the purchase of securities to the highest possible ratings whenever particular types of securities are rated. At June 30, 2014, the investments in the U.S. Treasuries were rated AAA by Standard & Poor's and Aaa by Moody's Investors Service. The City's investment in the NC Capital Management Trust Cash Portfolio carried a credit rating of AAAm by Standard & Poor's as of June 30, 2014. The City's investment in the NC Capital Management Trust Term Portfolio is unrated. The Term Portfolio is authorized to invest in obligations of the U.S. government and agencies, and in high grade money market instruments permitted under NC General Statutes 159-30 as amended.

Custodial credit risk. For an investment, the custodial credit risk is the risk that in the event of the failure of the counterparty, the City will not be able to recover the value of its investments or collateral securities that are in the possession of an outside party. The City's investment policy requires all book-entry investment securities to be in the City's name and delivered versus payment to a City-named third-party custodian. Certificated securities are held in the custody of the Financial Services Director.

Concentration of Credit Risk. The City's investment policy places limits on the amount that the City may invest in any one type of security and also any one issuer. There is no limit for direct obligations of the U.S. Treasury or investments in mutual funds certified by the Department of State Treasurer (NCCMT). Securities issued by agencies of the U.S. government are limited to a maximum of 75% of the portfolio and individually limited to 30% concentration to any one government agency. Commercial paper and bankers acceptances may not exceed 30% and 20%, respectively, of the portfolio. Policy also limits investments to 2% of the portfolio for any individual non-governmental issuers. More than 5% of the City's investments are in U.S. Government Agencies which are primarily Federal Home Loan Mortgage

Corporation (12.3%), Federal Farm Credit Bank (10.6%), Federal Home Loan Bank (6.7%) and Federal National Mortgage Association (6.3%) securities.

3. Receivables - Allowances for Doubtful Accounts

The amounts presented in the Statements of Net Position, Governmental Funds Balance Sheet and Proprietary Fund Statement of Net Position, are net of the following allowances for doubtful accounts:

Fund	
General Fund:	
Taxes receivable	$ 2,676,043
Accounts receivable	653,369
Total General Fund	3,329,412
Water and Sewer Fund:	
Accounts receivable	703,607
Electric Fund:	
Accounts receivable	2,044,248
Landfill Fund:	
Accounts receivable	125,203
Storm Water Fund:	
Accounts receivable	33,233
Total Allowances	$ 6,235,703

4. Capital Assets

A summary of changes in capital assets for the year ended June 30, 2014, follows:

	Primary Government			
	Beginning Balance	Increases & Reclassifications	Decreases & Reclassifications	Ending Balance
Governmental activities:				
Capital assets not being depreciated				
Land and other nondepreciable capital assets..	$ 18,677,585	$ 56,272	$ -	$ 18,733,857
Intangibles.....	115,889	-	-	115,889
Construction in progress.....	17,637,670	4,511,640	4,302,929	17,846,381
Total capital assets not being depreciated	36,431,144	4,567,912	4,302,929	36,696,127
Capital assets being depreciated				
Buildings and other improvements.....	68,781,254	2,875,042	-	71,656,296
Intangibles.....	200,608	-	-	200,608
Equipment.....	61,720,581	6,582,717	1,687,480	66,615,818
Infrastructure.....	517,550,503	6,231,970	-	523,782,473
Total capital assets being depreciated	648,252,946	15,689,729	1,687,480	662,255,195
Less accumulated depreciation for:				
Buildings and other improvements.....	36,881,905	2,194,418	-	39,076,323
Intangibles.....	71,184	25,885	-	97,069
Equipment.....	40,225,897	3,750,778	1,504,125	42,472,550
Infrastructure.....	386,791,317	9,558,088	-	396,349,405
Total accumulated depreciation	463,970,303	15,529,169	1,504,125	477,995,347
Total capital assets being depreciated (net).....	184,282,643			184,259,848
Governmental activities capital assets, net.....	$ 220,713,787			$ 220,955,975
Business-type activities:				
Water & Sewer Fund				
Capital assets not being depreciated				
Land and other nondepreciable capital assets..	$ 7,489,267	$ -	$ -	$ 7,489,267
Construction in progress.....	5,711,786	4,208,069	-	9,919,855
Total capital assets not being depreciated.....	13,201,053	4,208,069	-	17,409,122
Capital assets being depreciated				
Buildings and other improvements.....	73,970,490	-	-	73,970,490
Equipment.....	13,081,977	116,354	34,439	13,163,892
Infrastructure.....	359,138,681	2,724,533	-	361,863,214
Capital assets being depreciated.....	446,191,148	2,840,887	34,439	448,997,596
Less accumulated depreciation for:				
Buildings and other improvements.....	37,824,185	1,556,242	-	39,380,427
Equipment.....	7,366,077	402,438	3,731	7,764,784
Infrastructure.....	117,781,521	10,523,096	-	128,304,617
Total accumulated depreciation.....	162,971,783	12,481,776	3,731	175,449,828
Total capital assets being depreciated (net).....	283,219,365			273,547,768
Water & Sewer fund capital assets, net.....	$ 296,420,418			$ 290,956,890

	Primary Government			
	Beginning Balance	Increases & Reclassifications	Decreases & Reclassifications	Ending Balance
Electric Fund				
Capital assets not being depreciated				
Land and other nondepreciable capital assets..	$ 758,364	$ -	$ -	$ 758,364
Construction in progress.....	6,527,602	7,130,093	1,898,032	11,759,663
Total capital assets not being depreciated.....	7,285,966	7,130,093	1,898,032	12,518,027
Capital assets being depreciated				
Buildings and other improvements.....	154,965	-	-	154,965
Intangibles.....	2,573,325	878,586	-	3,451,911
Equipment.....	14,971,521	39,253	140,209	14,870,565
Infrastructure.....	100,200,417	1,148,982	-	101,349,399
Capital assets being depreciated.....	117,900,228	2,066,821	140,209	119,826,840
Less accumulated depreciation for:				
Buildings and other improvements.....	154,965	-	-	154,965
Intangibles.....	1,286,664	433,050	-	1,719,714
Equipment.....	14,622,920	86,385	108,340	14,600,965
Infrastructure.....	56,341,130	3,539,722	-	59,880,852
Total accumulated depreciation.....	72,405,679	4,059,157	108,340	76,356,496
Total capital assets being depreciated (net).....	45,494,549			43,470,344
Electric fund capital assets, net.....	$ 52,780,515			$ 55,988,371
Mass Transit Fund				
Capital assets not being depreciated				
Land and other nondepreciable capital assets..	$ 581,396	$ -	$ -	$ 581,396
Construction in progress.....	-	31,779	-	31,779
Total capital assets not being depreciated.....	581,396	31,779	-	613,175
Capital assets being depreciated				
Buildings and other improvements.....	2,551,942	-	-	2,551,942
Equipment.....	5,442,319	-	29,692	5,412,627
Infrastructure.....	-	157,863	-	157,863
Capital assets being depreciated.....	7,994,261	157,863	29,692	8,122,432
Less accumulated depreciation for:				
Buildings and other improvements.....	613,843	91,347	-	705,190
Equipment.....	4,376,260	531,749	29,692	4,878,317
Total accumulated depreciation.....	4,990,103	623,096	29,692	5,583,507
Total capital assets being depreciated (net).....	3,004,158			2,538,925
Mass Transit fund capital assets, net.....	$ 3,585,554			$ 3,152,100

	Primary Government			
	Beginning Balance	Increases & Reclassifications	Decreases & Reclassifications	Ending Balance
Parking Fund				
Capital assets not being depreciated				
Land and other nondepreciable capital assets.....	$ 898,720	$ -	$ -	$ 898,720
Capital assets being depreciated				
Buildings and other improvements.....	8,690,140	-	-	8,690,140
Equipment.....	416,962	-	-	416,962
Capital assets being depreciated.....	9,107,102	-	-	9,107,102
Less accumulated depreciation for:				
Buildings and other improvements.....	6,737,229	241,857	-	6,979,086
Equipment.....	416,962	-	-	416,962
Total accumulated depreciation.....	7,154,191	241,857	-	7,396,048
Total capital assets being depreciated (net).....	1,952,911			1,711,054
Parking fund capital assets, net.....	$ 2,851,631			$ 2,609,774
Landfill Facilities Fund				
Capital assets not being depreciated				
Land and other nondepreciable capital assets.....	$ 1,676,601	$ -	$ -	$ 1,676,601
Construction in progress.....	254,084	130,324	-	384,408
Total capital assets not being depreciated.....	1,930,685	130,324	-	2,061,009
Capital assets being depreciated				
Buildings and other improvements.....	20,521,179	-	12,711	20,508,468
Equipment.....	2,846,934	-	-	2,846,934
Capital assets being depreciated.....	23,368,113	-	12,711	23,355,402
Less accumulated depreciation for:				
Buildings and other improvements.....	12,852,854	816,083	12,711	13,656,226
Equipment.....	2,310,390	53,640	-	2,364,030
Total accumulated depreciation.....	15,163,244	869,723	12,711	16,020,256
Total capital assets being depreciated (net).....	8,204,869			7,335,146
Landfill facilities fund capital assets, net.....	$ 10,135,554			$ 9,396,155

	Primary Government			
	Beginning Balance	Increases & Reclassifications	Decreases & Reclassifications	Ending Balance
Storm Water Fund				
Capital assets not being depreciated				
Land and other nondepreciable capital assets...	$ 432,178	$ -	$ -	$ 432,178
Construction in progress.....	1,110,010	-	296,926	813,084
Total capital assets not being depreciated.....	1,542,188	-	296,926	1,245,262
Capital assets being depreciated				
Equipment.....	91,131	11,265	11,265	91,131
Infrastructure.....	14,471,409	304,076	-	14,775,485
Capital assets being depreciated.....	14,562,540	315,341	11,265	14,866,616
Less accumulated depreciation for:				
Equipment.....	82,250	3,439	-	85,689
Infrastructure.....	1,162,917	473,401	-	1,636,318
Total accumulated depreciation.....	1,245,167	476,840	-	1,722,007
Total capital assets being depreciated (net).....	13,317,373			13,144,609
Storm water fund capital assets, net.....	14,859,561			14,389,871
Business-type activities capital assets, net...	$ 380,633,233			$ 376,493,161

Depreciation expense was charged to functions/programs of the primary government as follows:

Governmental activities:	
General Government	$ 3,484,076
Public Safety.....	813,602
Public Services and Transportation.....	9,708,416
Culture and Recreation.....	1,523,075
Total governmental activities depreciation expense	$ 15,529,169
Business-type activities:	
Water and Sewer.....	$ 12,481,776
Electric.....	4,059,157
Mass Transit.....	623,096
Parking Facilities.....	241,857
Landfill Facilities.....	869,723
Storm Water Facilities.....	476,840
Total business-type activities depreciation expense	$ 18,752,449

A summary of capital assets for the ABC Board at June 30, 2014 follows:

	Assets
Land and buildings	$ 3,579,551
Equipment	928,153
Leasehold improvements	38,779
Construction in progress	62,143
Accumulated depreciation	(2,305,761)
Total ABC Board	$ 2,302,865

B. Liabilities

1. Accounts payable and accrued expenses as of June 30, 2014, consisted of the following:

	Accounts Payable	Accrued Payroll and expenses	Total
Governmental Activities			
General	$ 1,729,657	$ 2,205,060	$ 3,934,717
General Capital Projects	90,314	-	90,314
Other non-major governmental funds	168,721	-	168,721
Internal Service Fund	170,974	70,413	241,387
Total governmental	2,159,666	2,275,473	4,435,139
Business -Type Activities			
Water and Sewer	2,082,223	399,477	2,481,700
Electric	11,542,510	266,040	11,808,550
Other non-major enterprise funds	263,490	145,605	409,095
Total enterprise funds	13,888,223	811,122	14,699,345
Total Primary Government	$ 16,047,889	$ 3,086,595	$ 19,134,484

2. Pension Plan Obligations

a. Local Governmental Employees' Retirement System

Plan Description. The City of High Point and the ABC Board contribute to the statewide Local Governmental Employees' Retirement System (LGERS), a cost-sharing multiple-employer defined benefit pension plan administered by the State of North Carolina. LGERS provides retirement and disability benefits to plan members and beneficiaries. Article 3 of G.S. Chapter 128 assigns the authority to establish and amend benefit provisions to the North Carolina General Assembly. The Local Governmental Employees' Retirement System is included in the Comprehensive Annual Financial Report (CAFR) for the State of North Carolina. The State's CAFR includes financial statements and required supplementary information for LGERS. That report may be obtained by writing to the Office of the State Controller, 1410 Mail Service Center, Raleigh, North Carolina 27699-1410, or by calling (919) 981-5454.

Funding Policy. Plan members are required to contribute six percent of their annual covered salary. The City and the ABC Board are required to contribute at an actuarially determined rate. For the City, the current rate for employees not engaged in law enforcement and for law enforcement officers is 7.07% and 7.28%, respectively, of annual covered payroll. For the ABC Board, the current rate for employees not engaged in law enforcement is 7.07% of annual covered payroll. The contribution

requirements of members and of the City of High Point and the ABC Board are established and may be amended by the North Carolina General Assembly.

The City's contributions to LGERS for the years ended June 30, 2014, 2013 and 2012 were $4,640,730, $4,372,809, and $4,389,753, respectively. The ABC Board's contributions to LGERS for the years ended June 30, 2014, 2013 and 2012 were $62,446, $58,408, and $58,448, respectively. The contributions made by the City and the ABC Board equaled the required contributions for each year.

b. Law Enforcement Officers' Special Separation Allowance

1. Plan Description.

The City of High Point administers a public employee retirement system (the "Separation Allowance"), a single-employer defined benefit pension plan that provides retirement benefits to the City's qualified sworn law enforcement officers. The Separation Allowance is equal to .85 percent of the annual equivalent of the base rate of compensation most recently applicable to the officer for each year of creditable service. The retirement benefits are not subject to any increases in salary or retirement allowances that may be authorized by the General Assembly. Article 12D of G.S. Chapter 143 assigns the authority to establish and amend benefit provisions to the North Carolina General Assembly. The Separation Allowance does not issue a stand-alone financial report. Financial and trend information is presented as required supplementary information following these notes.

The Separation Allowance covers all full-time law enforcement officers of the City. At December 31, 2013, the Separation Allowance's membership consisted of:

Retirees currently receiving benefits.....	41
Active plan members.....	230
Total.....	271

2. Summary of Significant Accounting Policies.

Basis of Accounting. The City has chosen to fund the Separation Allowance on a pay-as-you-go basis. The City's contributions are recognized in the period when due. In addition, the City has elected to partially pay the future overall cost of coverage for these benefits. Pension expenditures are made from the General Fund, which is maintained on the modified accrual basis of accounting. Benefits and refunds are recognized when due and payable in accordance with terms of the Separation Allowance.

Method Used to Value Investments. In addition to providing pay-as-you-go funds to pay current benefits and administrative costs, funds are also being set aside to pay benefits and administration costs in future years. Expenditures currently are being paid as they become due. Investments are valued at market which approximates cost.

3. Contributions.

The City is required by Article 12D of G.S. Chapter 143 to provide these retirement benefits and has chosen to fund the benefit payments on a pay-as-you-go basis through appropriations made in the General Fund operating budget. The City's obligation to contribute to this plan is established and may be amended by the North Carolina General Assembly. The City contributed $50,000 during the fiscal year ended June 30, 2014 toward the reduction of the accrued actuarial liability. There were no contributions made by employees.

The annual required contribution for the current fiscal year was determined as part of the December 31, 2013 actuarial valuation using the projected unit credit actuarial cost method. The actuarial assumptions included (a) 5.00% investment rate of return (net of administrative expenses) and (b) projected salary increases of 4.25% to 7.85% per year. Both (a) and (b) included an inflation component of 3.00%. The Separation Allowance's unfunded actuarial accrued liability is being amortized as a level percentage of pay on a closed basis. The remaining amortization period at December 31, 2013 was seventeen years. The assumptions did not include postemployment benefit increases.

4. Annual Pension Cost and Net Pension Obligation/(Asset).

The City's annual pension cost and net pension obligation/(asset) to the Separation Allowance for the current year were as follows:

Annual required contribution.....	$ 730,596
Interest on net pension asset.....	(3,758)
Adjustment to annual required contribution.....	6,124
Annual pension cost.....	732,962
Contributions made.....	750,397
Decrease in net pension obligation.....	(17,435)
Net pension obligation (asset), beginning of year.....	(75,161)
Net pension obligation (asset), end of year.....	$ (92,596)

3-Year Trend Information

Fiscal Year Ended	Annual Pension Cost (APC)	Percentage of APC Contributed	Net Pension Obligation/(Asset)
6/30/2012	$ 670,351	112.55%	$ (6,613)
6/30/2013	683,778	110.02%	(75,161)
6/30/2014	732,962	102.38%	(92,596)

5. Funded Status and Funding Progress.

As of December 31, 2013, the most recent actuarial valuation date, the plan was 5.12% funded. The actuarial value of the plan assets was determined using current market value as these assets were invested in securities of the NCCMT Cash Portfolio, an SEC registered (2a-7) money market mutual fund, which maintains a $1 NAV. The actuarial accrued liability for benefits was $7,529,858, and the actuarial value of assets was $385,583, resulting in an unfunded actuarial accrued liability (UAAL) of $7,144,275. The covered payroll (annual payroll of active employees covered by the plan) was $12,611,511 and the ratio of the UAAL to the covered payroll was 56.65%.

The schedule of funding progress, presented as required supplementary information following the notes to the financial statements, presents multi-year trend information about whether the actuarial value of plan assets are increasing or decreasing over time relative to the actuarial accrued liability for benefits.

c. Supplemental Retirement Income Plan for Law Enforcement Officers

Plan Description. The City contributes to the Supplemental Retirement Income Plan for Law Enforcement Officers (Plan), a defined contribution pension plan administered by the Department of State Treasurer and a Board of Trustees. The Plan provides retirement benefits to law enforcement officers employed by the City. Article 5 of G.S. Chapter 135 assigns the authority to establish and amend benefit provisions to the North Carolina General Assembly. The Plan is included in the

Comprehensive Annual Financial Report (CAFR) for the State of North Carolina. The State's CAFR includes the pension trust fund financial statements for the Internal Revenue Code Section 401(k) plan that includes the Plan. That report may be obtained by writing to the Office of the State Controller, 1410 Mail Service Center, Raleigh, North Carolina 27699-1410, or by calling (919) 981-5454.

Funding Policy. Article 12E of G.S. Chapter 143 requires the City to contribute each month an amount equal to five percent of each officer's salary, and all amounts contributed are vested immediately. In addition, the law enforcement officers may make voluntary contributions to the plan. Contributions for the year ended June 30, 2014 were $1,922,649, which consisted of $627,247 from the City and $1,295,402 from the law enforcement officers.

d. Firefighter's and Rescue Squad Workers' Pension Fund

Plan Description. The State of North Carolina contributes, on behalf of the City of High Point, to the Firefighter's and Rescue Squad Workers' Pension Fund (Fund), a cost-sharing multiple-employer defined benefit pension plan with a special funding situation administered by the State of North Carolina. The Fund provides pension benefits for eligible fire and rescue squad workers that have elected to become members of the fund. Article 86 of G.S. Chapter 58 assigns the authority to establish and amend benefit provisions to the North Carolina General Assembly. The Firefighter's and Rescue Squad Workers' Pension Fund is included in the Comprehensive Annual Financial Report (CAFR) for the State of North Carolina. The State's CAFR includes financial statements and required supplementary information for the Fund. That report may be obtained by writing to the Office of the State Controller, 1410 Mail Service Center, Raleigh, North Carolina 27699-1410, or by calling (919) 981-5454.

Funding Policy. Plan members are required to contribute $10 per month to the Fund. The State, a non-employer contributor, funds the plan through appropriations. The City does not contribute to the Fund. The City has recognized on-behalf expenditures of $61,530 corresponding revenues for those payments made by the State of North Carolina for the year ended June 30, 2014. Contribution requirements of plan members and the State of North Carolina are established and may be amended by the North Carolina General Assembly.

e. Other Post-employment Benefits-Health Care Benefit Plan

Plan Description. Under the terms of a City resolution, the City administers a single-employer defined benefit Healthcare Benefits Plan (the HCB Plan). The City provides continuation of medical insurance coverage to employees who retire under the North Carolina Local Governmental Employees' Retirement System (NCLGERS) eligibility terms at the same time they end their continuous service to the City. The retiree and his or her spouse may elect to receive this coverage until the participant becomes Medicare-eligible. The retiree assumes the full blended premium of the healthcare coverage plan as may be renegotiated and adjusted periodically. The City Council may amend the HCB Plan in its discretion. A separate report was not issued for the HCB Plan.

The ABC Board administers its own single employer defined benefit healthcare plan (the Retiree Health Plan) which provides its retirees who have a minimum 25 completed years of service to the ABC Board and who are not eligible for Medicare benefits the opportunity to remain enrolled in its group health insurance plan. The ABC Board pays the full cost of coverage for those benefits through private insurance. A separate report was not issued for the ABC Board's Plan.

Membership of the HCB Plan and in the ABC Board's Retiree Health Plan at December 31, 2012, the date of the latest actuarial valuations consisted of the following:

	City	ABC Board
Active Employees	1,365	24
Retired Employees	89	4
Total	1,454	28

Funding Policy. The City currently pays for postemployment healthcare benefits on a pay-as-you-go basis. Retirees contribute the full blended premium of the healthcare coverage plan to the City as may be renegotiated and adjusted periodically. Although the City is studying the establishment of a trust that would be used to accumulate and invest assets necessary to pay for the accumulated liability, these financial statements assume the pay-as-you-go method will continue.

The current annual required contribution (ARC) rate is 1.78% of annual covered payroll. For the current year, the City contributed $915,871, including retiree contributions, or 1.43% of annual covered payroll. The City obtains healthcare coverage through private insurers. There were no contributions made by employees and retirees contributed $768,252 during the fiscal year. The City's obligation to contribute to the HCB Plan is established and may be amended by the City Council.

The ABC Board currently pays for postemployment healthcare benefits on a pay-as-you-go basis based upon Board resolution. In the fiscal year ended June 30, 2014, the ABC Board contributed $57,120 to its Plan.

Summary of Significant Accounting Policies. Postemployment expenditures are made from the General Fund and the proprietary funds, which are maintained on the modified accrual basis of accounting in accordance with State law. No funds are set aside to pay benefits and administration costs. These expenditures are paid as they come due.

For the ABC Board, postemployment expenditures are made from the Board's General Fund which is maintained on the modified accrual basis of accounting in accordance with State law. No funds are set aside to pay benefits and administration costs. These expenditures are paid as they come due.

Annual OPEB Cost and Net OPEB Obligation. The City's annual OPEB cost (expense) is calculated based on the ARC of the employer, an amount actuarially determined in accordance with the parameters of GASB Statement No. 45. The ARC represents a level of funding that, if paid on an ongoing basis, is projected to cover normal cost each year and amortize any unfunded actuarial liabilities (or funding excess) over a period not to exceed thirty years. The payment of current health insurance premiums for retirees and covered spouses totaled $915,871 which, when coupled with the actuarially determined implicit subsidy of $351,152 for the purpose of determining the Net OPEB Obligation, resulted in a net increase in the OPEB obligation of $1,007,112 as of June 30, 2014. The ABC Board's OPEB cost (expense) is also calculated based on the ARC for the current year as actuarially determined in accordance with the parameters of GASB Statement No. 45.

The following table shows the components of the City's annual OPEB cost for the year, the amount actually contributed to the plan, and changes in the City's net OPEB obligation for the postemployment healthcare benefits, as well as the related amounts for the ABC Board:

	City	ABC Board
Annual required contribution (ARC)	$1,144,440	$29,430
Interest on net OPEB obligation	230,268	372
Adjustment to ARC	(219,977)	(355)
Annual OPEB Cost (pay-as-you-go)	1,154,731	29,447
Contributions made	(147,619)	(57,120)
Increase in net OPEB obligation	1,007,112	(27,673)
Net OPEB obligation, beginning of year	6,373,915	9,295
Net OPEB obligation, end of year	$7,381,027	($18,378)

Trend information being accumulated for the City's annual OPEB cost, the percentage of annual OPEB cost contributed to the plan, and the net OPEB obligation was as follows:

3-Year Trend Information

For Year Ended June 30	Annual OPEB Cost	Percentage of Annual OPEB Cost Contributed	Net OPEB Obligation
2012	$ 1,117,065	16.96%	$ 5,756,697
2013	1,154,731	46.55%	6,373,915
2014	1,154,731	12.78%	7,381,027

Funded Status and Funding Progress. As of December 31, 2012, the most recent actuarial valuation date, the plan was not funded. The actuarial accrued liability for benefits and, thus, the unfunded actuarial accrued liability (UAAL) was $10,681,634. The covered payroll (annual payroll of active employees covered by the plan) was $64,274,900, and the ratio of the UAAL to the covered payroll was 16.62%.

The ABC Board's Plan was not funded as of December 31, 2012, the most recent actuarial valuation date. The actuarial accrued liability for benefits and, thus, the unfunded actuarial accrued liability (UAAL) was $433,675. The covered payroll (annual payroll of active employees covered by the plan) was $834,156, and the ratio of the UAAL to the covered payroll was 52%.

Actuarial valuations of an ongoing plan involve estimates of the value of reported amounts and assumptions about the probability of occurrence of events far into the future. Examples include assumptions about future employment, mortality, and healthcare trends. Amounts determined regarding the funded status of the plan and the annual required contributions of the employer are subject to continual revision as actual results are compared with past expectations and new estimates are made about the future. The schedule of funding progress, presented as required supplementary information following the notes to the financial statements presents multiyear trend information as accumulated annually about whether the actuarial value of plan assets is increasing or decreasing over time relative to the actuarial accrued liabilities for benefits.

Actuarial Methods and Assumptions. Projections of benefits for financial reporting purposes are based on the substantive plan (the plan as understood by the employer and the plan members) and include the types of benefits provided at the time of each valuation and the historical pattern of sharing of benefit costs between the employer and plan members to that point. The actuarial methods and assumptions used include techniques that are designed to reduce the effects of short-term volatility in actuarial accrued liabilities and the actuarial value of assets, consistent with the long-term perspective of the calculations.

In the December 31, 2012 actuarial valuation for the HCB Plan and the ABC Board's Retiree Health Plan, the projected unit credit actuarial cost method was used. The actuarial assumptions included a 4.00 percent investment rate of return (net of administrative expenses), which is the expected long-term investment returns on the employer's own investments calculated based on the funded level of the plan at the valuation date, and an annual medical cost trend increase of 8.50 to 5.00 percent annually. Both rates included a 3.00 percent inflation assumption. The actuarial value of assets, if any, was determined using techniques that spread the effects of short-term volatility in the market value of investments over a 5-year period. The UAAL is being amortized as a level percentage of projected payroll on an open basis. The remaining amortization period at December 31, 2012, was 30 years.

3. Other Employment Benefit

The City has also elected to provide death benefits to employees through the Death Benefit Plan for members of the Local Governmental Employees' Retirement System (Death Benefit Plan), a multiple-employer, State-administered, cost-sharing plan funded on a one-year term cost basis. The beneficiaries of those employees who die in active service after one year of contributing membership in the system, or who die within 180 days after retirement or termination of service and have at least one year of contributing membership service in the System at the time of death are eligible for death benefits. Lump sum death benefit payments to beneficiaries are equal to the employee's 12 highest months' salary in a row during the 24 months before the employee's death, but the benefit may not exceed $50,000 or be less than $25,000. Because all death benefit payments are made from the Death Benefit Plan and not by the City, the City does not determine the number of eligible participants.

The City has no liability beyond the payment of monthly contributions. The contributions to the Death Benefit Plan cannot be separated between the post-employment benefit amount and the other employment benefit amount. Contributions are determined as a percentage of monthly payroll based upon rates established by the State. Separate rates are set for employees not engaged in law enforcement and for law enforcement officers. The City considers these contributions to be immaterial.

4. Closure and Postclosure Care Costs - Kersey Valley Landfill Facilities

State and federal laws and regulations require the City to place a final cover on its Kersey Valley Landfill Facilities when it stops accepting waste and to perform certain maintenance and monitoring functions at the site for thirty years after closure. Although closure and postclosure care costs will be paid only near or after the date that the landfill stops accepting waste, the City reports a portion of these closure and postclosure care costs as an operating expense in each period based on landfill capacity used as of each balance sheet date. The $14,685,020 reported as landfill closure and postclosure care liability at June 30, 2014 represents a cumulative amount reported to-date based on the use of 100 percent of the total estimated capacity of the first, second and third phases of the landfill as well as the newly opened fourth phase. The City will recognize the remaining estimated costs of closure and postclosure as new phases are developed. These amounts are based on what it would cost to perform all closure and postclosure care in 2014. Actual costs may be higher due to inflation, changes in technology, or changes in regulations. The City closed Phase I of the Kersey Valley Facilities in the fiscal year 1998 and Phase II was closed in fiscal year 2003. Phase III opened to begin accepting waste in fiscal year 2003, and ceased accepting additional waste in fiscal year 2013. Phase IV opened to begin accepting waste in fiscal year 2013.

The City has met the requirements of a local government financial test that is one option under State and federal laws and regulations that helps determine if a unit is financially able to meet closure and postclosure care requirements.

At June 30, 2014, the City has accumulated $14,685,020 for future payment of closure and postclosure care costs. The City expects that future inflation costs will be paid from interest earnings on these annual contributions. However, if interest earnings are inadequate or additional postclosure care requirements are determined (due to changes in technology or applicable laws or regulations, for example), these costs may need to be covered by charges to future landfill users.

5. Deferred Outflows and Inflows of Resources

Governmental funds report deferred revenue in connection with receivables for revenues that are not considered to be available to liquidate liabilities of the current period. Governmental and enterprise funds also defer revenue recognition of resources that have been received as of the year-end, but are unearned. Deferred inflows of resources at year-end is composed of the elements that follow:

	General Fund	General Capital Projects	Non-Major Governmental	Major Enterprise Funds	Non-Major Enterprise Funds
Prepaid privilege and showroom licenses (unearned)	$ 532,752	$ -	$ -	$ -	$ -
Prepaid property taxes (unearned)	11,434	-	-	-	-
Taxes receivable (net) (unavailable)	2,267,146	-	-	-	-
Notes (unearned)	-	-	4,649,247	-	-
Grants (unavailable)	189,050	708,056	896,695	-	-
Grants (unearned)	-	-	83,090	-	-
Developer contributions (unearned)	-	-	-	-	-
Unamortized gain on refunding bonds	-	-	-	1,202,718	170,502
Unexpended pond maintenance funds (unearned)	-	-	-	-	1,949,183
Total	$ 3,000,382	$ 708,056	$ 5,629,032	$ 1,202,718	$ 2,119,685

6. Commitments

Commitments for the purchase of goods and services and for the construction and acquisition of assets are as follows at June 30, 2014:

General Fund	$ 664,916
Special Revenue	321,563
General Capital Projects	2,216,470
Proprietary Funds	43,821,234
	$ 47,024,183

Amounts shown above for the General, Special Revenue, and General Capital Project funds represent encumbrances and are components of restricted fund balances as described in Note 1.F.12.

7. Risk Management

The City is exposed to various risks of loss related to torts; theft of, damage to, and destruction of assets; errors and omissions; injuries to employees; and natural disasters. The City protects itself from potential loss through a combination of risk-sharing participation, purchase of commercial insurance for primary and/or excess liability coverage and self-insured risk retention. Self-insured risks are primarily for general, professional, flood, law enforcement, vehicle and underground storage tank liabilities.

Claims liabilities are reported when it is probable that a loss has occurred and the amount of the loss can be reasonably estimated. Liabilities include amounts for material claims that have been incurred but are not reported (IBNRs), based on actuarial computations. At June 30, 2014, the City did not have any material IBNRs reported in liabilities. Settled claims have not exceeded self-retained or purchased insurance coverage in any of the past three fiscal years and there have been no significant reductions in insurance coverage in the prior year.

The City has several properties located in various “at risk” categories as identified by the Federal Emergency Management Agency. Consequently, the City carries commercial flood insurance for aggregate coverage limits of $250 million and for several specific properties at $2 million per structure. Deductibles for specific loss range from $100,000 to $500,000 per location and can be covered under the general self-insured arrangements as discussed above.

In accordance with G.S. 159-29, the City’s employees that have access to $100 or more at any given time of the City’s funds are performance bonded through a commercial surety bond. The Financial Services

Director is individually bonded for $100,000. All other employees that have access to funds are bonded under a blanket bond for $100,000.

8. Claims and Judgments

At June 30, 2014, the City was a defendant to various lawsuits. In the opinion of the City's management and the City attorney, the ultimate effect of these legal matters will not have a material adverse effect on the City's financial position.

9. Long-Term Obligations

a. Installment Purchase Contracts

The City has entered into installment purchase agreements to acquire certain equipment. The majority of these contracts are for a five-year term with quarterly or semi-annual payments. The principal sources of funding for these installment financing contracts are the General Fund and Internal Service Fund.

Future annual debt service payments on installment purchase contracts as of June 30, 2014, including interest of $202,057 is as follows:

Year Ending June 30,	Governmental Activities Principal	Governmental Activities Interest
2015	$ 1,430,071	$ 77,998
2016	1,040,734	54,557
2017	784,502	35,494
2018	505,214	21,645
2019	353,984	10,418
2020	100,000	1,945
TOTAL	$ 4,214,505	$ 202,057

b. General Obligation Indebtedness

The City’s general obligation bonds serviced by the governmental funds were issued for a variety of eligible purposes as permitted by North Carolina general statutes, including transportation, public safety, recreation, libraries and public buildings. Those general obligation bonds issued to finance the construction of facilities utilized in the operations of the enterprise funds and which its resources are retiring is reported as long-term debt in the respective enterprise fund. All general obligation bonds are collateralized by the full faith, credit, and taxing power of the City. Principal is payable annually in varying amounts through 2034. Principal and interest requirements will be provided by appropriation in the year in which they become due.

Bonds payable at June 30, 2014 are comprised of the following individual issues:

General Obligation Bonds

Serviced by the General Fund:		
$4,258,963 Series 2003 Refunding bonds for public safety, transportation, public buildings, and recreation facilities maturing serially on April 1 through 2015 with interest semiannually October 1 and April 1 at rates varying between 2.5% - 4.0%	$	316,692
$14,815,000 Series 2005 Public Improvement bonds for transportation, public buildings, recreation, library and firefighting facilities maturing serially on March 1 through 2015 with interest semiannually September 1 and March 1 at rates varying 3.75% - 5.0%		462,808
$17,524,774 Series 2005 Refunding bonds for public safety, transportation, public buildings, and recreation facilities maturing serially on March 1 through 2019 with interest semiannually September 1 and March 1 at rates varying between 3.5% - 5.0%		1,687,277
$14,580,000 Series 2006 Public Improvement bonds for transportation, public buildings, recreation, library and firefighting facilities maturing serially on March 1 through 2027 with interest semiannually September 1 and March 1 at rates varying between 4.0% - 5.0%		1,251,029
$4,000,000 Series 2007A Public Improvement bonds for transportation, public buildings, and recreation facilities maturing serially on March 1 through 2028 with interest semiannually September 1 and March 1 at rates varying between 4.0% - 4.75%		3,580,000
$11,800,000 Series 2007B Public Improvement bonds for transportation, public buildings, recreation, library and firefighting facilities maturing serially on March 1 through 2028 with interest semiannually September 1 and March 1 at rates varying between 4.0% - 5.0%		10,143,149
$10,540,000 Series 2008 Public Improvement bonds for transportation, public buildings, recreation, library and firefighting facilities maturing serially on March 1 through 2029 with interest semiannually September 1 and March 1 at rates varying between 3.25% - 4.25%		8,629,504
$5,615,000 Series 2010A Public Improvement bonds for transportation and recreation facilities maturing serially on June 1 through 2017 with interest semiannually December 1 and June 1 at rates varying between 3.0% - 4.0%		2,775,000
$13,315,000 Series 2010B Public Improvement (Taxable-Build America) bonds for transportation, public buildings, recreation, library and firefighting facilities maturing serially on June 1, 2018 through 2030 with interest semiannually December 1 and June 1 at rates varying between 3.798% - 5.675%		13,315,000
$5,785,000 Series 2012 Public Improvement bonds for streets and sidewalks maturing serially on March 1 through 2032 with interest semiannually September 1 and March 1 at rates varying between 2.0% - 5.0%		5,205,000
$6,217,425 Series 2012 Refunding bonds for transportation, public buildings, recreation, library and firefighting facilities maturing serially on March 1 through 2026 with interest semiannually September 1 and March 1 at rates varying between 2.0% - 5.0%		5,915,413
$5,650,968 Series 2013 Refunding bonds for public safety, transportation, public buildings, and recreation facilities maturing serially on March 1 through 2019 with interest semiannually September 1 and March 1 at interest rat eof 1.72%		5,557,281
$8,866,942 Series 2014 Refunding bonds for transportation, public buildings, recreation, library and firefighting facilities maturing serially on March 1 through 2027 with interest semiannually September 1 and March 1 at rates varying between 2.5% - 5.0%		8,866,942
$6,115,000 Series 2014 Public Improvement bonds for transportation, recreation, and firefighting facilities maturing serially on March 1 through 2034 with interest semiannually September 1 and March 1 at rates varying between 2.0% - 4.0%		6,115,000
Total serviced by governmental funds		73,820,095

Serviced by Enterprise Funds:

Water & Sewer Fund		
$3,310,412 Series 2003 Refunding bonds for water and sewer maturing serially on April 1 through 2015 with interest semiannually October 1 and April 1 at rates varying between 2.5% - 4.0%	$	246,159
$20,395,226 Series 2005 Refunding bonds for water and sewer maturing serially on March 1 through 2019 with interest semiannually September 1 and March 1 at rates varying between 3.5% - 5.0%		2,012,723
$14,595,000 Series 2010C Refunding bonds for water and sewer maturing serially on June 1, 2013 through 2022 with interest semiannually December 1 and June 1 at rates varying between 3.0% - 5.0%		11,520,000
$6,036,114 Series 2012 Refunding bonds for water and sewer maturing serially on March 1, 2013 through 2026 with interest semiannually September 1 and March 1 at rates varying between 2.0% - 5.0%		5,742,909
$8,824,032 Series 2013 Refunding bonds for water and sewer maturing serially on March 1 through 2019 with interest semiannually September 1 and March 1 at interest of 1.72%		8,677,719
Total serviced by Water & Sewer Fund		28,199,510
Storm Water Fund		
$230,625 Series 2003 Refunding bonds for storm water facilities maturing serially on April 1 through 2015 with interest semiannually October 1 and April 1 at rates varying between 2.5% - 4.0%		17,149
$5,020,000 Series 2005 Public Improvement bonds for storm water facilities maturing serially on March 1 through 2015 with interest semiannually September 1 and March 1 at rates varying 3.75% - 5.0%		237,192
$1,780,000 Series 2006 Public Improvement bonds for storm water facilities maturing serially on March 1 through 2027 with interest semiannually September 1 and March 1 at rates varying between 4.0% - 5.0%		173,971
$2,800,000 Series 2007B Public Improvement bonds for storm water facilities maturing serially on March 1 through 2028 with interest semiannually September 1 and March 1 at rates varying between 4.0% - 5.0%		2,406,857
$2,575,000 Series 2008 Public Improvement bonds for storm water facilities maturing serially on March 1 through 2029 with interest semiannually September 1 and March 1 at rates varying between 3.25% - 4.25%		2,075,496
$3,265,000 Series 2010B Public Improvement (Taxable-Build America) bonds for storm water facilities maturing serially on June 1, 2018 through 2030 with interest semiannually December 1 and June 1 at rates varying between 3.798% - 5.675%		3,265,000
$3,186,461 Series 2012 Refunding bonds for storm water facilities maturing serially on March 1, 2013 through 2026 with interest semiannually September 1 and March 1 at rates varying between 2.0% - 5.0%		3,031,678
$1,233,058 Series 2014 Refunding bonds for storm water facilities maturing serially on March 1 through 2027 with interest semiannually September 1 and March 1 at rates varying between 2.5% - 5.0%		1,233,058
Total serviced by Storm Water Fund		12,440,401
Discount on general obligation bonds		(275,867)
Total general obligation bonds, net of discounts	$	114,184,139

Annual Debt Service Requirements:

Annual debt service requirements to maturity for the General Obligation bonds are as follows:

	Governmental Activities - Bonds		Business -Type Activities Bonds			
Year Ending	General Obligation		Water and Sewer		Storm Water	
June 30,	Principal	Interest	Principal	Interest	Principal	Interest
2015	$ 5,865,681	$ 2,970,133	$ 4,236,794	$ 1,222,014	$ 642,525	$ 539,675
2016	5,660,285	2,663,016	4,882,250	795,431	537,465	522,404
2017	5,812,609	2,486,273	4,835,373	680,102	647,018	501,675
2018	5,236,615	2,317,826	3,997,879	575,152	820,505	475,639
2019	4,972,089	2,139,568	2,983,216	446,820	924,695	439,860
2020-2024	23,469,576	7,704,889	6,658,041	765,439	4,962,390	1,527,616
2025-2029	19,074,072	3,020,439	605,957	21,697	3,574,971	543,121
2030-2034	3,729,168	277,877	-	-	330,832	18,775
Total	$ 73,820,095	$ 23,580,021	$ 28,199,510	$ 4,506,655	$ 12,440,401	$ 4,568,765

Revenue Bonds

Serviced by Enterprise Funds:	
Water & Sewer Fund	
$40,375,000 Series 2004 Enterprise System Revenue Bonds for water and sewer maturing serially on November 1 through 2024 and term bonds maturing on November 1 beginning 2025 through 2031. The bonds pay interest seminannually November 1 and May 1 at rates varying 2.00% to 5.00%	$ 1,205,000
$31,380,000 Series 2006 Enterprise System Revenue Bonds for water and sewer maturing serially on November 1 through 2026 and term bonds maturing on November 1 beginning 2027 through 2031. The bonds pay interest seminannually November 1 and May 1 at rates varying 3.75% to 4.50%	26,200,000
$41,745,000 Series 2008 Enterprise System Revenue Bonds for water and sewer maturing serially on November 1 through 2028 and term bonds maturing on November 1 beginning 2029 through 2033. The bonds pay interest seminannually November 1 and May 1 at rates varying 3.50% to 5.00%	38,605,000
$2,735,000 Series 2010A Enterprise System Revenue Bonds for water and sewer maturing serially on November 1 through 2015. The bonds pay interest seminannually November 1 and May 1 at rates varying 3.00% to 4.00%	1,420,000
$20,475,000 Series 2010B Enterprise System Revenue (Taxable-Build America/RZED) Bonds for water and sewer maturing serially beginning November 1, 2016 through 2020 and term bonds maturing on November 1 beginning 2021 through 2035. The bonds pay interest seminannually November 1 and May 1 at rates varying 3.554% to 5.921%	20,475,000
$32,125,000 Series 2012A Enterprise System Revenue Refunding Bonds for water and sewer maturing serially beginning November 1, 2015 through 2030 and term bonds maturing on November 1, 2029 and 2031. The bonds pay interest seminannually November 1 and May 1 at rates varying 2.00% - 5.00%	31,840,000
$37,640,000 Series 2014 Enterprise System Revenue Refunding Bonds for water and sewer maturing serially beginning November 1, 2016 through 2036 and term bonds maturing on November 1, 2037, 2038, and 2039. The bonds pay interest seminannually November 1 and May 1 at rates varying 3.00% - 5.00%	37,640,000
Total serviced by Water & Sewer Fund	157,385,000
Premiums on revenue bonds	4,589,117
Total revenue bonds, net of premiums	$ 161,974,117

The City has pledged future water and sewer customer revenues, net of specified operating expenses, to repay the aforementioned revenue bonds. The bonds are payable solely from these net water and sewer customer revenues and are payable through fiscal year 2040. Annual principal and interest payments on the bonds are expected to require less than 34.5% of net revenues. Principal and interest requirements will be provided by appropriation in the year in which they become due.

Annual Debt Service Requirements:

Annual debt service requirements to maturity for the revenue bonds are as follows:

	Business -Type	
Year Ending	Water and Sewer	
June 30,	Principal	Interest
2015	$ 3,740,000	$ 6,949,423
2016	3,975,000	6,833,529
2017	5,045,000	6,656,140
2018	5,235,000	6,449,331
2019	5,965,000	6,222,511
2020-2024	33,615,000	27,077,075
2025-2029	41,915,000	18,278,263
2030-2034	41,980,000	8,204,142
2035-2039	13,450,000	2,072,204
2040	2,465,000	61,625
Total	$ 157,385,000	$ 88,804,243

The City has been in compliance with the covenants as to rates, fees and charges in Section 7.04 of the Enterprise System Trust Agreement since its adoption in 2004 and the related Supplemental Trust Agreements and bond orders authorizing the Enterprise System Revenue Bonds, Series 2004, 2006, 2008, 2010 and 2014 and Enterprise System Refunding Revenue Bonds Series 2012 since their respective adoption. The Trust Agreement requires that the City maintain parity debt service coverage ratio to be no less than 120% or total debt service coverage ratio to be no less than 100% under one of two pronged tests. The debt service coverage ratio calculation for the year ended June 30, 2014, is as follows:

Prior Year Unrestricted Net Assets	$ 29,062,125
Operating revenue	43,396,851
Operating expenses, excluding depreciation, bond interest and accrued OPEB	20,386,312
Income available for debt service	23,010,539
Parity debt service requirement	9,245,021
Total debt service requirement	16,069,628
Coverage on parity debt including 15% prior year unrestricted net assets	296%
Coverage on total debt excluding 15% prior year unrestricted net assets	143%

State and Federal Revolving and Bond Loans

Serviced by Enterprise Funds:

A loan was executed March 20, 1996 under the State Clean Water Bond Loan Program in the amount of $2,300,000, at an interest rate of 5.3%, principal due annually for 20 years beginning in 1998. Additional amounts were granted under this loan and were drawn down during the year ended June 30, 1999, $244,271 at 5.3% interest and $55,407 at 5.85% interest. Principal payments are due annually for 19 years and 18 years, respectively, on these amounts. As of June 30, 2014, a total of $2,599,678 had been drawn-down and principal payments of $2,209,951 had been made leaving an outstanding balance of $389,727. Interest expense was $17,958 for the year ended June 30, 2014.

A federal revolving loan was executed March 14, 1996 for a sewer project in the amount of $7,500,000, at an interest rate of 3.035%, principal to be repaid in 20 annual payments, the first principal payment being due 6 months after completion of the project. As of June 30, 2014, $7,137,854 had been drawn-down and principal payments of $6,745,682 had been made, leaving an outstanding balance of $392,172. Interest expense was $23,805 for the year ended June 30, 2014.

A federal revolving loan was executed April 6, 2001 for a sewer project in the amount of $15,000,000, at an interest rate of 2.550%, principal to be repaid in 20 annual payments, the first principal payment being due 6 months after completion of the project. As of June 30, 2014, $15,000,000 had been drawn-down and principal payments of $9,000,000 have been made, leaving an outstanding balance of $6,000,000. Interest expense was $172,125 for the year ended June 30, 2014.

A federal revolving loan was executed October 17, 2011 for sewer projects under the stimulus provisions of the American Recovery and Reinvestment Act of 2009. The loan provided for 50% of the loan balance to be forgiven at the time of the loan closing and the balance of principal to be repaid in 20 annual payments at an interest rate of 0.0%. As of June 30, 2014, $1,307,509 had been drawn-down and principal forgiveness of $653,755 granted. In addition principal payments of $132,006 have been made, leaving an outstanding balance of $521,748.

Annual Debt Service Requirements:

Annual debt service requirements to maturity for the Loans Payable are as follows:

	Business Activities-Loans and Notes Payable			
	Water and Sewer			
	State Clean Water Bond Loan		Federal Revolving Loans	
Year Ending June 30,	Principal	Interest	Principal	Interest
2015	$ 130,935	$ 13,395	$ 1,174,781	$ 164,902
2016	130,935	8,827	782,609	133,875
2017	127,857	4,385	782,609	114,750
2018	-	-	782,609	95,625
2019	-	-	782,609	76,500
2020-2024	-	-	2,413,048	114,750
2025-2029	-	-	163,046	-
2030	-	-	32,609	-
Total	$ 389,727	$ 26,607	$ 6,913,920	$ 700,402

On June 1, 2012, the City issued $15,440,000 in general obligation refunding bonds with interest rates from 2.00% to 5.00% with yields from 0.22% to 2.765%. The City issued the bonds to advance refund $6,300,000 of the outstanding Series 2003 Water and Sewer Bonds with interest rates ranging from 3.50% to 4.25% and $9,815,000 of the outstanding Series 2005 General Obligation Bonds with interest rates ranging from 4.125% to 5.00%. The City used the net proceeds along with other resources to purchase U.S. Government securities. The securities were deposited into an irrevocable trust to provide for all future debt service on the refunded portion of the 2003 and 2005 series bonds.

On June 1, 2012, the City issued $32,125,000 in combined enterprise system revenue refunding bonds with interest rates from 2.00% to 5.00% with yields from 0.28% to 3.43%. The City issued the bonds to advance refund $31,710,000 of the outstanding Series 2004 Combined Enterprise System Revenue Bonds with interest rates ranging from 3.50% to 5.00%. The City used the net proceeds along with other resources to purchase U.S. Government securities. The securities were deposited into an irrevocable trust to provide for all future debt service on the refunded portion of the 2004 series bonds.

On November 26, 2013, the City issued $14,475,000 in taxable general obligation refunding bonds with an interest rate of 1.72%. The City issued the bonds to advance refund $13,325,000 of the outstanding Series 2005 General Obligation Refunding Bonds with interest rates of 5.00%. The City used the net proceeds along with other resources to purchase U.S. Government securities. The securities were deposited into an irrevocable trust to provide for all future debt service on the refunded portion of the 2005 series bonds. The advance refunding reduced total debt service payments in the water and sewer fund and the general debt service fund over the next 6 years of $582,274. This resulted in an economic gain (difference between the present value of the debt service payments on the old and new debt) of $561,422.

On May 21, 2014, the City issued $10,100,000 in general obligation refunding bonds with interest rates from 2.50% to 5.00% with yields from 0.18% to 2.85%. The City issued the bonds to advance refund $10,255,000 of the outstanding Series 2006 General Obligation Public Improvement Bonds with interest rates ranging from 4.00% to 5.00%. The City used the net proceeds along with other resources to purchase U.S. Government securities. The securities were deposited into an irrevocable trust to provide for all future debt service on the refunded portion of the 2006 series bonds. The advance refunding reduced total debt service payments in the general debt service fund and the storm water fund over the next 13 years of $800,770. This resulted in an economic gain (difference between the present value of the debt service payments on the old and new debt) of $687,564.

As a result, that portion of the series 2003, series 2005 and series 2006 general obligation bonds, the series 2005 refunding bonds and the series 2004 revenue bonds are now considered defeased, and the City has removed the liabilities from its accounts. These bonds consisted of the following:

Original Issue Date	Description	Interest Rate	Outstanding June 30, 2014
May 1, 2003	Water and Sewer Bonds, Series 2003	3.50%-4.25%	$ -
October 1, 2005	General Obligation Public Improvement Bonds, Series 2005	4.125%-5.00%	9,815,000
November 1, 2004	Combined Enterprise System Revenue Bonds, Series 2004	3.50%-5.00%	31,710,000
October 1, 2005	General Obligation Refunding Bonds, Series 2005	5.00%	13,325,000
June 1, 2006	General Obligation Public Improvement Bonds, Series 2006	4.00%-5.00%	10,255,000

The General Government long-term debt will be liquidated with the use of funds from the General and Debt Service Funds. All Business-type activities long-term debt will be liquidated with the use of funds from their respective funds.

At June 30, 2014, the City of High Point had authorized bonds for refunding purposes of $11,985,000 and a legal debt margin of $651,589,601. There are limitations and restrictions contained in the various bond indentures.

Changes in Long-term Liabilities

	Beginning Balance	Additions & Adjustments	Reductions	Ending Balance	Amounts Due within One Year
Governmental Activities:					
Bonds and notes payable:					
General obligation bonds	$ 72,071,112	$ 20,632,909	$ 18,883,926	$ 73,820,095	$ 5,865,681
Installment purchase agreements	5,663,133	1,500,000	2,948,628	4,214,505	1,430,071
Total bonds and notes payable	77,734,245	22,132,909	21,832,554	78,034,600	7,295,752
Other liabilities:					
Compensated absences	4,498,903	3,080,046	3,212,993	4,365,956	3,304,426
Other post employment benefits	4,494,304	740,526	-	5,234,830	-
Pension liabilities	-	-	-	-	-
Total other liabilities:	8,993,207	3,820,572	3,212,993	9,600,786	3,304,426
Governmental activities long-term liabilities	$ 86,727,452	$ 25,953,481	$ 25,045,547	$ 87,635,386	$ 10,600,178
Business-type Activities:					
Bonds and notes payable					
Water and Sewer General Obligation Bonds	$ 31,674,058	$ 8,824,032	$ 12,298,580	$ 28,199,510	$ 4,236,794
Water and Sewer Revenue Bonds	123,350,000	37,640,000	3,605,000	157,385,000	3,740,000
Premium on Water and Sewer Revenue Bonds	1,067,609	3,670,750	149,242	4,589,117	-
Total Water and Sewer Revenue Bonds	124,417,609	41,310,750	3,754,242	161,974,117	3,740,000
Storm Water General Obligation Bonds	12,889,838	1,233,058	1,682,495	12,440,401	642,525
Notes and loans payable	8,609,362	-	1,305,715	7,303,647	1,305,716
Less discount on refunding	(290,386)	14,519	-	(275,867)	-
Total bonds and notes payable	177,300,481	51,382,359	19,041,032	209,641,808	9,925,035
Other liabilities					
Landfill closure and post-closure	14,468,000	217,020	-	14,685,020	-
Other post employment benefits	1,886,211	259,986	-	2,146,197	-
Compensated absences	1,260,959	716,200	789,286	1,187,873	771,706
Total other liabilities	17,615,170	1,193,206	789,286	18,019,090	771,706
Business-type activities long-term liabilities	$ 194,915,651	$ 52,575,565	$ 19,830,318	$ 227,660,898	$ 10,696,741

Compensated absences for governmental activities have typically been liquidated in the General Fund.

Note 3. Interfund Balances and Activity

A schedule of interfund transfers for the year ended June 30, 2014 is as follows:

	Transfers from						
Transfers to	General	Nonmajor Governmental	Water and Sewer	Electric	Nonmajor Enterprise	Internal Service	Total
General Fund	$ -	$ -	$ 50,000	$ 1,915,173	$ -	$ -	$ 1,965,173
General Capital Projects Fund	200,000	-	-	-	-	-	200,000
Non-major governmental funds	6,244,193	47,723	139,149	128,547	45,058	31,806	6,636,476
Non-major enterprise funds	701,314	1,002,807	-	-	-	-	1,704,121
Total	$ 7,145,507	$ 1,050,530	$ 189,149	$ 2,043,720	$ 45,058	$ 31,806	$ 10,505,770

Transfers are used to move revenues from the appropriate funds for the payment of debt service principal and interest, move restricted borrowings to establish mandatory reserve accounts, and to move unrestricted revenues to finance various programs that the government must account for in other funds in accordance with budgetary authorizations, including amounts provided as subsidies of matching funds for various grant programs.

The transfers from the Electric Fund to the General Fund represent the amounts designated for Economic Development and the International Home Furnishings Market as well as the payment in lieu of taxes.

The City also transferred $50,000 from the General Fund to the Law Enforcement Officers' Pension Trust Fund. In the budgetary financial statements, this is shown as a transfer; however, in the basic financial statements, this is not shown as a transfer but as an expenditure.

During the fiscal year the City transferred capital assets between funds. In the internal service fund financial statements, capital assets transferred in are shown as capital contributions. The loss on disposal and capital contributions are eliminated in the government-wide statement presentation.

During the fiscal year ended June 30, 2008, the landfill fund provided $1,500,000 to the general capital projects fund for the purchase of land and building for parks and recreation administration. This transfer was done in lieu of external financing options. The intent of the City Council and management is to repay the transfer semi-annually on a ten-year amortized schedule at an interest rate of 3.61% which represented the City's blended internal rate of return for short-term investments at that time. The interfund transaction is presented as a long-term interfund receivable for the enterprise fund and as a long-term interfund payable in the governmental fund statements.

Long-Term due to the Landfill Services Fund from General Capital Projects Fund	$ 664,858

Note 4. On-Behalf Payments for Fringe Benefits and Salaries

During the fiscal year ended June 30, 2014, the City has recognized on-behalf payments for pension contributions made by the state as a revenue and an expenditure of $61,530 for the 172 participating employed firefighters. The employees elected to be members of the Firefighter's and Rescue Workers' Pension Fund, a cost-sharing, multiple-employer public employee retirement system established and administered by the State of North Carolina. The Plan is funded by a $10 monthly contribution paid by each member, investment income, and a State appropriation. See Note 2.B.2.d.

Note 5. Joint Ventures

A. The North Carolina Municipal Power Agency Number 1 (Agency) is a joint venture organized and existing pursuant to Chapter 159B of the General Statutes of North Carolina to enable municipalities owning electric

distributions systems, through the organization of the Agency, to finance, construct, own, operate and maintain electric generation and transmission facilities. The Agency has nineteen members (participants), which receive power from the Agency. The Agency has entered into a Project Power Sales Agreement and a Supplemental Power Sales Agreement with each participant. These agreements provide for each participant to purchase from the Agency its all-requirements bulk power supply, in excess of power allotments from the Southeastern Power Administration (SEPA), which includes its total share of project output (as defined by the Project Power Sales Agreement). The Agency is obligated to provide all electric power required by each participant at the respective delivery points. Each participant is obligated to pay its share of the operating and debt service costs of the project.

The City began purchase of power from the Agency under the power sales agreement dated July 1, 1983.

Each municipality may appoint one commissioner to serve on the Agency's board. The board elects its own officers and is responsible for the selection of management to run the daily operations of the Agency. The Agency is responsible for budgeting and receiving its financing.

Summary financial information for the Agency for the year ended December 31, 2013 is presented below (in thousands of dollars):

	Total
Current and other assets	$ 1,010,009
Capital assets	1,162,326
Deferred outflows of resources	108,367
Total assets and deferred outflows of resources	2,280,702
Current liabilities	192,420
Long term debt & other non-current liabilities	1,726,625
Deferred inflows of resources	310,381
Total liabilities and deferred outflows of resources	2,229,426
Total net position	$ 51,276
Total revenues	$ 497,040
Total expenses	514,316
Net decrease in net position	$ (17,276)

As of December 31, 2013, the Agency had outstanding $1,433,090,000 of bonds.

The following is a summary of debt service requirements for bonds outstanding at December 31, 2013 (in thousands of dollars):

Year	Principal	Interest	Total
2014	$ 233,230	$ 64,279	$ 297,509
2015	128,150	58,273	186,423
2016	138,235	52,352	190,587
2017	147,475	45,274	192,749
2018-2022	444,560	130,776	575,336
2023-2027	171,890	69,512	241,402
2028-2032	169,550	22,718	192,268
	$ 1,433,090	$ 443,184	$ 1,876,274

The City has made no investment in this joint venture. The City's only financial involvement with the agency relates to the power sales agreement for power purchases. The City’s purchases of power for the fiscal year

ended June 30, 2014 totaled $100,834,175. Complete financial statements for the Power Agency can be obtained from the Agency's administrative offices at P.O. Box 29513, Raleigh, NC 27626-0513.

B. The Piedmont Triad Regional Water Authority is a consortium formed by the City, the City of Archdale, the City of Greensboro, the Town of Jamestown, the City of Randleman, and Randolph County for the purpose of construction of the Randleman Dam and to provide a regional water resource. Each participating government appoints members to the board: Greensboro (3), High Point (2), Randolph County (2), Jamestown (2), and Randleman (1) for a total of 10 members. The dam is a joint venture for the purchase of land, construction of a dam, and a wastewater bypass. The Randleman Dam was completed in January 2003 and the impoundment of water is complete. The Authority completed the construction for a water treatment plant and a raw water pump station, transmission lines, and a finished water pump station during FY 2010-2011. The Piedmont Triad Regional Water Authority is operating and maintaining these facilities under an interlocal agreement among the members. The City's allocable portion of capacity and distributable water is 19% or approximately 9 MGD at full operational limits. The City's financial involvement includes membership dues for the allocated administrative costs of the authority and the water purchases under a water sales agreement. The City paid $304,703 for member dues and $795,890 for water purchases during the fiscal year ended June 30, 2014. Complete financial statements for the Piedmont Triad Regional Water Authority may be obtained from Piedmont Triad Regional Water Authority, P.O. Box 1326, Randleman, NC 27317.

C. The governing boards of the cities of Winston-Salem, Burlington, Greensboro, and High Point established the Piedmont Authority of Regional Transportation under the Regional Public Transportation Authority Act, North Carolina General Statutes Chapter 160A, Article 27. The purpose of the Authority is to promote the development of sound transportation systems that provide transportation choices for citizens in its territorial jurisdiction. The participating governments do not have an equity interest in the joint venture. The City of High Point does not have financial responsibility for the Authority and is not responsible for its debts. Audited financial statements for the Piedmont Authority of Regional Transportation are available through the City of Winston-Salem, Finance Department, P.O. Box 2511, Winston-Salem, North Carolina 27102.

D. The City and the members of the City's fire department each appoint two members to the five-member local board of trustees for the Firefighters' Relief Fund. The State Insurance Commissioner appoints one additional member to the local board of trustees. The Firefighters' Relief Fund is funded by a portion of the fire and lightning insurance premiums that insurers remit to the State. The State passes these moneys to the local board of the Firefighters' Relief Fund. The funds are used to assist fire fighters in various ways. The City obtains an ongoing financial benefit from the Fund for the on-behalf of payments for salaries and fringe benefits made to members of the City's fire department by the board of trustees. During the fiscal year ended June 30, 2014, the City had no revenues to report nor expenditures for payments made through the Firefighters' Relief Fund. The participating governments do not have any equity interest in the joint venture, so no equity has been reflected in the financial statements at June 30, 2014. The Firefighters' Relief Fund does not issue separate audited financial statements. Instead, the local board of trustees files an annual financial report with the State Firemen's Association. This report can be obtained from the Association at 323 West Jones Street, Suite 401, Raleigh, North Carolina 27603.

Note 6. Jointly Governed Organizations

A. The City in conjunction with 6 counties and 25 other municipalities established the Piedmont Triad Regional Council (Council). The participating governments established the Council to coordinate various funding received from federal and State agencies. Each participating government appoints one member to the Council's governing board. The City paid membership fees of $22,154 to the Council during the fiscal year ended June 30, 2014.

B. The City has an agreement with the Piedmont Triad Airport Authority in which it appoints one member to the board. The City has no financial obligation or investment in the operation of the Airport Authority. Complete financial statements for the Piedmont Triad Airport Authority may be obtained through the Airport Authority, 1000A Ted Johnson Parkway, Greensboro, NC 27409.

C. The City created a High Point Convention and Visitors Bureau (the Bureau) to promote tourism and to solicit and encourage convention business in High Point. The City appoints one of the eleven voting members of the Bureau. Revenues from the county-wide occupancy tax pass through the City to the Bureau. The City paid $1,464,141 to the Bureau during the fiscal year ended June 30, 2014. The City has no other financial obligation or investment in the operation of the Bureau.

Note 7. Related Organization

The eight-member board of the City of High Point Housing Authority includes seven members appointed by the Mayor of the City of High Point and one Council member liaison. The City is accountable for the Housing Authority because it appoints the governing board; however, the City is not financially accountable for the Housing Authority. The City of High Point is also disclosed as a related organization in the notes to the financial statements for the City of High Point Housing Authority. Complete financial statements for the Housing Authority can be obtained from the Authority's offices at 500 East Russell Avenue, High Point, NC 27260.

Note 8. Summary Disclosure of Significant Contingencies

A. Federal and State-Assisted Programs

The City has received proceeds from several federal and state grants, principal of which are the Community Development Block Grant and Federal Transit Administration programs. Periodic audits of these grants are required and certain costs may be questioned as not being appropriate expenditures under the grant agreements. Such audits could result in the refund of grant monies to the grantor agencies. Management believes that any required refunds will be immaterial. No provision has been made in the accompanying financial statements for the refund of grant monies.

B. Company Incentive Program

The City has a specific reimbursement commitment with a company that will provide reimbursements to the company for documented construction costs if the company meets certain documented benchmarks for jobs creation and capital investment by December 31, 2015. As of June 30, 2014, the company had received $700,000 under the incentive program. The maximum amount of reimbursements available to the company over the term of the program is $2,575,000, leaving a remaining potential balance of $1,875,000.

The City has a specific reimbursement commitment with a second company that will provide reimbursements to the company for documented construction costs if the company meets certain documented benchmarks for jobs creation and capital investment by December 31, 2017. As of June 30, 2014, the company had received $608,000 under this incentive program. The maximum amount of reimbursements available to the company over the term of the program is $2,400,000, leaving a remaining potential balance of $1,792,000.

Note 9. Comparative Data and Reclassifications

Comparative data for the prior year has been presented in certain sections of the accompanying financial statements in order to provide an understanding of changes in the City's financial position and operations. In addition, certain amounts presented in the prior year data may have been reclassified in order to be consistent with the current year's presentation.

Note 10. New GASB Pronouncements

The GASB has issued several pronouncements prior to June 30, 2014, that have effective dates which may impact future financial presentations. Management is evaluating what, if any, impact implementation of the following statements may have on the financial statements of the City.

- GASB Statement No. 68: *Accounting and Financial Reporting for Pensions-an amendment of GASB Statement No. 27*. This Statement is effective for periods beginning after June 15, 2014 (the City's 2014-2015 fiscal year).

- GASB Statement No. 69: *Government Combinations and Disposals of Government Operations.* This Statement is effective for periods beginning after December 15, 2013 (the City's 2014-2015 fiscal year).
- GASB Statement No. 71: *Pension Transition for Contributions Made Subsequent to the Measurement Date-an amendment of GASB Statement No. 68*. This Statement is effective for periods beginning after June 15, 2014 (the City's 2014-2015 fiscal year).

Required
Supplemental Information

This section contains additional information required by accounting principles generally accepted in the United States of America.

- Schedule of Funding Progress for the Law Enforcement Officers' Special Separation Allowance.

- Schedule of Employer Contributions for the Law Enforcement Officers' Special Separation Allowance.

- Notes to the Required Schedules for the Law Enforcement Officers' Special Separation Allowance.

- Schedule of Funding Progress for the Healthcare Benefits Plan.

- Schedule of Employer Contributions for the Healthcare Benefits Plan.

- Notes to the Required Schedules for the Healthcare Benefits Plan.

CITY OF HIGH POINT, NORTH CAROLINA

Law Enforcement Officers' Special Separation Allowance
Required Supplementary Information
Schedule of Funding Progress

Actuarial Valuation Date	Actuarial Value of Assets	Actuarial Accrued Liability (AAL)- Projected Unit Credit	Unfunded AAL (UAAL) Obligation	Funded Ratio	Covered Payroll	UAAL as a Percentage of Covered Payroll
12/31/2008	$ 126,640	$ 6,326,711	$ 6,200,071	2.00%	$ 11,592,684	53.48%
12/31/2009	179,967	7,650,126	7,470,159	2.35%	12,054,298	61.97%
12/31/2010	231,913	7,007,549	6,775,636	3.31%	12,219,352	55.45%
12/31/2011	284,204	7,113,478	6,829,274	4.00%	11,800,801	57.87%
12/31/2012	335,651	7,318,203	6,982,552	4.59%	12,243,693	57.03%
12/31/2013	385,583	7,529,858	7,144,275	5.12%	12,611,511	56.65%

CITY OF HIGH POINT, NORTH CAROLINA

Law Enforcement Officers' Special Separation Allowance
Required Supplementary Information
Schedule of Employer Contributions

Year Ended	Annual Required Contribution	Percentage Contributed
2009	$ 544,003	129.1%
2010	593,421	119.1%
2011	707,840	103.0%
2012	671,100	112.6%
2013	683,697	110.0%
2014	730,596	102.7%

NOTES TO THE REQUIRED SCHEDULES:

The information presented in the required supplementary schedules was determined as part of the actuarial valuations at the dates indicated. Additional information as of the latest actuarial valuation follows.

Valuation date	12/31/2013
Actuarial cost method	Projected unit credit
Amortization method	Level percent of pay closed
Remaining amortization period	17 Years
Asset valuation method	Market Value
Actuarial assumptions:	
Investment rate of return	5.00%
Projected salary increases	4.25 - 7.85%
Includes inflation at	3.00%
Cost-of-living adjustments	None

CITY OF HIGH POINT, NORTH CAROLINA

Healthcare Benefits Plan
Required Supplementary Information
Schedule of Funding Progress

Actuarial Valuation Date	Actuarial Value of Assets	Actuarial Accrued Liability (AAL)- Projected Unit Credit	Unfunded AAL (UAAL) Obligation	Funded Ratio	Covered Payroll	UAAL as a Percentage of Covered Payroll
12/31/2006	$ -	$ 11,171,206	$ 11,171,206	0.00%	$ 59,414,265	18.80%
12/31/2008	-	15,830,416	15,830,416	0.00%	64,419,181	24.57%
12/31/2010	-	11,909,711	11,909,711	0.00%	64,204,395	18.55%
12/31/2012	-	10,681,634	10,681,634	0.00%	64,274,900	16.62%

CITY OF HIGH POINT, NORTH CAROLINA

Healthcare Benefits Plan
Required Supplementary Information
Schedule of Employer Contributions

Year Ended	Annual Required Contribution	Percentage Contributed
2009	$ 1,033,786	14.07%
2010	1,608,698	6.99%
2011	1,608,698	6.99%
2012	1,111,107	17.06%
2013	1,144,440	46.97%
2014	1,144,440	12.90%

NOTES TO THE REQUIRED SCHEDULES:

The information presented in the required supplementary schedules was determined as part of the actuarial valuations at the dates indicated. Additional information as of the latest actuarial valuation follows.

Valuation date	12/31/2012
Actuarial cost method	Projected unit credit
Amortization method	Level percent of pay open
Remaining amortization period	30 Years
Asset valuation method	Market Value of Assets
Actuarial assumptions:	
Investment rate of return	4.00%
Medical cost trend rate	8.50% - 5.00%
Year of ultimate trend rate	2018
Includes inflation at	3.00%

HIGH POINT

NORTH CAROLINA'S INTERNATIONAL CITY™

General Fund

The General Fund accounts for all financial resources except those required to be accounted for in another fund. The general operations of the City, such as administration, police, fire, public services, parks and recreation, library, etc. are found in the General Fund. The primary sources of the revenues are property tax collections, licenses and permits, intergovernmental revenues, charges for services and interest on investments.

CITY OF HIGH POINT, NORTH CAROLINA

General Fund
Schedule of Revenue and Expenditures - Budget and Actual
For the Fiscal Year Ended June 30, 2014

	BUDGET	ACTUAL	VARIANCE POSITIVE (NEGATIVE)	PRIOR YEAR ACTUAL
Revenues:				
Taxes				
Property taxes	$ 56,804,720	$ 58,203,169	$ 1,398,449	$ 56,467,946
Tax interest	279,000	375,162	96,162	294,243
Total taxes	57,083,720	58,578,331	1,494,611	56,762,189
Sales and use taxes				
Sales tax	15,655,000	15,554,105	(100,895)	15,185,120
Room occupancy tax	1,610,000	1,789,194	179,194	1,668,922
Rental vehicle tax	120,000	133,659	13,659	128,367
Total sales and use taxes	17,385,000	17,476,958	91,958	16,982,409
Intergovernmental revenues				
Utility franchise tax	4,898,500	5,220,728	322,228	5,073,843
Powell bill	2,857,838	2,912,889	55,051	2,857,838
Video programming	1,100,000	974,001	(125,999)	1,014,489
Guilford County	1,249,240	1,305,708	56,468	1,341,603
Hold harmless tax reimbursement	-	255,026	255,026	565,106
ABC Board revenues	815,000	1,261,779	446,779	1,133,704
DOT signal and sign reimbursement	340,000	411,532	71,532	461,397
Housing authority	234,000	284,453	50,453	229,177
Highway maintenance	220,000	209,186	(10,814)	209,414
Beer and wine tax	485,000	465,452	(19,548)	425,945
Emergency assistance	-	609,145	609,145	-
Other intergovernmental revenues	162,173	316,800	154,627	226,449
Total intergovernmental revenues	12,361,751	14,226,699	1,864,948	13,538,965
Licenses and permits				
Privilege licenses	2,395,000	2,420,998	25,998	2,459,826
Fines and forfeitures	58,000	54,941	(3,059)	56,217
Inspection and development fees and permits	914,000	1,251,943	337,943	976,227
Other licenses and fees	300	180	(120)	139
Total licenses and permits	3,367,300	3,728,062	360,762	3,492,409
Charges for services				
Self-sustaining recreation programs	2,651,915	2,147,818	(504,097)	2,171,869
Recycling and environmental services charges	3,325,400	3,028,275	(297,125)	618,772
Sales and rentals	1,480,263	1,311,672	(168,591)	1,400,688
Other charges and services	399,500	290,253	(109,247)	445,204
Total charges for services	7,857,078	6,778,018	(1,079,060)	4,636,533
Interest income and miscellaneous revenues				
Interest income	210,000	253,779	43,779	62,215
Miscellaneous	342,340	554,347	212,007	932,327
Sale of capital assets	-	2,863	2,863	16,941
Administrative reimbursements	6,819,261	6,819,261	-	6,052,720
Total interest income and miscellaneous revenues	7,371,601	7,630,250	258,649	7,064,203
Total revenues	105,426,450	108,418,318	2,991,868	102,476,708

(Continued)

CITY OF HIGH POINT, NORTH CAROLINA

(Continued)

General Fund
Schedule of Revenue and Expenditures - Budget and Actual
For the Fiscal Year Ended June 30, 2014

	BUDGET	ACTUAL	VARIANCE POSITIVE (NEGATIVE)	PRIOR YEAR ACTUAL
Expenditures:				
General government				
Governing body	$ 424,882	$ 339,192	$ 85,690	$ 430,366
Administration and general	4,222,529	3,139,773	1,082,756	3,281,327
Human resources	1,855,654	1,762,749	92,905	1,693,618
Financial services	1,915,520	1,746,979	168,541	1,625,845
Engineering services	1,569,389	1,404,050	165,339	1,469,837
Communications	2,181,398	2,244,595	(63,197)	2,229,183
Systems project administration	503,948	432,051	71,897	306,030
Information services	4,554,370	4,141,817	412,553	4,055,175
Public services administration	390,347	421,075	(30,728)	364,287
Contingency	381,500	-	381,500	-
Total general government	17,999,537	15,632,281	2,367,256	15,455,668
Public safety				
Police	23,414,348	23,524,626	(110,278)	23,311,771
Fire	19,780,741	19,535,591	245,150	19,989,259
Total public safety	43,195,089	43,060,217	134,872	43,301,030
Transportation				
Administration	1,119,014	718,066	400,948	920,183
Signs and signals	3,891,179	3,910,359	(19,180)	3,719,814
Streets maintenance	6,785,690	5,149,427	1,636,263	5,176,793
Total transportation	11,795,883	9,777,852	2,018,031	9,816,790
Environmental services				
Environmental services	6,446,369	6,561,184	(114,815)	6,330,645
Cemeteries	238,656	208,212	30,444	231,466
Total environmental service	6,685,025	6,769,396	(84,371)	6,562,111
Total public service	18,480,908	16,547,248	1,933,660	16,378,901
Community and economic development				
Planning	1,216,398	1,012,231	204,167	998,416
Housing	68,963	68,961	2	67,625
Building inspections	2,134,842	1,982,523	152,319	2,038,596
Furniture market authority	2,900,000	2,953,296	(53,296)	2,914,515
Core city development	417,520	354,150	63,370	520,902
Economic development	1,386,366	1,167,552	218,814	1,187,686
Total community and economic development	8,124,089	7,538,713	585,376	7,727,740
Cultural and recreation and special appropriations				
Parks and recreation	11,378,146	10,619,752	758,394	10,218,752
Library	4,537,442	4,244,634	292,808	4,123,711
Museum	681,197	629,183	52,014	631,697
Theatre	1,224,842	1,033,370	191,472	1,202,650
Special appropriations - agencies	1,653,563	1,636,824	16,739	1,567,671
Total cultural and recreation and spec approp.	19,475,190	18,163,763	1,311,427	17,744,481
Total expenditures	107,274,813	100,942,222	6,332,591	100,607,820
Excess (deficiency) of revenues over (under) expenditures	(1,848,363)	7,476,096	9,324,459	1,868,888

(Continued)

CITY OF HIGH POINT, NORTH CAROLINA

(Concluded)

General Fund
Schedule of Revenue and Expenditures - Budget and Actual
For the Fiscal Year Ended June 30, 2014

	BUDGET	ACTUAL	VARIANCE POSITIVE (NEGATIVE)	PRIOR YEAR ACTUAL
Other financing sources (uses):				
Transfers from (to) other funds:				
General Debt Service Fund	$ (6,053,420)	$ (6,053,420)	$ -	$ (5,903,420)
Special Grants Fund	(218,733)	(70,773)	147,960	(54,308)
Community Development Fund	(120,000)	(120,000)	-	(120,000)
General Capital Projects Fund	(285,000)	(200,000)	85,000	(162,500)
Central Services Fund	150,000	-	(150,000)	-
Water/Sewer Fund	50,000	50,000	-	50,000
Electric Fund	1,110,000	1,110,000	-	1,110,000
Mass Transit Fund	(514,152)	(514,152)	-	(477,353)
Mass Transit Capital Projects Ordinance Fund	(75,000)	(75,000)	-	-
Parking Facilities Fund	(112,162)	(112,162)	-	(112,162)
LEO Pension Trust Fund	(50,000)	(50,000)	-	(50,000)
Transfers in related to payment in lieu of taxes	805,173	805,173	-	811,435
Fund balance appropriated	7,161,657	-	(7,161,657)	-
Total other financing sources (uses)	1,848,363	(5,230,334)	(7,078,697)	(4,908,308)
Excess (deficiency) of revenues and other financing sources over (under) expenditures and other financing uses	$ -	2,245,762	$ 2,245,762	(3,039,420)
Fund balance, beginning of year		27,948,613		30,988,033
Fund balance, end of year		$ 30,194,375		$ 27,948,613

CITY OF HIGH POINT, NORTH CAROLINA

Capital Projects Fund

General Capital Projects Fund

To account and provide for inception to date budgeting and accounting for the acquisition and/or construction of major capital improvements acquired through annual transfers from governmental funds and through bond referenda and other public debt issuances.

HIGH POINT

NORTH CAROLINA'S INTERNATIONAL CITY™

CITY OF HIGH POINT, NORTH CAROLINA

General Capital Projects Fund
Schedule of Revenues and Expenditures
Compared With Project Authorizations (Non - GAAP)
From Project Inception and for the Fiscal Year Ended June 30, 2014

	PROJECT AUTHORIZATION	PRIOR YEAR	ACTUAL CURRENT YEAR	TOTAL TO DATE
Revenues:				
Restricted intergovernmental	$ 1,096,000	$ 313,126	$ 179,299	$ 492,425
Administrative reimbursements	180,000	-	180,000	180,000
Total revenues	1,276,000	313,126	359,299	672,425
Expenditures:				
General government	213,938	176,937	-	176,937
Public safety	2,074,000	-	1,065,680	1,065,680
Public services-transportation	34,494,482	14,181,961	4,303,308	18,485,269
Public services-environmental services	213,599	-	213,523	213,523
Cultural and recreation	7,345,316	4,382,642	395,584	4,778,226
Interest expense	180,000	-	28,088	28,088
Total expenditures	44,521,335	18,741,540	6,006,183	24,747,723
Other financing sources (uses):				
General obligation bonds	40,224,282	34,109,282	6,115,000	40,224,282
Proceeds from issuance of installment purchases	2,037,599	-	1,500,000	1,500,000
Transfer from General Fund	983,454	783,454	200,000	983,454
Total other financing sources (uses)	43,245,335	34,892,736	7,815,000	42,707,736
Excess of revenues and financing sources over (under) expenditures	$ -	$ 16,464,322	2,168,116	$ 18,632,438
Fund Balance, beginning of year			16,464,322	
Fund Balance, end of year			$ 18,632,438	

HIGH POINT

NORTH CAROLINA'S INTERNATIONAL CITY™

CITY OF HIGH POINT, NORTH CAROLINA

Combining Statements – All Non-Major Governmental Funds

Combining Balance Sheet. Displays the current financial position of all nonmajor governmental funds of the City.

Combining Statement of Revenues, Expenditures, and Changes in Fund Balances. Displays the results of operations for all nonmajor governmental funds of the City.

HIGH POINT

NORTH CAROLINA'S INTERNATIONAL CITY™

CITY OF HIGH POINT, NORTH CAROLINA

Combining Balance Sheet
Nonmajor Governmental Funds
June 30, 2014

	SPECIAL REVENUE	GENERAL DEBT SERVICE	TOTAL NONMAJOR GOVERNMENTAL FUNDS
ASSETS			
Cash and investments	$ -	$ 17,837,607	$ 17,837,607
Receivables:			
Accounts and grants	1,377,117	27	1,377,144
Notes and loans	4,649,247	-	4,649,247
Accrued interest	-	17,931	17,931
Restricted Assets:			
Cash and investments	865,220	-	865,220
TOTAL ASSETS	$ 6,891,584	$ 17,855,565	$ 24,747,149
LIABILITIES			
Accounts payable and accrued expenses	$ 154,096	$ 14,625	$ 168,721
Due to other funds	562,878	-	562,878
Liabilities payable from restricted assets:			
Accounts payable and accrued expenses	49,715	-	49,715
TOTAL LIABILITIES	766,689	14,625	781,314
DEFERRED INFLOWS OF RESOURCES			
Unavailable grants receivables	896,695	-	896,695
Unearned notes and loans receivables	4,649,247	-	4,649,247
Unearned grants	83,090	-	83,090
TOTAL DEFERRED INFLOWS OF RESOURCES	5,629,032	-	5,629,032
Fund balances:			
Restricted:			
Stabilization by state statute	801,986	17,959	819,945
Grant programs	550,211	-	550,211
Debt service	-	17,822,981	17,822,981
Unassigned	(856,334)	-	(856,334)
TOTAL FUND BALANCES	495,863	17,840,940	18,336,803
TOTAL LIABILITIES, DEFERRED INFLOWS OF RESOURCES, AND FUND BALANCES	$ 6,891,584	$ 17,855,565	$ 24,747,149

CITY OF HIGH POINT, NORTH CAROLINA

Combining Statement of Revenues, Expenditures and Changes in Fund Balances
Nonmajor Governmental Funds
For the Fiscal Year Ended June 30, 2014

	SPECIAL REVENUE	GENERAL DEBT SERVICE	TOTAL NONMAJOR GOVERNMENTAL FUNDS
Revenues:			
Property taxes	$ -	$ 3,028,774	$ 3,028,774
Restricted intergovernmental	4,259,886	-	4,259,886
Unrestricted intergovernmental	-	270,697	270,697
Interest on investments	2,152	73,145	75,297
Miscellaneous	500,386	248,625	749,011
Total revenues	4,762,424	3,621,241	8,383,665
Expenditures:			
Public safety	1,827,919	-	1,827,919
Public services	1,422,091	-	1,422,091
Community and economic development	2,638,641	-	2,638,641
Cultural and recreation	94,569	-	94,569
Debt service:			
Principal retirement	-	6,159,225	6,159,225
Interest and fiscal charges	-	3,443,065	3,443,065
Total expenditures	5,983,220	9,602,290	15,585,510
Excess (deficiency) of revenues over (under) expenditures	(1,220,796)	(5,981,049)	(7,201,845)
Other financing sources (uses):			
General obligation bonds refunded	-	14,517,909	14,517,909
Payment to trustee for refunded bonds	-	(15,312,845)	(15,312,845)
Gain (loss) on debt extinguishment	-	(92,192)	(92,192)
Bond issuance premium	-	1,224,202	1,224,202
Transfers in	190,773	6,445,703	6,636,476
Transfers out	(47,723)	(1,002,807)	(1,050,530)
Total other financing sources (uses)	143,050	5,779,970	5,923,020
Net change in fund balances	(1,077,746)	(201,079)	(1,278,825)
Fund balances, beginning of year	1,573,609	18,042,019	19,615,628
Fund balances, end of year	$ 495,863	$ 17,840,940	$ 18,336,803

Special Revenue Funds

Special Revenue Funds account for the proceeds of special revenue sources that are legally restricted to expenditure for specified purposes. The City utilizes two special revenue funds.

Special Grants Fund

The Special Grants Fund accounts for the receipt and disbursement of all grants, including Federal, State and local grants or entitlements but excluding the Community Development Block Grant and other federal grants through US Department of Housing and Urban Development.

Community Development Fund

The Community Development Fund accounts for the revenues and expenditures associated with activities of various programs funded by the US Department of Housing and Urban Development, including Community Development Block Grant.

HIGH POINT

NORTH CAROLINA'S INTERNATIONAL CITY™

CITY OF HIGH POINT, NORTH CAROLINA

Combining Balance Sheet
All Special Revenue Funds
June 30, 2014

	SPECIAL GRANTS	COMMUNITY DEVELOPMENT	TOTAL
Assets:			
Restricted cash	$ 865,220	$ -	$ 865,220
Receivables:			
Accounts and grants	227,691	1,149,426	1,377,117
Notes and loans	-	4,649,247	4,649,247
Total Assets	$ 1,092,911	$ 5,798,673	$ 6,891,584
Liabilities:			
Accounts payable and accrued expenses	$ -	$ 154,096	$ 154,096
Interfund payable	-	562,878	562,878
Liabilities payable from restricted assets:			
Accounts payable and accrued expenses	49,715	-	49,715
Total Liabilities	49,715	716,974	766,689
Deferred inflows of resources:			
Unavailable grants receivables	52,295	844,400	896,695
Unearned notes and loans receivables	-	4,649,247	4,649,247
Unearned grants	57,258	25,832	83,090
Total Deferred Inflows of Resources	109,553	5,519,479	5,629,032
Fund balances (deficits):			
Restricted:			
Stabilization by state statute	383,432	418,554	801,986
Grant programs	550,211	-	550,211
Unassigned	-	(856,334)	(856,334)
Total Fund Balances	933,643	(437,780)	495,863
Total Liabilities, Deferred Inflows of Resources, and Fund Balances	$ 1,092,911	$ 5,798,673	$ 6,891,584

CITY OF HIGH POINT, NORTH CAROLINA

Combining Statement of Revenues, Expenditures and Changes in Fund Balances
All Special Revenue Funds
For the Fiscal Year Ended June 30, 2014

	SPECIAL GRANTS	COMMUNITY DEVELOPMENT	TOTAL
Revenues:			
Restricted intergovernmental	$ 2,816,574	$ 1,443,312	$ 4,259,886
Interest on investments	2,042	110	2,152
Miscellaneous	63,742	436,644	500,386
Total revenues	2,882,358	1,880,066	4,762,424
Expenditures:			
Public safety	1,827,919	-	1,827,919
Public services	1,422,091	-	1,422,091
Planning and community development	129,344	2,509,297	2,638,641
Cultural and recreation	94,569	-	94,569
Total expenditures	3,473,923	2,509,297	5,983,220
Excess (deficiency) of revenues over (under) expenditures	(591,565)	(629,231)	(1,220,796)
Other financing sources (uses):			
Transfers in	70,773	120,000	190,773
Transfers out	(47,723)	-	(47,723)
Total other financing sources (uses)	23,050	120,000	143,050
Net change in fund balances	(568,515)	(509,231)	(1,077,746)
Fund balances, beginning of year	1,502,158	71,451	1,573,609
Fund balances (deficits), end of year	$ 933,643	$ (437,780)	$ 495,863

CITY OF HIGH POINT, NORTH CAROLINA

Special Grants Fund
Schedule of Revenues, Expenditures and Changes in Fund Balances - Budget and Actual
For the Fiscal Year Ended June 30, 2014

	BUDGET	ACTUAL	VARIANCE POSITIVE (NEGATIVE)	PRIOR YEAR ACTUAL
Revenues:				
Restricted intergovernmental:				
Federal grants	$ 2,050,788	$ 953,721	$ (1,097,067)	$ 1,637,724
State grants	1,639,879	1,403,236	(236,643)	1,347,693
State 911	437,475	437,475	-	462,211
Contributions from other agencies	61,416	22,142	(39,274)	29,573
Interest on investments	1,584	1,585	1	3,905
Interest on investments - State 911	457	457	-	2,963
Miscellaneous	221,750	63,742	(158,008)	46,000
Total revenues	4,413,349	2,882,358	(1,530,991)	3,530,069
Expenditures:				
General government	-	-	-	79,527
Public safety - State 911	581,118	461,012	120,106	979,367
Public safety	3,095,905	1,366,907	1,728,998	980,248
Public services	1,850,336	1,422,091	428,245	1,519,706
Planning and community development	439,635	129,344	310,291	139,319
Cultural and recreation	144,630	94,569	50,061	91,601
Total expenditures	6,111,624	3,473,923	2,637,701	3,789,768
Excess (deficiency) of revenues over (under) expenditures	(1,698,275)	(591,565)	1,106,710	(259,699)
Other financing sources (uses):				
Transfer from General Fund	218,733	70,773	(147,960)	54,308
Transfer to General Debt Service Fund - State 911	(47,723)	(47,723)	-	(47,723)
Appropriated fund balance	1,527,265	-	(1,527,265)	-
Total other financing sources (uses)	1,698,275	23,050	(1,675,225)	6,585
Net change in fund balance	$ -	(568,515)	$ (568,515)	(253,114)
Fund balance, beginning of year		1,502,158		1,755,272
Fund balance, end of year		$ 933,643		$ 1,502,158

Note: The City transferred $47,723 of eligible 911 funds to the General Debt Service Fund for debt service payment 10 of 10 for the upgrade to the console system that houses the 911 equipment.

CITY OF HIGH POINT, NORTH CAROLINA

Community Development Fund
Schedule of Revenues, Expenditures and Changes in Fund Balances - Budget and Actual
For the Fiscal Year Ended June 30, 2014

	BUDGET	ACTUAL	VARIANCE POSITIVE (NEGATIVE)	PRIOR YEAR ACTUAL
Revenues:				
Restricted intergovernmental:				
Federal grants	$ 3,906,073	$ 1,383,750	$ (2,522,323)	$ 2,258,762
Federal loan proceeds	1,350,000	-	(1,350,000)	-
State grants	65,000	6,668	(58,332)	-
Local - from other agencies	70,000	52,894	(17,106)	-
Interest on investments	110	110	-	-
Miscellaneous	1,215,147	436,644	(778,503)	314,082
Total revenues	6,606,330	1,880,066	(4,726,264)	2,572,844
Expenditures:				
Community development block grant	1,180,765	978,577	202,188	918,872
Home program	1,428,913	532,790	896,123	1,087,859
Lead based paint	1,811,567	192,176	1,619,391	756,838
Shelter care	150,501	63,560	86,941	76,605
Neighborhood stabilization program	810,147	70,416	739,731	10,172
NCHFA construction training program	130,110	71,778	58,332	-
Section 108 loan guarantee program	1,350,000	600,000	750,000	-
Total planning and community development expenditures	6,862,003	2,509,297	4,352,706	2,850,346
Excess (deficiency) of revenues over (under) expenditures	(255,673)	(629,231)	(373,558)	(277,502)
Other financing sources (uses):				
Transfer from General Fund	120,000	120,000	-	120,000
Appropriated fund balance	135,673	-	(135,673)	-
Total other financing sources (uses)	255,673	120,000	(135,673)	120,000
Net change in fund balance	$ -	(509,231)	$ (509,231)	(157,502)
Fund balance, beginning of year		71,451		228,953
Fund balance (deficit), end of year		$ (437,780)		$ 71,451

CITY OF HIGH POINT, NORTH CAROLINA

Debt Service Fund

The Debt Service Fund accounts for the accumulation of resources for and the payment of governmental long-term principal and interest.

CITY OF HIGH POINT, NORTH CAROLINA

General Debt Service Fund
Schedule of Revenues, Expenditures and Changes in Fund Balances
Budget and Actual
For the Fiscal Year Ended June 30, 2014

	BUDGET	ACTUAL	VARIANCE POSITIVE (NEGATIVE)	PRIOR YEAR ACTUAL
Revenues:				
Property taxes	$ 3,103,343	$ 3,028,774	$ (74,569)	$ 3,048,906
Interest on investments	131,250	73,145	(58,105)	17,908
Unrestricted intergovernmental	265,446	270,697	5,251	279,010
Miscellaneous	264,185	248,625	(15,560)	258,205
Total Revenues	3,764,224	3,621,241	(142,983)	3,604,029
Expenditures:				
Debt service:				
Principal	6,258,626	6,119,838	138,788	5,798,242
Principal (public safety - State 911)	39,387	39,387	-	39,387
Interest	3,528,119	3,124,447	403,672	3,326,438
Interest (public safety - State 911)	8,336	8,336	-	8,336
Fiscal charges	401,967	310,282	91,685	10,400
Total Expenditures	10,236,435	9,602,290	634,145	9,182,803
Excess (deficiency) of revenues over (under) expenditures	(6,472,211)	(5,981,049)	491,162	(5,578,774)
Other financing sources (uses):				
General obligation bonds refunded	16,907,833	14,517,909	(2,389,924)	-
Payment to trustee for refunded bonds	(16,665,866)	(15,312,845)	1,353,021	-
Gain (loss) on debt extinguishment	-	(92,192)	(92,192)	-
Bond issuance premium	-	1,224,202	1,224,202	-
Transfer from General Fund	6,053,420	6,053,420	-	5,903,420
Transfer from Special Grants Fund (State 911)	47,723	47,723	-	47,723
Transfer from Central Services Fund	31,805	31,806	1	31,806
Transfer from Water and Sewer Fund	139,150	139,149	(1)	139,149
Transfer from Electric Fund	128,547	128,547	-	128,547
Transfer from Mass Transit Fund	1,325	1,325	-	1,325
Transfer from Parking Fund	10,602	10,602	-	10,602
Transfer from Landfill Facilities Fund	27,830	27,830	-	27,830
Transfer from Storm Water Fund	5,301	5,301	-	5,301
Transfer to Storm Water Fund	(1,002,807)	(1,002,807)	-	(896,642)
Appropriated fund balance	787,348	-	(787,348)	-
Total other financing sources (uses)	6,472,211	5,779,970	(692,241)	5,399,061
Net change in fund balance	$ -	(201,079)	$ (201,079)	(179,713)
Fund balance, beginning of year		18,042,019		18,221,732
Fund balance, end of year		$ 17,840,940		$ 18,042,019

PROPRIETARY FUND TYPES
Enterprise Funds

The Enterprise Funds provide goods or services to the general public on a continuing basis and are financed or recovered primarily through user charges. Listed below are departments accounted for in the Enterprise Funds.

Water and Sewer Fund
To provide the maximum treatment possible of our raw water and to furnish to the customer an adequate quantity of high quality and aesthetically pleasing stain-free water for home, industrial and commercial users. Additionally, this fund provides for the proper and effective treatment of all wastewater and disposal of any treatment process byproducts in an environmentally sound manner.

Electric Fund
To provide effective, professional services to utility customers and to provide expansions to the electric system from operational revenues.

Mass Transit Fund
Provide an optimal level of safe, reliable and economical transportation service for the residents of High Point while increasing the efficiency of the system.

Parking Facility Fund
The Parking Facility Fund's responsibility is for the operation and maintenance of the City's off-street parking facilities.

Landfill Facilities Fund
To provide a sanitary landfill for the citizens of the City and a portion of Guilford County. To properly handle the disposal of 170,000 plus tons of wastes annually in an environmentally acceptable manner by means of shredding and conventional landfill methods.

Storm Water Fund
To provide for the operation and maintenance of the City's storm water program, which manages storm water runoff through stream cleaning, bank stabilization, and maintenance of detention lakes and ponds.

CITY OF HIGH POINT, NORTH CAROLINA

Combining Balance Sheet
All Nonmajor Enterprise Funds
June 30, 2014

ASSETS	MASS TRANSIT	PARKING FACILITIES	LANDFILL FACILITIES	STORM WATER	TOTAL
Current assets:					
Cash and investments	$ 379,316	$ 415,267	$ 34,610,674	$ 8,285,326	$ 43,690,583
Receivables:					
Accounts and grants (net)	379,461	205	585,664	310,191	1,275,521
Accrued interest	534	422	34,673	8,324	43,953
Inventory	100,669	-	-	-	100,669
Prepaid expenses	107,494	-	-	-	107,494
Total current assets	967,474	415,894	35,231,011	8,603,841	45,218,220
Noncurrent assets:					
Restricted assets:					
Cash and investments	-	5,385	-	1,261,522	1,266,907
Interfund loan receivable	-	-	664,858	-	664,858
Capital assets:					
Land	581,396	898,720	1,676,601	432,178	3,588,895
Buildings and other improvements	2,551,942	8,690,140	20,508,468	-	31,750,550
Machinery and equipment	5,412,627	416,962	2,846,934	91,131	8,767,654
Infrastructure	157,863	-	-	14,775,485	14,933,348
Construction in progress	31,779	-	384,408	813,084	1,229,271
Accumulated depreciation	(5,583,507)	(7,396,048)	(16,020,256)	(1,722,007)	(30,721,818)
Total capital assets	3,152,100	2,609,774	9,396,155	14,389,871	29,547,900
Total assets	4,119,574	3,031,053	45,292,024	24,255,234	76,697,885
LIABILITIES					
Liabilities :					
Current liabilities:					
Accounts payable and accrued expenses	161,861	9,195	200,157	37,882	409,095
Current maturities of long-term debt	-	-	-	642,526	642,526
Current maturities of compensated absences	38,846	5,301	67,152	42,722	154,021
Accrued interest payable	-	-	-	135,058	135,058
Deposits	-	5,385	-	-	5,385
Due to other funds	633,869	-	-	-	633,869
Total current liabilities	834,576	19,881	267,309	858,188	1,979,954
Long-term liabilities:					
Accrued closure/post closure costs	-	-	14,685,020	-	14,685,020
Other post employment benefits accrual	261,380	(5,165)	276,519	205,398	738,132
General obligation bonds payable	-	-	-	11,797,876	11,797,876
Compensated absences	37,612	1,828	44,773	18,471	102,684
Total long-term liabilities	298,992	(3,337)	15,006,312	12,021,745	27,323,712
Total liabilities	1,133,568	16,544	15,273,621	12,879,933	29,303,666
DEFERRED INFLOWS OF RESOURCES					
Deferred inflows of resources	-	-	-	2,119,685	2,119,685
TOTAL DEFERRED INFLOWS OF RESOURCES	-	-	-	2,119,685	2,119,685
NET POSITION					
Net investment in capital assets	3,152,100	2,609,774	9,396,155	3,040,489	18,198,518
Restricted	379,216	-	-	-	379,216
Unrestricted	(545,310)	404,735	20,622,248	6,215,127	26,696,800
Total Net Position	$ 2,986,006	$ 3,014,509	$ 30,018,403	$ 9,255,616	$ 45,274,534

CITY OF HIGH POINT, NORTH CAROLINA

Combining Statement of Revenues, Expenses and Changes in Net Position
All Nonmajor Enterprise Funds
For the Fiscal Year Ended June 30, 2014

	MASS TRANSIT	PARKING FACILITIES	LANDFILL FACILITIES	STORM WATER	TOTAL NONMAJOR ENTERPRISE FUNDS
OPERATING REVENUES:					
Charges for services	$ 559,096	$ 319,486	$ 7,709,575	$ 2,534,336	$ 11,122,493
Licenses and permits	508,877	-	-	-	508,877
Intergovernmental	756,154	-	65,012	-	821,166
Total operating revenues	1,824,127	319,486	7,774,587	2,534,336	12,452,536
OPERATING EXPENSES:					
Management and administration	3,092,147	345,430	5,766,791	1,497,592	10,701,960
Depreciation and amortization	623,096	241,857	869,723	476,840	2,211,516
Total operating expenses	3,715,243	587,287	6,636,514	1,974,432	12,913,476
Operating income (loss)	(1,891,116)	(267,801)	1,138,073	559,904	(460,940)
Nonoperating revenues (expenses):					
Interest on investments	1,673	1,623	160,567	30,882	194,745
Intergovernmental - emergency assistance	-	-	59,514	137,419	196,933
Miscellaneous and other nonoperating	340	-	(55,417)	(151,607)	(206,684)
Interest expense and fiscal charges	-	-	-	(565,775)	(565,775)
Amortization of gain on refunding	-	-	-	14,208	14,208
Reimbursements to other funds	-	-	(686,934)	-	(686,934)
Gain (loss) on refunding	-	-	-	40,206	40,206
Gain (loss) on disposal of property	3,700	-	-	(11,265)	(7,565)
Total nonoperating revenues (expenses)	5,713	1,623	(522,270)	(505,932)	(1,020,866)
Income (loss) before capital contributions and transfers	(1,885,403)	(266,178)	615,803	53,972	(1,481,806)
Transfers in	589,152	112,162	-	1,002,807	1,704,121
Transfers out	(1,325)	(10,602)	(27,830)	(5,301)	(45,058)
Total transfers	587,827	101,560	(27,830)	997,506	1,659,063
Change in net position	(1,297,576)	(164,618)	587,973	1,051,478	177,257
Net position, beginning of the year	4,283,582	3,179,127	29,430,430	8,204,138	45,097,277
Net position, ending of the year	$ 2,986,006	$ 3,014,509	$ 30,018,403	$ 9,255,616	$ 45,274,534

City of High Point, North Carolina

Combining Statement of Cash Flows
All Nonmajor Enterprise Funds
For the Fiscal Year Ended June 30, 2014

	Business-Type - Enterprise Funds				
	MASS TRANSIT	PARKING FACILITIES	LANDFILL FACILITIES	STORM WATER	TOTAL
Cash Flows From Operating Activities					
Receipts from customers and users	$ 2,770,323	$ 319,504	$ 7,874,322	$ 2,354,073	$ 13,318,222
Payments to employees and related fringe benefits	(1,909,179)	(196,764)	(2,057,024)	(1,024,792)	(5,187,759)
Payments to suppliers and operating costs	(1,243,800)	(147,811)	(3,636,560)	(600,930)	(5,629,101)
Net cash provided by (used in) by operating activities	(382,656)	(25,071)	2,180,738	728,351	2,501,362
Cash Flows From Non-Capital Financing Activities					
Transfers in	589,152	112,162	-	1,002,807	1,704,121
Transfers out	(1,325)	(10,602)	(27,830)	(5,301)	(45,058)
Advances from other funds	(19,610)	-	151,913	-	132,303
Disaster assistance grants	-	-	59,514	137,419	196,933
Miscellaneous and other nonoperating	340	-	(55,417)	(151,607)	(206,684)
Reimbursements to other funds	-	-	(686,934)	-	(686,934)
Net Cash provided by (used in) noncapital financing activities	568,557	101,560	(558,754)	983,318	1,094,681
Cash Flows From Financing Activities					
Proceeds from issuance of long-term debt	-	-	-	1,334,087	1,334,087
Payment to trustee for refunded bonds	-	-	-	(1,353,010)	(1,353,010)
Principal payments on long-term debt	-	-	-	(430,513)	(430,513)
Interest payments on long-term debt	-	-	-	(539,784)	(539,784)
Proceeds collected on the sale of capital assets	3,700	-	-	-	3,700
Acquisition and construction of capital assets	(189,642)	-	(130,324)	(18,416)	(338,382)
Net cash provided by (used in) noncapital financing activities	(185,942)	-	(130,324)	(1,007,636)	(1,323,902)
Cash Flows Provided By (Used In) Investing Activities					
Interest earned on investments	1,731	1,646	168,258	32,292	203,927
Net cash provided by (used in) investing activities	1,731	1,646	168,258	32,292	203,927
Net increase (decrease) in cash and investments	1,690	78,135	1,659,918	736,325	2,476,068
Cash and investments, beginning of the year	377,626	342,517	32,950,756	8,810,523	42,481,422
Cash and investments end of the year	$ 379,316	$ 420,652	$ 34,610,674	$ 9,546,848	$ 44,957,490
Reconciliation of operating income (loss) to net cash provided by (used in) operating activities:					
Operating income (loss)	$ (1,891,116)	$ (267,801)	$ 1,138,073	$ 559,904	$ (460,940)
Adjustments to Reconcile Operating Income (Loss) to					
Net Cash Provided by (Used in) Operating Activities:					
Depreciation and amortization	623,096	241,857	869,723	476,840	2,211,516
Change in Assets and Liabilities:					
(Increase) Decrease in Accounts Receivables	953,135	188	99,735	(180,263)	872,795
(Increase) Decrease in Inventories	803	-	-	-	803
(Increase) Decrease in Prepaid Expenses	4,841	6,602	-	-	11,443
Increase (Decrease) in Payables and Accrued Expenses	(71,139)	332	59,723	(141,100)	(152,184)
Increase (Decrease) in Deposits	-	(170)	-	-	(170)
Increase (Decrease) in OPEB Liability	37,105	(5,165)	33,773	15,809	81,522
Increase (Decrease) in Vacation Leave Accrual	(32,442)	(914)	(20,289)	(2,839)	(56,484)
Increase (Decrease) in Unearned Revenue	(6,939)	-	-	-	(6,939)
Total adjustments	1,508,460	242,730	1,042,665	168,447	2,962,302
Net cash provided by (used in) operating activities	$ (382,656)	$ (25,071)	$ 2,180,738	$ 728,351	$ 2,501,362

CITY OF HIGH POINT, NORTH CAROLINA

Water and Sewer Fund
Schedule of Revenues, Expenditures, and Changes in Net Position
Budget and Actual (Non-GAAP)
For the Fiscal Year Ended June 30, 2014

	BUDGET	ACTUAL	VARIANCE POSITIVE (NEGATIVE)	PRIOR YEAR ACTUAL
Operating revenues:				
Charges for services	$ 43,758,630	$ 43,408,991	$ (349,639)	$ 44,601,648
Miscellaneous	-	123,310	123,310	406,253
Intergovernmental	396,704	404,550	7,846	416,974
Total operating revenues	44,155,334	43,936,851	(218,483)	45,424,875
Operating expenditures:				
Management and administration	2,289,267	1,821,780	467,487	2,129,697
System maintenance and distribution	7,120,085	6,283,880	836,205	6,035,887
Treatment plants	10,019,997	9,453,570	566,427	9,065,388
Other services and charges	1,378,096	797,349	580,747	387,803
Total operating expenditures	20,807,445	18,356,579	2,450,866	17,618,775
Operating income	23,347,889	25,580,272	2,232,383	27,806,100
Nonoperating revenues (expenditures):				
Interest on investments	278,250	180,661	(97,589)	22,536
Intergovernmental - emergency assistance	-	123,989	123,989	-
Miscellaneous and other nonoperating	(178,538)	(123,989)	54,549	4,066
Proceeds from disposal of capital assets	-	37,910	37,910	-
Interest expense and fiscal charges	(9,551,068)	(8,224,902)	1,326,166	(7,279,737)
Payment of debt principal	(8,939,996)	(9,086,308)	(146,312)	(9,452,943)
Reimbursement to General Fund	(3,483,162)	(3,483,162)	-	(2,809,498)
Reimbursement to Electric Fund	(1,751,329)	(1,751,329)	-	(1,755,484)
Total non-operating revenues (expenditures)	(23,625,843)	(22,327,130)	1,298,713	(21,271,060)
Income before other financing sources (uses)	(277,954)	3,253,142	3,531,096	6,535,040
Other financing sources (uses):				
Proceeds from general obligation refunding bonds	10,962,274	9,313,840	(1,648,434)	-
Proceeds from revenue bonds	-	3,670,750	3,670,750	-
Payment to trustee for refunded bonds	(8,718,406)	(8,718,413)	(7)	-
Transfer to General Fund	(50,000)	(50,000)	-	(50,000)
Transfer to General Debt Service Fund	(139,149)	(139,149)	-	(139,149)
Transfer to Water & Sewer Capital Projects Fund	(4,405,000)	(4,405,000)	-	(3,965,000)
Appropriated net position	2,628,235	-	(2,628,235)	-
Total other financing sources (uses)	277,954	(327,972)	(605,926)	(4,154,149)
Change in net position - budgetary basis	$ -	2,925,170	$ 2,925,170	2,380,891
Reconciliation from budgetary basis (modified accrual) to full accrual:				
Reconciling items:				
Water & Sewer Capital Project Ordinance Fund		35,684,499		(48,959)
Water Capital Reserve Fund		9,068		(83)
Sewer Capital Reserve Fund		6,376		(58)
Capital additions		4,324,422		2,697,874
Capital contributions		2,724,533		3,185,092
Depreciation expense		(12,481,776)		(12,319,308)
Compensated absences expense		7,855		(24,175)
OPEB expense		(90,080)		(61,429)
Gain (loss) on disposal of property		(30,708)		-
Amortization of gain on refunding		224,947		242,550
General obligation refunding bonds proceeds		(9,313,840)		-
Revenue bonds proceeds		(41,310,750)		-
Bond proceeds used in defeasance of bonds		8,718,413		-
Bond principal payments		9,086,308		9,452,943
Change in net position - full accrual basis		$ 484,437		$ 5,505,338

CITY OF HIGH POINT, NORTH CAROLINA

Water & Sewer Capital Projects Ordinance Fund
Schedule of Revenues, Expenditures, and Changes in Net Position
Budget and Actual (Non-GAAP)
From Inception and for the Fiscal Year Ended June 30, 2014

		ACTUAL		
	PROJECT AUTHORIZATION	PRIOR YEAR	CURRENT YEAR	TOTAL TO DATE
Revenues:				
Intergovernmental revenues	$ -	$ 82,970	$ 6,540	$ 89,510
Interest on investments	-	-	1,510	1,510
Total revenues	-	82,970	8,050	91,020
Expenditures:				
System maintenance and improvements	96,832,828	9,144,709	6,368,551	15,513,260
Other financing sources/(uses):				
Proceeds from revenue bonds	78,102,960	13,330,460	39,172,500	52,502,960
Discount on sale of revenue bonds	-	-	(1,532,500)	(1,532,500)
Transfer from Water and Sewer Fund	18,729,868	14,324,868	4,405,000	18,729,868
Total other financing sources	96,832,828	27,655,328	42,045,000	69,700,328
Change in net position	$ -	$ 18,593,589	$ 35,684,499	$ 54,278,088

CITY OF HIGH POINT, NORTH CAROLINA

Water Capital Reserve Fund
Schedule of Revenues, Expenditures, and Changes in Net Position
Budget and Actual (Non-GAAP)
For the Fiscal Year Ended June 30, 2014

	BUDGET	ACTUAL	VARIANCE POSITIVE (NEGATIVE)	PRIOR YEAR ACTUAL
Revenues:				
Interest on investments	$ -	$ 9,068	$ 9,068	$ (83)
Change in net position	$ -	$ 9,068	$ 9,068	$ (83)

CITY OF HIGH POINT, NORTH CAROLINA

Sewer Capital Reserve Fund
Schedule of Revenues, Expenditures, and Changes in Net Position
Budget and Actual (Non-GAAP)
For the Fiscal Year Ended June 30, 2014

	BUDGET	ACTUAL	VARIANCE POSITIVE (NEGATIVE)	PRIOR YEAR ACTUAL
Revenues:				
Interest on investments.....	$ -	$ 6,376	$ 6,376	$ (58)
Change in net position.....	$ -	$ 6,376	$ 6,376	$ (58)

CITY OF HIGH POINT, NORTH CAROLINA

Electric Fund
Schedule of Revenues, Expenditures, and Changes in Net Position
Budget and Actual (Non-GAAP)
For the Fiscal Year Ended June 30, 2014

	BUDGET	ACTUAL	VARIANCE POSITIVE (NEGATIVE)	PRIOR YEAR ACTUAL
Operating revenues:				
Charges for services	$ 122,158,141	$ 125,948,991	$ 3,790,850	$ 124,559,969
Miscellaneous	52,000	62,909	10,909	32,526
Total operating revenues	122,210,141	126,011,900	3,801,759	124,592,495
Operating expenditures:				
Management and administration	781,155	695,002	86,153	692,810
Maintenance and distribution	2,824,175	2,284,379	539,796	2,325,175
Power purchases	100,053,370	100,946,530	(893,160)	95,171,093
System improvements	27,321,261	16,368,518	10,952,743	11,902,386
Other services and charges	5,039,046	4,751,897	287,149	4,457,864
Total operating expenditures	136,019,007	125,046,326	10,972,681	114,549,328
Operating income (loss):	(13,808,866)	965,574	14,774,440	10,043,167
Nonoperating revenues (expenditures):				
Interest on investments	294,000	170,507	(123,493)	-
Intergovernmental - emergency assistance	-	1,298,025	1,298,025	-
Miscellaneous and other nonoperating	(915,416)	(1,257,679)	(342,263)	94,591
Proceeds from disposal of capital assets	-	40,776	40,776	5,143
Developer contributions	-	974,166	974,166	-
Reimbursement from General Fund	83,304	10,004	(73,300)	83,304
Reimbursement from Water and Sewer Fund	1,751,329	1,751,329	-	1,755,484
Reimbursement to General Fund	(2,649,165)	(2,649,165)	-	(2,621,146)
Reimbursement to General Capital Projects Fund	(80,000)	(80,000)	-	(80,000)
Total nonoperating revenues (expenditures)	(1,515,948)	257,963	1,773,911	(762,624)
Income (loss) before other financing sources (uses)	(15,324,814)	1,223,537	16,548,351	9,280,543
Other financing sources (uses):				
Transfer to General Fund	(1,110,000)	(1,110,000)	-	(1,110,000)
Transfer to General Fund for Payments in Lieu of Taxes	(805,173)	(805,173)	-	(811,435)
Transfer to General Debt Service Fund	(128,547)	(128,547)	-	(128,547)
Appropriated net position	17,368,534	-	(17,368,534)	-
Total other financing sources (uses)	15,324,814	(2,043,720)	(17,368,534)	(2,049,982)
Change in net position - budgetary basis	$ -	(820,183)	$ (820,183)	7,230,561
Reconciliation from budgetary basis (modified accrual) to full accrual:				
Reconciling items:				
Capital additions		7,298,882		3,428,179
Depreciation expense		(4,059,157)		(3,915,937)
Gain (loss) on disposal of property		(31,869)		(22,347)
Compensated absences expense		8,747		(43,154)
Increase (decrease) in inventory valuation		136,463		82,718
OPEB expense		(88,384)		(54,752)
Change in net position - full accrual basis		$ 2,444,499		$ 6,705,268

CITY OF HIGH POINT, NORTH CAROLINA

Mass Transit Fund
Schedule of Revenues, Expenditures, and Changes in Net Position
Budget and Actual (Non-GAAP)
For the Fiscal Year Ended June 30, 2014

	BUDGET	ACTUAL	VARIANCE POSITIVE (NEGATIVE)	PRIOR YEAR ACTUAL
Operating revenues:				
Charges for services	$ 575,000	$ 559,096	$ (15,904)	$ 568,729
Licenses and permits	370,000	508,877	138,877	357,147
Intergovernmental	2,658,006	756,154	(1,901,852)	1,606,999
Total operating revenues	3,603,006	1,824,127	(1,778,879)	2,532,875
Operating expenditures:				
Management and administration	3,777,898	3,027,595	750,303	3,307,719
Improvements	412,935	249,531	163,404	902,915
Total operating expenses	4,190,833	3,277,126	913,707	4,210,634
Operating income (loss)	(587,827)	(1,452,999)	(865,172)	(1,677,759)
Nonoperating revenues:				
Interest on investments	-	1,727	1,727	2,466
Miscellaneous and other nonoperating	-	340	340	27,500
Proceeds from disposal of capital assets	-	3,700	3,700	213
Total non-operating revenues	-	5,767	5,767	30,179
Income (loss) before other financing sources (uses)	(587,827)	(1,447,232)	(859,405)	(1,647,580)
Other financing sources (uses):				
Transfer from General Fund	589,152	514,152	(75,000)	477,353
Transfer to General Debt Service Fund	(1,325)	(1,325)	-	(1,325)
Total other financing sources (uses)	587,827	512,827	(75,000)	476,028
Change in net position - budgetary basis	$ -	(934,405)	$ (934,405)	(1,171,552)
Reconciliation from budgetary basis (modified accrual) to full accrual:				
Reconciling items:				
Mass Transit Capital Projects Ordinance Fund		74,946		1,012
Capital additions		189,642		1,053,053
Compensated absences expense		32,442		(16,280)
Depreciation expense		(623,096)		(583,078)
OPEB expense		(37,105)		(49,033)
Change in net position - full accrual basis		$ (1,297,576)		$ (765,878)

CITY OF HIGH POINT, NORTH CAROLINA

Mass Transit Capital Projects Ordinance Fund
Schedule of Revenues, Expenditures, and Changes in Net Position
Budget and Actual (Non-GAAP)
From Inception and for the Fiscal Year Ended June 30, 2014

		ACTUAL		
	PROJECT AUTHORIZATION	PRIOR YEAR	CURRENT YEAR	TOTAL TO DATE
Revenues:				
Interest on investments	$ -	$ 1,756	$ (54)	$ 1,702
Total revenues	-	1,756	(54)	1,702
Expenditures:				
System maintenance and improvements	455,148	-	-	-
Other financing sources (uses):				
Transfer from General Fund	-	-	75,000	75,000
Transfer from Mass Transit Capital Reserve Fund	455,148	455,147	-	455,147
Total other financing sources (uses)	455,148	455,147	75,000	530,147
Change in net position	$ -	$ 456,903	$ 74,946	$ 531,849

CITY OF HIGH POINT, NORTH CAROLINA

Parking Facilities Fund
Schedule of Revenues, Expenditures, and Changes in Net Position
Budget and Actual (Non-GAAP)
For the Fiscal Year Ended June 30, 2014

	BUDGET	ACTUAL	VARIANCE POSITIVE (NEGATIVE)	PRIOR YEAR ACTUAL
Operating revenues:				
Charges for services	$ 256,000	$ 319,486	$ 63,486	$ 304,061
Operating expenditures:				
Management and administration	419,171	344,907	74,264	330,899
Operating income (loss)	(163,171)	(25,421)	137,750	(26,838)
Nonoperating revenues (expenditures):				
Interest on investments	1,000	1,623	623	1,332
Income (loss) before other financing sources (uses)	(162,171)	(23,798)	138,373	(25,506)
Other financing sources (uses):				
Transfer from General Fund	112,162	112,162	-	112,162
Transfer to General Debt Service Fund	(10,602)	(10,602)	-	(10,602)
Appropriated net assets	60,611	-	(60,611)	-
Total other financing sources (uses)	162,171	101,560	(60,611)	101,560
Change in net position - budgetary basis	$ -	77,762	$ 77,762	76,054
Reconciliation from budgetary basis (modified accrual) to full accrual:				
Reconciling items:				
Depreciation expense		(241,857)		(242,480)
Compensated absences expense		914		63
OPEB expense		(1,437)		7,028
Change in net position - full accrual basis		$ (164,618)		$ (159,335)

CITY OF HIGH POINT, NORTH CAROLINA

Landfill Facilities Fund
Schedule of Revenues, Expenditures, and Changes in Net Position
Budget and Actual (Non-GAAP)
For the Fiscal Year Ended June 30, 2014

	BUDGET	ACTUAL	VARIANCE POSITIVE (NEGATIVE)	PRIOR YEAR ACTUAL
Operating revenues:				
Charges for services	$ 7,225,000	$ 7,709,575	$ 484,575	$ 7,375,014
Intergovernmental	70,000	65,012	(4,988)	59,427
Total operating revenues	7,295,000	7,774,587	479,587	7,434,441
Operating expenditures:				
Management and administration	12,440,438	5,666,611	6,773,827	5,495,279
Operating income (loss)	(5,145,438)	2,107,976	7,253,414	1,939,162
Nonoperating revenues (expenditures):				
Intergovernmental - emergency assistance	-	59,514	59,514	-
Interest on investments	66,150	36,021	(30,129)	1,168
Reimbursement to General Fund	(686,934)	(686,934)	-	(622,076)
Miscellaneous and other nonoperating	(96,994)	(55,417)	41,577	6,548
Total nonoperating revenues (expenditures)	(717,778)	(646,816)	70,962	(614,360)
Income (loss) before other financing sources (uses)	(5,863,216)	1,461,160	7,324,376	771,118
Other financing sources (uses):				
Transfer to General Debt Service Fund	(27,830)	(27,830)	-	(27,830)
Transfer to Landfill Maintenance Reserve Fund	(1,635,000)	(1,741,296)	(106,296)	(1,685,024)
Appropriated net position	7,526,046	-	(7,526,046)	-
Total other financing sources (uses)	5,863,216	(1,769,126)	(7,632,342)	(1,712,854)
Change in net position - budgetary basis	$ -	(307,966)	$ (307,966)	(388,052)
Reconciliation from budgetary basis (modified accrual) to full accrual:				
Reconciling items:				
Landfill closure and postclosure reserve fund		1,865,842		1,715,167
Landfill closure and postclosure expense		(217,020)		(548,136)
Capital additions		130,324		469,647
Compensated absences expense		20,289		(3,119)
Depreciation expense		(869,723)		(552,065)
OPEB expense		(33,773)		(20,921)
Change in net position - full accrual basis		$ 587,973		$ 672,521

CITY OF HIGH POINT, NORTH CAROLINA

Landfill Closure and Postclosure Reserve Fund
Schedule of Revenues, Expenditures, and Changes in Net Position
Budget and Actual (Non-GAAP)
For the Fiscal Year Ended June 30, 2014

	BUDGET	ACTUAL	VARIANCE POSITIVE (NEGATIVE)	PRIOR YEAR ACTUAL
Revenues:				
Interest on investments	$ -	$ 124,546	$ 124,546	$ 30,143
Income (loss) before other financing sources (uses)	-	124,546	124,546	30,143
Other financing sources (uses):				
Transfer from Landfill Facilities Fund	-	1,741,296	1,741,296	1,685,024
Transfer to Landfill Facilities Fund	-	-	-	-
Total other financing sources (uses)	-	1,741,296	1,741,296	1,685,024
Change in net position	$ -	$ 1,865,842	$ 1,865,842	$ 1,715,167

CITY OF HIGH POINT, NORTH CAROLINA

Storm Water Fund
Schedule of Revenues, Expenditures, and Changes in Net Position
Budget and Actual (Non-GAAP)
For the Fiscal Year Ended June 30, 2014

	BUDGET	ACTUAL	VARIANCE POSITIVE (NEGATIVE)	PRIOR YEAR ACTUAL
Operating revenues:				
Charges for services	$ 2,454,397	$ 2,534,336	$ 79,939	$ 2,470,507
Operating expenditures:				
Management and administration	6,140,143	1,503,038	4,637,105	2,166,676
Operating income (loss)	(3,685,746)	1,031,298	4,717,044	303,831
Nonoperating revenues (expenditures):				
Intergovernmental - emergency assistance	-	137,419	137,419	-
Interest on investments	48,300	30,882	(17,418)	-
Miscellaneous and other nonoperating	(153,616)	(151,607)	2,009	(795)
Interest expense and fiscal charges	(572,296)	(565,775)	6,521	(556,485)
Payment of debt principal	(430,511)	(430,513)	(2)	(342,191)
Total nonoperating revenues (expenditures)	(1,108,123)	(979,594)	128,529	(899,471)
Income (loss) before other financing sources (uses)	(4,793,869)	51,704	4,845,573	(595,640)
Other financing sources (uses):				
Proceeds from general obligation refunding bonds	-	1,233,059	1,233,059	-
Premium - refunding bonds	-	101,028	101,028	-
Gain (loss) on refunding	-	40,206	40,206	-
Payment to trustee for refunded bonds	-	(1,353,010)	(1,353,010)	-
Transfer from General Debt Service Fund	1,002,807	1,002,807	-	896,642
Transfer to General Debt Service Fund	(5,301)	(5,301)	-	(5,301)
Appropriated net position	3,796,363	-	(3,796,363)	-
Total other financing sources (uses)	4,793,869	1,018,789	(3,775,080)	891,341
Change in net position - budgetary basis	$ -	1,070,493	$ 1,070,493	295,701
Reconciliation from budgetary basis (modified accrual) to full accrual:				
Reconciling items:				
Storm Water Facilities Capital Projects Ordinance Fund		-		(91,427)
Capital additions		18,416		386,240
Depreciation expense		(476,840)		(436,392)
Compensated absences expense		2,839		6,868
OPEB expense		(15,809)		(9,793)
General obligation refunding bonds proceeds		(1,233,059)		-
Premium - refunding bonds		(101,028)		-
Bond principal payments		430,513		342,191
Bond proceeds used in defeasance of bonds		1,353,010		-
Gain (loss) on disposal of property		(11,265)		(10,965)
Amortization of gain on refunding		14,208		14,208
Change in net position - full accrual basis		$ 1,051,478		$ 496,631

CITY OF HIGH POINT, NORTH CAROLINA

Storm Water Facilities Capital Projects Ordinance Fund
Schedule of Revenues, Expenditures, and Changes in Net Position
Budget and Actual (Non-GAAP)
From Inception and for the Fiscal Year Ended June 30, 2014

	PROJECT AUTHORIZATION	PRIOR YEAR	ACTUAL CURRENT YEAR	TOTAL TO DATE
Expenditures:				
Maintenance and distribution.....	$ 2,233,699	$ 813,084	$ -	$ 813,084
Other financing sources:				
General obligation bonds.....	2,233,699	2,233,699	-	2,233,699
Change in net position.....	$ -	$ 1,420,615	$ -	$ 1,420,615

CITY OF HIGH POINT, NORTH CAROLINA

Internal Service Fund

The Internal Service Fund accounts for the financing of goods and services provided by one department to other departments of the City. The following activities were accounted for in the Internal Service Fund:

Fleet Services
Provide the best and most economical support services to the City Fleet.

Radio Repair Shop
Responsible for the installation and maintenance of all City-owned communication systems and components.

Facilities Services
Provide maintenance operations and services for buildings and grounds of all City facilities.

Computer Replacement
Responsible for funding and replacing all of the City's computer technology.

CITY OF HIGH POINT, NORTH CAROLINA

Internal Service Fund
Schedule of Revenues, Expenditures, and Changes in Net Position
Budget and Actual (Non-GAAP)
For the Fiscal Year Ended June 30, 2014

	BUDGET	ACTUAL	VARIANCE POSITIVE (NEGATIVE)	PRIOR YEAR ACTUAL
Operating revenues:				
Interfund charges - radio repair	$ 1,163,036	$ 1,150,308	$ (12,728)	$ 1,118,429
Interfund charges - computer replacement	698,029	695,190	(2,839)	682,466
Interfund charges - facility services	1,674,891	1,575,819	(99,072)	1,556,364
Interfund charges - fleet services	8,808,926	9,904,884	1,095,958	9,148,051
Other operating	5,000	6,789	1,789	4,284
Total operating revenues	12,349,882	13,332,990	983,108	12,509,594
Operating expenditures:				
Fleet services	9,123,530	9,036,855	86,675	9,160,207
Radio repair shop	1,326,374	1,237,205	89,169	905,203
Facility services	1,599,812	1,443,687	156,125	1,442,746
Computer replacement	524,963	515,152	9,811	577,177
Total operating expenditures	12,574,679	12,232,899	341,780	12,085,333
Operating income (loss)	(224,797)	1,100,091	1,324,888	424,261
Nonoperating revenues (expenditures):				
Intergovernmental - emergency assistance	-	22,200	22,200	-
Miscellaneous and other nonoperating	(4,225)	67,826	72,051	88,682
Proceeds from disposal of capital assets	325,000	375,272	50,272	352,116
Interest and fiscal charges	(21,400)	(18,943)	2,457	(26,220)
Principal retirement	(277,251)	(279,707)	(2,456)	(272,431)
Total nonoperating revenues (expenditures)	22,124	166,648	144,524	142,147
Income (loss) before other financing sources (uses)	(202,673)	1,266,739	1,469,412	566,408
Other financing sources (uses):				
Transfer to the General Debt Service Fund	(31,806)	(31,806)	-	(31,806)
Transfer to the General Fund	(150,000)	-	150,000	-
Appropriated net position	384,479	-	(384,479)	-
Total other financing sources (uses)	202,673	(31,806)	(234,479)	(31,806)
Change in net position - budgetary basis	$ -	1,234,933	$ 1,234,933	534,602
Reconciliation from budgetary basis (modified accrual) to full accrual:				
Reconciling items:				
Capital additions		3,041,862		3,231,758
Capital contributions		755,569		149,658
Installment purchase principal payments		279,707		272,431
Depreciation expense		(2,903,948)		(2,994,589)
Compensated absences expense		(5,484)		(21,979)
Increase (decrease) in inventory valuation		(27,548)		177,900
OPEB expense		(6,267)		703
Gain (loss) on disposal of property		(1,181,489)		(69,084)
Change in net position - full accrual basis		$ 1,187,335		$ 1,281,400

FIDUCIARY FUND TYPES

Agency Funds

The General Agency Fund accounts for the receipt and disbursement of revenues for certain specialized activities, including special events for associated organizations, refundable deposits held for completion of new housing developments and contributions made by the private sectors for specific community activities.

CITY OF HIGH POINT, NORTH CAROLINA

Combining Statement of Changes in Assets and Liabilities
Agency Fund
For the Fiscal Year Ended June 30, 2014

	Balance June 30, 2013	Additions	Deductions	Balance June 30, 2014
Assets:				
Cash and investments	$ 245,434	$ 63,241	$ -	$ 308,675
Accounts receivable	103	-	10	93
Total Assets	$ 245,537	$ 63,241	$ 10	$ 308,768
Liabilities:				
Accounts payable: due to other organizations	$ 245,537	$ 63,241	$ 10	$ 308,768

CITY OF HIGH POINT, NORTH CAROLINA

SUPPORTING SCHEDULES

(1) Schedule of Ad Valorem Taxes Receivable June 30, 2014

(2) Analysis of Current Tax Levy June 30, 2014

(3) Analysis of Current Tax Levy June 30, 2014 for Secondary Market Disclosure

(4) Emergency Telephone System Fund-Schedule of Revenues, Expenditures and Changes in Fund Balances-Budget and Actual

CITY OF HIGH POINT, NORTH CAROLINA

General Fund and Debt Service Fund
Schedule of Ad Valorem Taxes Receivable
June 30, 2014

Fiscal Year	Uncollected Balance June 30, 2013	Current Net Levy	Collections and Credits	Uncollected Balance June 30, 2014
2013-14	$ -	$ 61,501,088	$ 60,320,711	$ 1,180,377
2012-13	1,796,700	-	1,065,690	731,010
2011-12	697,541	-	189,568	507,973
2010-11	392,947	-	81,397	311,550
2009-10	273,045	-	35,035	238,010
2008-09	230,080	-	22,504	207,576
2007-08	196,911	-	9,915	186,996
2006-07	140,629	-	7,816	132,813
2005-06	139,708	-	8,120	131,588
Prior	1,321,818	-	6,520	1,315,298
	$ 5,189,379	$ 61,501,088	$ 61,747,276	$ 4,943,191

Less: allowance for uncollectible accounts:	
General Fund	2,676,043
Ad valorem taxes receivable - net	$ 2,267,148

Reconciliation to revenues:

Ad valorem taxes - General Fund and Debt Service Fund	$ 61,607,105
Vehicle user fees	508,877
Abatements, releases, and other adjustments - prior years	6,456
Subtotal	62,122,438
Less interest collected	375,162
Total collections and credits	$ 61,747,276

CITY OF HIGH POINT, NORTH CAROLINA

Analysis of Current Tax Levy
City - Wide Levy
For the fiscal year ended June 30, 2014

	City - Wide			Total Levy	
	Property Valuation	Rate	Total Levy	Property excluding Registered Motor Vehicles	Registered Motor Vehicles
Original levy:					
Property taxed at current year's rate	$ 8,598,383,391	0.675	$ 58,039,088	$ 55,458,340	$ 2,580,748
Registered motor vehicles taxed at prior year's rate	471,402,494	0.675	3,181,967	-	3,181,967
Penalties	-		22,542	22,542	-
Total	9,069,785,885		61,243,597	55,480,882	5,762,715
Discoveries - Current year taxes	36,774,074	0.675	248,225	248,225	-
Net Vehicle User Fees	-		371,893	-	371,893
Abatements	(53,722,519)	0.675	(362,627)	(338,079)	(24,548)
Total assessed valuation	$ 9,052,837,440				
Net levy			61,501,088	55,391,028	6,110,060
Uncollected taxes at June 30			(1,180,377)	(884,689)	(295,688)
Current year's taxes collected			$ 60,320,711	$ 54,506,339	$ 5,814,372
Current levy collection percentage			98.08%	98.40%	95.16%

CITY OF HIGH POINT, NORTH CAROLINA

Analysis of Current Tax Levy
City - Wide Levy
For the fiscal year ended June 30, 2014

Secondary Market Disclosures:

Assessed Valuation:	
Assessment Ratio (1)	100%
Real Property	$ 7,434,609,523
Personal Property	1,489,840,190
Public Service Companies (2)	128,387,727
Total Assessed Valuation	9,052,837,440
City-wide Tax Rate	0.675
Levy (3)	$ 61,501,088

(1) Percentage of appraised value has been established by statute.
(2) Valuation of railroads, telephone companies and other utilities as determined by the North Carolina Property Tax Commission.
(3) The levy includes discoveries, releases, abatements, interest, penalties and vehicle user fees.

CITY OF HIGH POINT, NORTH CAROLINA

Emergency Telephone System Fund
Schedule of Revenues, Expenditures and Changes in Fund Balances - Budget and Actual
For the Fiscal Year Ended June 30, 2014

	BUDGET	ACTUAL	VARIANCE POSITIVE (NEGATIVE)	PRIOR YEAR ACTUAL
Revenues:				
Restricted intergovernmental	$ 437,475	$ 437,475	$ -	$ 462,211
Interest on investments	457	457	-	2,963
Total revenues	437,932	437,932	-	465,174
Expenditures:				
Telephone	191,366	198,359	(6,993)	194,452
Furniture	-	1,252	(1,252)	-
Software	-	162,580	(162,580)	26,375
Hardware	389,752	117,266	272,486	758,540
Hardware - report adjustment	-	(18,445)	18,445	-
Total expenditures	581,118	461,012	120,106	979,367
Excess (deficiency) of revenues over (under) expenditures	(143,186)	(23,080)	120,106	(514,193)
Other financing sources (uses):				
Transfer to General Debt Service Fund (Pmt - 911 Comm Ctr)	(47,723)	(47,723)	-	(47,723)
Appropriated fund balance	190,909	-	(190,909)	-
Total other financing sources (uses)	143,186	(47,723)	(190,909)	(47,723)
Net change in fund balance	$ -	(70,803)	$ (70,803)	(561,916)
Fund balance, beginning of year		190,910		752,826
Fund balance, end of year		$ 120,107		$ 190,910

Note: The City transferred $47,723 of eligible 911 funds to the General Debt Service Fund for debt service payment 10 of 10 for the upgrade to the console system that houses the 911 equipment.

HIGH POINT

NORTH CAROLINA'S INTERNATIONAL CITY™

CITY OF HIGH POINT, NORTH CAROLINA

Statistical Section

This section of the City of High Point's comprehensive annual financial report presents detailed information as a context for understanding what the information in the financial statements, note disclosures, and required supplementary information say about the City's overall financial health. This information has not been audited by the independent auditor.

Contents **Tables**

Financial Trends I - IV

These schedules contain trend information to help the reader understand how the City's financial performance and well-being have changed over time.

Revenue Capacity V - XII

These schedules contain information to help the reader assess the City's most significant local revenue sources: property taxes and enterprise fund revenues.

Debt Capacity XIII - XVII

These schedules present information to help the reader assess the affordability of the City's current levels of outstanding debt and the City's ability to issue additional debt in the future.

Demographic and Economic Information XVIII - XIX

These schedules offer demographic and economic indicators to help the reader understand the environment within which the City's financial activities take place.

Operating Information XX - XXII

These schedules contain service and infrastructure data to help the reader understand how the information in the City's financial report relates to the services the City provides and the activities it performs.

Sources: Unless otherwise noted, the information in these schedules is derived from the comprehensive annual financial reports for the relevant year.

CITY OF HIGH POINT, NORTH CAROLINA

Table I
Net Position by Component
Last Ten Fiscal Years
(accrual basis of accounting)

	2005	2006	2007	2008
Governmental activities				
Net investment in capital assets	$ 213,391,739	$ 213,536,521	$ 239,573,737	$ 172,482,422
Restricted	14,141,184	13,946,595	8,485,692	46,003,788
Unrestricted	25,867,575	23,178,515	16,077,362	23,449,079
Total governmental activities net position	$ 253,400,498	$ 250,661,631	$ 264,136,791	$ 241,935,289
Business-type activities				
Net investment in capital assets	$ 186,983,381	$ 192,054,588	$ 205,189,262	$ 154,916,137
Restricted	817,141	3,902,913	1,780,548	60,284,877
Unrestricted	64,947,701	67,666,809	81,084,328	90,433,810
Total business-type activities net position	$ 252,748,223	$ 263,624,310	$ 288,054,138	$ 305,634,824
Primary government				
Net investment in capital assets	$ 400,375,120	$ 405,591,109	$ 444,762,999	$ 327,398,559
Restricted	14,958,325	17,849,508	10,266,240	106,288,665
Unrestricted	90,815,276	90,845,324	97,161,690	113,882,889
Total primary government net position	$ 506,148,721	$ 514,285,941	$ 552,190,929	$ 547,570,113

CITY OF HIGH POINT, NORTH CAROLINA

Table I
Net Position by Component
Last Ten Fiscal Years
(accrual basis of accounting)

2009	2010	2011	2012	2013	2014
$ 197,660,324	$ 170,653,597	$ 149,269,790	$ 155,448,461	$ 160,447,633	$ 160,288,864
18,012,097	19,380,291	35,440,158	36,444,012	32,135,688	29,849,824
19,348,796	21,068,067	9,336,675	8,240,950	10,586,602	16,546,064
$ 235,021,217	$ 211,101,955	$ 194,046,623	$ 200,133,423	$ 203,169,923	$ 206,684,752
$ 218,661,759	$ 217,332,086	$ 214,399,199	$ 210,314,084	$ 216,039,543	$ 212,606,134
-	367,613	466,259	1,411,589	14,385,401	6,299,003
83,681,356	90,470,623	102,681,842	115,136,329	107,098,324	122,394,384
$ 302,343,115	$ 308,170,322	$ 317,547,300	$ 326,862,002	$ 337,523,268	$ 341,299,521
$ 416,322,083	$ 387,985,683	$ 363,668,989	$ 365,762,545	$ 376,487,176	$ 372,894,998
18,012,097	19,747,904	35,906,417	37,855,601	46,521,089	36,148,827
103,030,152	111,538,690	112,018,517	123,377,279	117,684,926	138,940,448
$ 537,364,332	$ 519,272,277	$ 511,593,923	$ 526,995,425	$ 540,693,191	$ 547,984,273

CITY OF HIGH POINT, NORTH CAROLINA

Table II
Changes in Net Position
Last Ten Fiscal Years
(accrual basis of accounting)

	2005	2006	2007	2008
Expenses				
Governmental Activities:				
General Government	$ 27,914,659	$ 26,079,638	$ 28,543,278	$ 25,941,473
Public Safety	34,758,588	38,192,667	37,562,840	37,591,692
Public and Environmental Services	41,404,266	50,073,130	43,851,774	46,244,845
Planning/Community and Economic Development	6,452,158	2,839,298	5,356,419	5,636,936
Cultural and Recreation	14,992,492	15,951,176	15,892,000	19,383,650
Interest and Fiscal Charges	1,968,433	2,109,696	2,964,267	3,005,580
Total Governmental Activities Expenses	127,490,596	135,245,605	134,170,578	137,804,176
Business-type Activities:				
Water and Sewer	29,307,657	27,369,416	29,585,248	32,350,433
Electric	84,256,727	92,536,413	94,772,144	96,905,034
Mass Transit	3,351,162	3,033,584	3,169,756	3,276,113
Parking	812,021	928,624	901,670	883,139
Landfill	5,206,416	4,921,503	5,019,471	5,313,245
Stormwater	877,850	1,349,600	2,484,244	1,704,600
Total Business-type Activities Expenses	123,811,833	130,139,140	135,932,533	140,432,564
Total Primary Government Expenses	$ 251,302,429	$ 265,384,745	$ 270,103,111	$ 278,236,740
Program Revenues				
Governmental Activities:				
Charges for Services:				
General Government	$ 11,210,431	$ 8,195,048	$ 4,142,566	$ 2,843,382
Public Safety	1,597,293	1,597,293	919,369	101,221
Public and Environmental Services	330,518	5,559,290	6,477,450	3,633,808
Planning/Community and Economic Development	4,706,832	4,706,832	2,075,285	1,605,898
Cultural and Recreation	3,672,008	3,672,008	2,832,825	3,581,369
Operating Grants and Contributions:				
General Government	-	-	703,685	240,067
Public Safety	2,575,436	3,422,182	2,791,283	455,108
Public and Environmental Services	4,134,784	4,239,241	4,239,241	3,510,931
Planning/Community and Economic Development	2,402,594	1,659,336	1,729,780	1,559,398
Cultural and Recreation	-	-	93,141	55,932
Capital Grants and Contributions:				
General Government	-	-	-	-
Public and Environmental Services	10,349,900	13,473,495	30,339,941	4,574,823
Cultural and Recreation	-	-	-	400,407
Total Governmental Activities Program Revenues	40,979,796	46,524,725	56,344,566	22,562,344
Business-type Activities:				
Charges for Services:				
Water and Sewer	31,155,498	33,827,133	35,389,889	37,127,800
Electric	86,256,922	89,650,166	97,956,590	101,142,084
Mass Transit	1,413,476	772,364	1,491,025	1,952,804
Parking	497,556	489,665	429,998	455,650
Landfill	6,107,444	5,614,564	6,512,504	6,502,996
Stormwater	1,137,594	1,817,554	1,098,650	2,290,800
Operating grants and contributions:				
Water and Sewer	-	-	-	-
Electric	-	-	-	-
Mass Transit	-	-	791,439	312,517
Landfill	-	-	-	-
Stormwater	-	-	-	-
Capital grants and contributions:				
Water and Sewer	-	1,383,043	6,194,074	3,254,882
Electric	-	-	-	305,716
Mass Transit	5,281,379	3,286,918	-	-
Total Business-type Activities Program Revenues	131,849,869	136,841,407	149,864,169	153,345,249
Total Primary Government Program Revenues	$ 172,829,665	$ 183,366,132	$ 206,208,735	$ 175,907,593

CITY OF HIGH POINT, NORTH CAROLINA

Table II
Changes in Net Position
Last Ten Fiscal Years
(accrual basis of accounting)

2009	2010	2011	2012	2013	2014
$ 22,155,751	$ 19,801,263	$ 20,256,805	$ 19,866,571	$ 19,282,697	$ 20,091,425
41,601,246	42,088,245	42,045,942	42,659,230	44,872,018	45,488,095
42,959,675	40,523,136	40,389,457	21,934,140	24,760,999	25,038,325
7,513,814	10,673,496	10,973,509	9,221,189	10,825,087	10,338,434
20,833,203	20,367,904	18,178,971	19,305,989	19,725,203	20,355,123
3,505,011	3,528,704	4,064,372	3,777,961	3,514,708	3,384,574
138,568,700	136,982,748	135,909,056	116,765,080	122,980,712	124,695,976
41,024,490	41,350,423	42,432,789	42,637,179	42,885,466	46,375,398
100,645,320	101,578,236	107,966,570	112,303,220	117,621,908	125,605,217
3,457,983	3,581,111	3,469,145	3,693,499	3,785,198	3,701,643
824,324	713,578	599,032	602,286	566,241	587,145
8,065,953	4,936,142	7,257,148	5,435,978	6,630,308	7,105,931
1,950,821	2,267,179	2,288,522	2,368,895	2,822,502	2,617,249
155,968,891	154,426,669	164,013,206	167,041,057	174,311,623	185,992,583
$ 294,537,591	$ 291,409,417	$ 299,922,262	$ 283,806,137	$ 297,292,335	$ 310,688,559
$ 4,634,362	$ 2,210,293	$ 4,357,748	$ 3,866,247	$ 3,775,722	$ 4,059,890
882,767	1,130,736	792,604	809,186	968,331	787,237
73,854	549,938	1,026,480	1,123,573	1,333,046	3,733,692
829,904	950,498	626,344	1,206,444	1,190,632	3,096,336
3,522,348	3,476,910	3,526,797	3,448,944	3,315,830	3,084,530
680,305	550,570	765,517	550,262	84,310	52,552
1,301,142	3,235,502	1,887,854	2,160,726	2,063,519	1,861,964
9,261,177	5,863,168	9,743,976	5,176,946	5,088,903	5,720,776
2,697,942	3,209,922	4,517,099	2,570,832	3,437,963	2,892,565
896,008	574,478	664,480	529,622	503,045	555,143
-	-	-	-	149,658	77,768
345,646	288,065	153,709	5,006,656	8,955,875	6,248,970
680,000	-	-	-	-	-
25,805,455	22,040,080	28,062,608	26,449,438	30,866,834	32,171,423
37,682,405	39,121,632	42,532,355	44,005,968	45,011,826	43,757,248
99,942,110	103,677,042	113,122,360	114,759,646	126,525,874	127,773,233
550,490	543,788	867,291	937,237	953,376	1,068,313
339,487	333,047	340,535	357,994	304,061	319,486
6,189,059	6,774,821	7,767,561	7,319,319	7,381,562	7,709,575
2,341,644	2,350,132	2,446,993	2,450,655	2,470,507	2,588,750
-	-	833,691	1,089,693	499,944	528,539
573,143	11,500	-	1,025,834	-	2,272,191
2,952,666	2,315,451	2,010,385	2,014,466	1,606,999	756,154
-	68,588	69,288	71,547	59,427	124,526
-	-	-	-	-	137,419
1,881,495	4,411,222	3,430,019	1,868,126	3,185,092	2,724,533
-	-	-	-	-	-
-	-	-	352,718	-	-
152,452,499	159,607,223	173,420,478	176,253,203	187,998,668	189,759,967
$ 178,257,954	$ 181,647,303	$ 201,483,086	$ 202,702,641	$ 218,865,502	$ 221,931,390

(Continued)

CITY OF HIGH POINT, NORTH CAROLINA

Table II
Changes in Net Position
Last Ten Fiscal Years
(accrual basis of accounting)

	2005	2006	2007	2008
Net (Expense)/Revenue				
Governmental Activities	$ (86,510,800)	$ (88,720,880)	$ (77,826,012)	$ (115,241,832)
Business-type Activities	8,038,036	6,702,267	13,931,636	12,912,685
Total Primary Government Net (Expense)/Revenue	$ (78,472,764)	$ (82,018,613)	$ (63,894,376)	$ (102,329,147)
General Revenues and Other Changes in Net Position				
Governmental Activities:				
Property Taxes	$ 44,555,015	$ 49,118,481	$ 52,944,945	$ 56,228,819
Other Taxes	16,505,888	15,601,714	17,643,440	17,868,296
Unrestricted Revenues and Contributions	14,415,754	19,414,179	22,038,601	15,075,725
Gain (Loss) on Disposal of Capital Assets	(296,840)	-	-	153,943
Investment Earnings	1,279,438	1,954,778	3,318,216	2,747,586
Transfers	(293,109)	(107,139)	(4,644,030)	965,961
Total Governmental Activities	76,166,146	85,982,013	91,301,172	93,040,330
Business-type Activities:				
Gain (Loss) on Disposal of Capital Assets	1,762,533	(893)	-	-
Investment Earnings	2,034,710	4,067,574	5,854,162	4,884,104
Grants, Contributions and Revenues Not Restricted	13,500	-	-	749,858
Transfers	293,109	107,139	4,644,030	(965,961)
Total Business-type Activities	4,103,852	4,173,820	10,498,192	4,668,001
Total Primary Government	$ 80,269,998	$ 90,155,833	$ 101,799,364	$ 97,708,331
Change in Net Position				
Governmental Activities	$ (10,344,654)	$ (2,738,867)	$ 13,475,160	$ (22,201,502)
Business-type Activities	12,141,888	10,876,087	24,429,828	17,580,686
Total Primary Government	$ 1,797,234	$ 8,137,220	$ 37,904,988	$ (4,620,816)

CITY OF HIGH POINT, NORTH CAROLINA

Table II
Changes in Net Position
Last Ten Fiscal Years
(accrual basis of accounting)

2009	2010	2011	2012	2013	2014
$ (112,763,245)	$ (114,942,668)	$ (107,846,448)	$ (90,315,642)	$ (92,113,878)	$ (92,524,553)
(3,516,392)	5,180,554	9,407,272	9,212,146	13,687,045	3,767,384
$ (116,279,637)	$ (109,762,114)	$ (98,439,176)	$ (81,103,496)	$ (78,426,833)	$ (88,757,169)
$ 57,736,549	$ 57,834,033	$ 58,337,793	$ 61,296,936	$ 59,914,895	$ 61,232,282
16,145,569	14,651,486	14,998,029	16,671,040	16,982,409	17,476,958
16,211,091	16,442,105	16,161,178	16,795,265	17,068,078	16,232,481
12,223,430	447,961	-	251,912	299,973	194,779
2,217,246	639,747	415,424	489,126	86,991	329,076
1,315,288	1,008,074	878,692	898,163	798,032	573,806
105,849,173	91,023,406	90,791,116	96,402,442	95,150,378	96,039,382
(2,574,677)	-	-	35,851	-	19,809
4,114,648	1,654,727	848,398	964,868	63,534	562,866
-	-	-	-	-	-
(1,315,288)	(1,008,074)	(878,692)	(898,163)	(798,032)	(573,806)
224,683	646,653	(30,294)	102,556	(734,498)	8,869
$ 106,073,856	$ 91,670,059	$ 90,760,822	$ 96,504,998	$ 94,415,880	$ 96,048,251
$ (6,914,072)	$ (23,919,262)	$ (17,055,332)	$ 6,086,800	$ 3,036,500	$ 3,514,829
(3,291,709)	5,827,207	9,376,978	9,314,702	12,952,547	3,776,253
$ (10,205,781)	$ (18,092,055)	$ (7,678,354)	$ 15,401,502	$ 15,989,047	$ 7,291,082

(Concluded)

CITY OF HIGH POINT, NORTH CAROLINA

Table III
Fund Balances of Governmental Funds
Last Ten Fiscal Years
(modified accrual basis of accounting)

	2005	2006	2007	2008
General Fund				
Reserved for:				
State Statute	$ 4,450,833	$ 2,977,521	$ 3,015,032	$ 6,247,987
Prepaid Items	131,928	235,539	147,011	180,546
Encumbrances	2,098,653	1,584,105	635,689	2,046,045
Total Reserved, General Fund	6,681,414	4,797,165	3,797,732	8,474,578
Unreserved:				
Designated for Subsequent Year's Expenditures	4,999,246	4,128,876	4,495,500	5,045,855
Designated for Economic Development	420,043	580,568	903,937	1,220,766
Designated for Health Insurance	751,173	-	941,320	830,287
Designated for Market Authority	-	-	-	-
Undesignated	10,962,358	13,506,660	14,135,144	11,338,252
Total Unreserved, General Fund	17,132,820	18,216,104	20,475,901	18,435,160
Non Spendable:				
Prepaid Items	-	-	-	-
Total Non Spendable	-	-	-	-
Restricted:				
Stabilization by State Statute	-	-	-	-
Transportation	-	-	-	-
Benefits and Wellness	-	-	-	-
Total Restricted	-	-	-	-
Committed:				
Economic Development	-	-	-	-
Market Development	-	-	-	-
Benefits and Wellness	-	-	-	-
Total Committed	-	-	-	-
Assigned:				
Subsequent Years' Expenditures	-	-	-	-
General Government	-	-	-	-
Public Safety	-	-	-	-
Culture & Recreation	-	-	-	-
Planning/Community and Economic Development	-	-	-	-
Public Services and Transportation	-	-	-	-
Total Assigned	-	-	-	-
Unassigned	-	-	-	-
Total General Fund	$ 23,814,234	$ 23,013,269	$ 24,273,633	$ 26,909,738

CITY OF HIGH POINT, NORTH CAROLINA

Table III
Fund Balances of Governmental Funds
Last Ten Fiscal Years
(modified accrual basis of accounting)

2009	2010	2011	2012	2013	2014
$ 5,357,389	$ 5,839,275	$ -	$ -	$ -	$ -
9,279	34,430	-	-	-	-
323,987	471,425	-	-	-	-
5,690,655	6,345,130	-	-	-	-
4,569,934	3,584,710	-	-	-	-
1,172,916	1,676,963	-	-	-	-
217,085	-	-	-	-	-
7,828	7,828	-	-	-	-
9,361,330	9,923,268	-	-	-	-
15,329,093	15,192,769	-	-	-	-
-	-	37,518	31,778	19,801	19,659
-	-	37,518	31,778	19,801	19,659
-	-	6,586,905	7,846,711	7,358,975	7,879,820
-	-	358,736	494,796	412,796	498,562
-	-	60,000	-	-	-
-	-	7,005,641	8,341,507	7,771,771	8,378,382
-	-	1,806,212	2,148,511	2,052,361	2,127,599
-	-	10,303	10,303	15,303	-
-	-	-	193,048	199,439	745,254
-	-	1,816,515	2,351,862	2,267,103	2,872,853
-	-	3,175,202	5,166,175	2,954,786	4,202,575
-	-	58,403	148,426	533,903	243,403
-	-	8,076	5,980	4,259	12,751
-	-	406,357	398,397	428,593	479,232
-	-	170,763	124,059	293,609	107,873
-	-	806,457	1,145,187	563,438	563,483
-	-	4,625,258	6,988,224	4,778,588	5,609,317
-	-	12,891,892	13,274,662	13,111,350	13,314,164
$ 21,019,748	$ 21,537,899	$ 26,376,824	$ 30,988,033	$ 27,948,613	$ 30,194,375

(Continued)

CITY OF HIGH POINT, NORTH CAROLINA

Table III
Fund Balances of Governmental Funds
Last Ten Fiscal Years
(modified accrual basis of accounting)

	2005	2006	2007	2008
All Other Governmental Funds				
Reserved for:				
State Statute	$ -	$ -	$ -	$ 95,486
Prepaid Items	-	-	-	1,373
Encumbrances	-	-	-	12,474,300
Debt Service	3,373,898	7,769,551	11,352,774	14,424,138
Total Reserved, Other Governmental Funds	3,373,898	7,769,551	11,352,774	26,995,297
Unreserved reported in:				
Special Revenue funds	1,038,310	780,344	617,493	9,924
General Capital Projects Fund	4,899,332	20,339,011	16,718,372	17,432,876
Total Unreserved, Other Governmental Funds	5,937,642	21,119,355	17,335,865	17,442,800
Restricted:				
Stabilization by State Statute	-	-	-	-
Grant Programs	-	-	-	-
Debt Service	-	-	-	-
Capital Projects	-	-	-	-
Total Restricted	-	-	-	-
Committed:				
Capital Projects	-	-	-	-
Total Committed	-	-	-	-
Unassigned	-	-	-	-
Total Other Governmental Funds	$ 9,311,540	$ 28,888,906	$ 28,688,639	$ 44,438,097

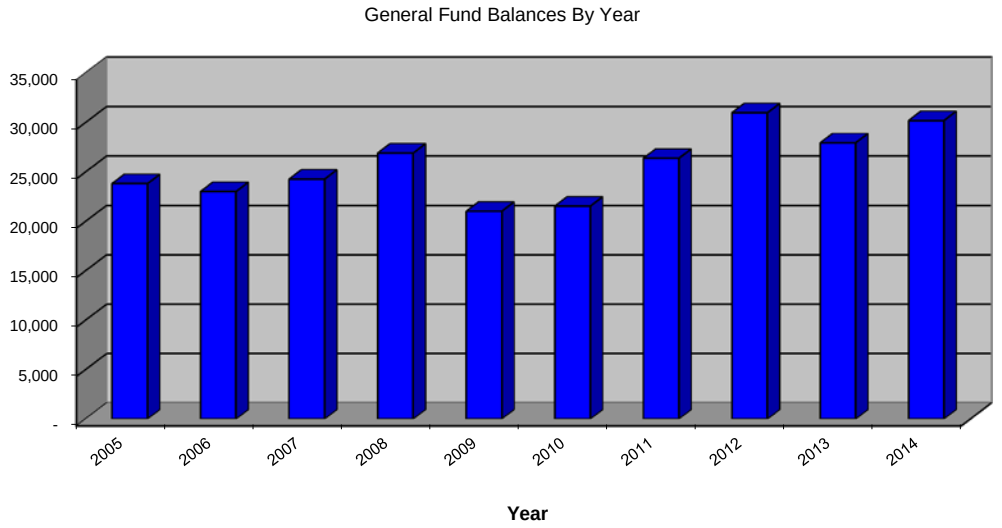

Note: The City implemented the new governmental funds presentation standard (GASB 54) in the fiscal year ended June 30, 2011. Presentations of prior years information have not been restated.

CITY OF HIGH POINT, NORTH CAROLINA

Table III
Fund Balances of Governmental Funds
Last Ten Fiscal Years
(modified accrual basis of accounting)

2009	2010	2011	2012	2013	2014
$ 544,758	$ 623,240	$ -	$ -	$ -	$ -
-	-	-	-	-	-
7,962,782	2,769,394	-	-	-	-
18,012,097	19,380,291	-	-	-	-
26,519,637	22,772,925	-	-	-	-
196,237	915,886	-	-	-	-
7,281,051	28,074,824	-	-	-	-
7,477,288	28,990,710	-	-	-	-
-	-	9,869,826	9,665,605	5,679,664	3,098,250
-	-	742,010	237,495	666,563	550,211
-	-	17,822,681	18,192,792	18,017,690	17,822,981
-	-	21,023,204	17,417,702	11,250,769	15,327,136
-	-	49,457,721	45,513,594	35,614,686	36,798,578
-	-	-	508,826	1,174,200	1,026,997
-	-	-	508,826	1,174,200	1,026,997
-	-	(1,971,929)	(17,135)	(708,936)	(856,334)
$ 33,996,925	$ 51,763,635	$ 47,485,792	$ 46,005,285	$ 36,079,950	$ 36,969,241

(Concluded)

CITY OF HIGH POINT, NORTH CAROLINA

Table IV
Changes in Fund Balances of Governmental Funds
Last Ten Fiscal Years
(modified accrual basis of accounting)

	2005	2006	2007	2008
Revenues:				
Taxes:				
Property	$ 44,189,414	$ 49,118,481	$ 52,224,666	$ 56,354,409
Sales and Use	14,818,161	15,601,714	17,643,440	17,868,296
Other	1,687,727	-	-	-
Total taxes	60,695,302	64,720,195	69,868,106	74,222,705
Intergovernmental	16,481,501	21,403,252	20,463,981	17,564,267
Licenses and Permits	4,629,749	5,228,772	5,273,785	4,698,780
Charges for Services	4,238,495	3,948,282	5,419,120	3,737,495
Interest on Investments	1,279,438	1,952,292	3,311,890	2,747,586
Sale of capital assets	-	-	-	-
Administrative reimbursements	4,994,829	-	4,675,886	5,241,535
Miscellaneous	2,267,217	7,141,083	1,426,585	1,924,809
Total Revenues	94,586,531	104,393,876	110,439,353	110,137,177
Expenditures:				
General Government	14,939,812	16,579,056	17,825,166	19,152,376
Public Safety	39,715,207	35,973,681	37,055,281	40,613,195
Public Services Transportation	-	-	-	-
Public and Environmental Services	19,375,819	28,173,499	27,431,443	22,590,322
Planning/Community and Economic Development	6,501,035	6,571,347	6,277,388	6,168,025
Culture and Recreation	14,355,284	15,050,819	18,034,136	22,854,852
Debt Service:				
Principal	3,709,888	4,088,867	4,832,681	5,699,341
Interest	1,935,965	1,914,228	2,450,127	2,906,770
Total Expenditures	100,533,010	108,351,497	113,906,222	119,984,881
Excess (deficiency) of revenues over (under) expenditures	(5,946,479)	(3,957,621)	(3,466,869)	(9,847,704)
Other Financing Sources (Uses):				
Installment purchase proceeds	-	194,724	4,275,196	900,000
Transfers in	7,510,242	7,785,838	8,680,484	11,389,272
Transfers in related to payments in lieu of taxes	-	-	-	-
Transfers out	(7,784,315)	(7,873,941)	(8,428,714)	(10,396,005)
General obligation bonds	-	40,119,472	-	26,340,000
Bond Premium	-	-	-	-
Refunded bonds payment to trustee	-	-	-	-
Gain (loss) on extinguishment of debt	-	-	-	-
Refunding bonds issued	-	(17,474,472)	-	-
Total other financing sources (uses)	(274,073)	22,751,621	4,526,966	28,233,267
Net change in fund balances	$ (6,220,552)	$ 18,794,000	$ 1,060,097	$ 18,385,563
Debt service as a percentage of non-capital expenditures	6.11%	6.47%	7.36%	7.95%

CITY OF HIGH POINT, NORTH CAROLINA

Table IV
Changes in Fund Balances of Governmental Funds
Last Ten Fiscal Years
(modified accrual basis of accounting)

2009	2010	2011	2012	2013	2014
$ 57,482,897	$ 57,973,152	$ 58,146,211	$ 61,001,315	$ 59,811,095	$ 61,607,105
16,145,569	13,099,712	13,356,891	14,930,500	15,185,120	15,554,105
-	1,551,774	1,642,302	1,740,540	1,797,289	1,922,853
73,628,466	72,624,638	73,145,404	77,672,355	76,793,504	79,084,063
17,600,326	24,554,069	25,749,928	19,467,469	19,867,064	18,936,581
3,958,060	3,546,529	3,610,064	3,432,136	3,492,409	3,728,062
3,747,617	4,158,266	4,564,077	4,563,760	4,636,533	6,778,018
2,217,246	639,747	415,424	489,126	86,991	329,076
-	-	-	37,752	16,941	2,863
5,947,671	6,009,954	5,817,869	5,960,534	6,232,720	6,999,261
769,480	1,575,409	1,008,032	1,011,829	1,550,614	1,303,358
107,868,866	113,108,612	114,310,798	112,634,961	112,676,776	117,161,282
19,558,213	16,953,597	15,360,012	14,979,376	15,551,120	15,632,281
41,014,518	41,856,008	41,942,128	43,019,604	44,632,915	45,525,308
-	-	-	-	19,883,261	15,503,251
23,998,005	22,144,426	17,674,426	20,704,623	5,814,386	6,235,195
7,602,039	10,798,108	10,885,099	9,133,261	10,717,405	10,177,354
25,040,770	20,049,626	18,348,122	18,917,317	19,230,604	18,653,916
5,799,619	6,163,263	7,230,454	7,242,872	7,189,429	7,347,136
3,429,758	3,534,189	4,019,972	3,859,447	3,452,249	3,509,474
126,442,922	121,499,217	115,460,213	117,856,500	126,471,369	122,583,915
(18,574,056)	(8,390,605)	(1,149,415)	(5,221,539)	(13,794,593)	(5,422,633)
900,000	5,500,000	-	1,375,000	-	1,500,000
11,014,282	10,959,880	9,845,423	8,846,884	7,792,511	7,996,476
783,564	820,000	820,000	785,500	811,435	805,173
(10,454,952)	(9,744,200)	(8,954,926)	(8,702,415)	(7,774,108)	(8,196,037)
-	18,930,000	-	5,785,000	-	6,115,000
-	209,786	-	262,272	-	1,224,202
-	-	-	-	-	(15,312,845)
-	-	-	-	-	(92,192)
-	-	-	-	-	14,517,909
2,242,894	26,675,466	1,710,497	8,352,241	829,838	8,557,686
$ (16,331,162)	$ 18,284,861	$ 561,082	$ 3,130,702	$ (12,964,755)	$ 3,135,053
8.42%	8.87%	10.43%	10.22%	9.28%	9.30%

CITY OF HIGH POINT, NORTH CAROLINA

Table V
Assessed Value and Estimated Actual Value of Taxable Property
Last Ten Fiscal Years

Fiscal Year	Real Property (3) Residential Property (4)	Commercial Property (4)	Industrial Property (4)	Total	Personal Property
2005	$ 3,437,991,396	$ 2,467,140,893	$ 961,955,850	$ 6,867,088,139	$ 1,353,571,796
2006	3,481,796,314	2,491,980,410	942,275,410	6,916,052,134	1,372,316,382
2007	3,615,085,429	2,530,768,578	942,311,760	7,088,165,767	1,409,442,958
2008	3,778,859,150	2,729,035,922	994,596,450	7,502,491,522	1,441,055,968
2009	4,231,853,123	2,408,171,911	1,005,788,880	7,645,813,914	1,452,697,393
2010	4,279,155,000	2,483,747,575	1,008,165,180	7,771,067,755	1,417,186,050
2011	-	-	-	7,682,834,650	1,402,419,615
2012	-	-	-	7,655,916,694	1,455,701,042
2013	4,300,290,483	1,949,336,323	987,346,355	7,236,973,161	1,501,465,603
2014	4,315,429,943	2,149,860,980	969,318,600	7,434,609,523	1,489,840,190

Sources: Annual County Report of Valuation and Property Tax Levies (NC Department of Revenue) and Guilford, Davidson and Randolph County Tax Departments

Notes:

(1) Public service companies valuations are provided to the County by the NC Dept. of Revenue. These amounts include both real and personal property.

(2) The estimated market value is calculated by dividing the assessed value by an assessment-to-sales ratio determined by the NC Dept. of Revenue. The ratio is based on actual property sales which took place during the fiscal year.

(3) Property in Guilford County is reassessed every eight years. The last reassessment was on January 1, 2012.

(4) The breakdown of real property (residential, commercial, industrial) was not available from counties during 2011 & 2012.

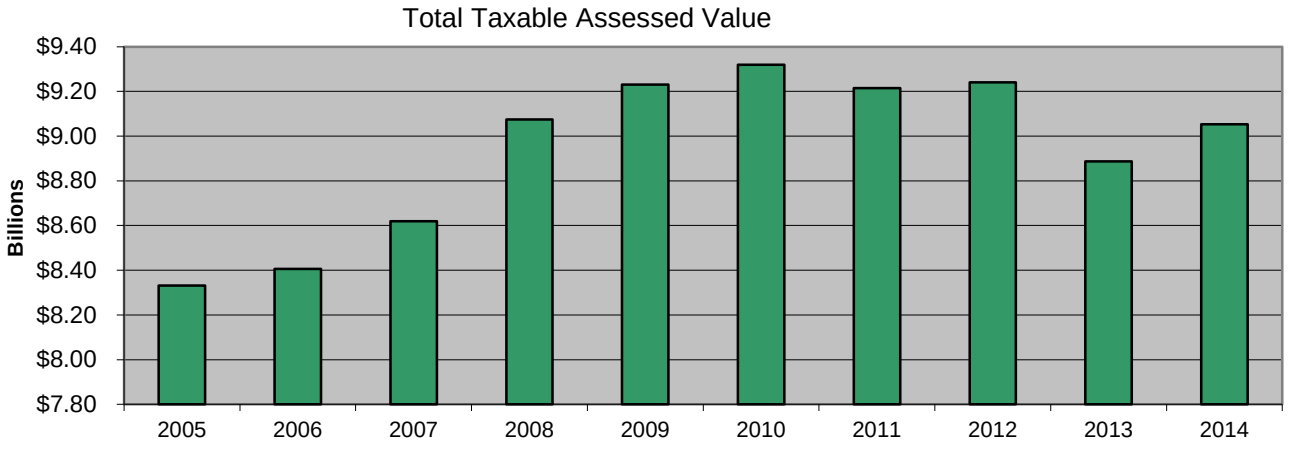

CITY OF HIGH POINT, NORTH CAROLINA

Table V
Assessed Value and Estimated Actual Value of Taxable Property
Last Ten Fiscal Years

Public Service Companies (1)	Total Taxable Assessed Value	Total Direct Tax Rate	Estimated Actual Taxable Value (2)
$ 111,464,661	$ 8,332,124,596	0.540	$ 10,337,623,568
117,923,262	8,406,291,778	0.593	8,461,290,164
122,178,728	8,619,787,453	0.608	8,734,205,546
131,332,066	9,074,879,556	0.633	9,441,198,040
131,984,351	9,230,495,658	0.633	10,076,960,325
131,456,290	9,319,710,095	0.633	10,235,815,590
129,766,404	9,215,020,669	0.633	9,697,980,077
129,074,157	9,240,691,893	0.662	8,909,267,155
148,989,146	8,887,427,910	0.675	8,944,673,822
128,387,727	9,052,837,440	0.675	9,111,148,792

CITY OF HIGH POINT, NORTH CAROLINA

Table VI
Direct and Overlapping Property Tax Rates
Last Ten Fiscal Years

	2005	2006	2007	2008	2009	2010	2011	2012	2013	2014
Guilford County [1]	$ 0.5600	$ 0.6100	$ 0.6615	$ 0.6914	$ 0.7374	$ 0.7374	$ 0.7374	$ 0.7824	$ 0.7804	$ 0.7700
High Point City										
Operating rate	0.5400	0.5590	0.5740	0.5990	0.5990	0.5990	0.5990	0.6280	0.6397	0.6410
Debt service rate	-	0.0340	0.0340	0.0340	0.0340	0.0340	0.0340	0.0340	0.0353	0.0340
Total High Point City	0.5400	0.5930	0.6080	0.6330	0.6330	0.6330	0.6330	0.6620	0.6750	0.6750
Total direct & overlapping rates	$ 1.1000	$ 1.2030	$ 1.2695	$ 1.3244	$ 1.3704	$ 1.3704	$ 1.3704	$ 1.4444	$ 1.4554	$ 1.4450

[1] Source: Guilford County Tax Department. The County does not dilineate components of the tax levy but adopts total rate as operating.

Notes: Overlapping rates are those of local and county governments that apply to property owners within the City of High Point.
Real property was revalued on January 1, 2012.

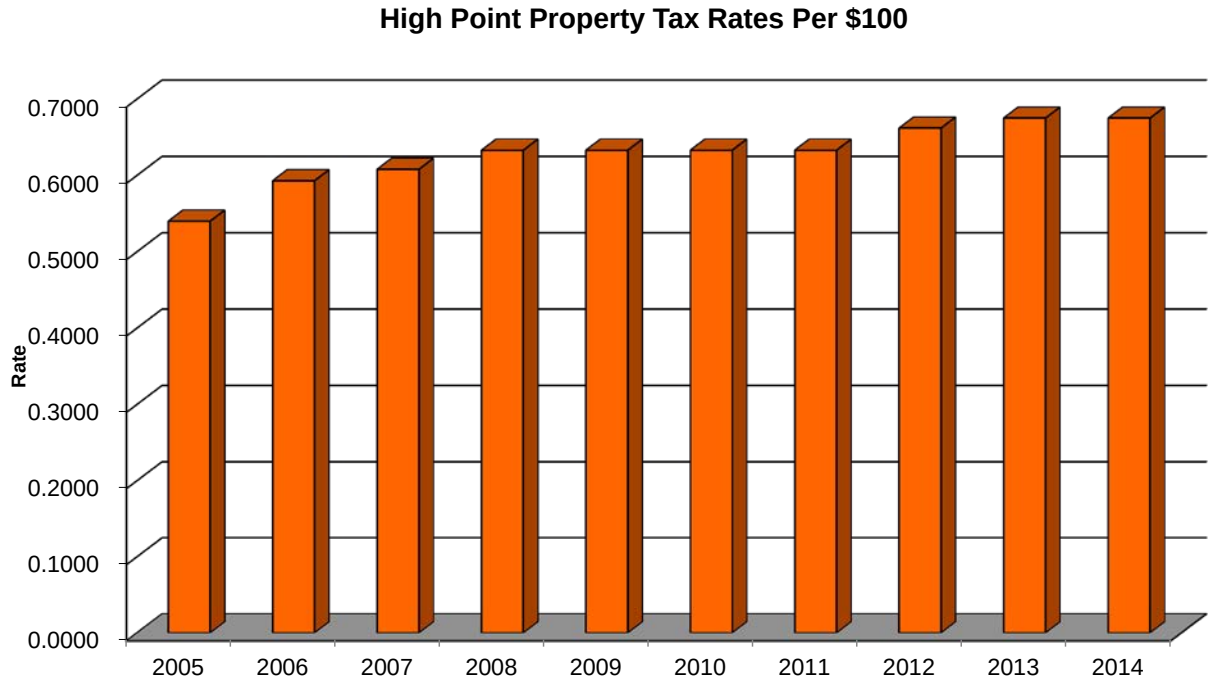

CITY OF HIGH POINT, NORTH CAROLINA

Table VII
Principal Property Tax Payers
Fiscal Years Ended June 30, 2014 and June 30, 2005

		Fiscal Year 2014			Fiscal Year 2005		
Taxpayer	**Type of Business**	**Assessed Valuation**	**Rank**	**Percentage of Total Assessed Valuation**	**Assessed Valuation**	**Rank**	**Percentage of Total Assessed Valuation**
International Home Furnishings Center (IHFC)	Showroom Rental	$ 150,855,722	1	1.67%	$ 193,565,060	1	2.32%
Polo Ralph Lauren Corp.	Clothing	99,655,588	2	1.10%	47,300,033	9	0.57%
Market Square AC I-VI LLC	Real Estate	95,854,035	3	1.06%	129,081,900	2	1.55%
North State Communications	Communications	57,742,655	4	0.64%	62,107,162	4	0.75%
Showplace AC I-VI LLC	Showroom Rental	57,468,488	5	0.63%	53,333,263	7	0.64%
Liberty Property LTD Partnership	Real Estate	53,224,000	6	0.59%	118,405,843	3	1.42%
LSOP NC LLC	Real Estate	45,391,700	7	0.50%	-	-	-
Wal-Mart	Retail	43,624,997	8	0.48%	-	-	-
Triad Laboratory Alliance LLC	Research & Development Labs	43,476,820	9	0.48%	-	-	-
Thomas Built Buses, Inc.	Bus Bodies	42,962,880	10	0.47%	58,241,289	5	0.70%
Tyco Electronics (formerly RFMicro, formerly AMP Inc.)	Electrical Parts	-	-	-	47,603,102	8	0.57%
High Point Development Ltd. Partnership	Real Estate	-	-	-	56,959,985	6	0.68%
First State Investors 3500 LLC	Finance/Customer Service	-	-	-	42,428,500	10	0.51%
Totals		$ 690,256,885		7.62%	$ 809,026,137		9.71%

Source: Guilford County Tax Department

CITY OF HIGH POINT, NORTH CAROLINA

Table VIII
Property Tax Levies and Collections
Last Ten Fiscal Years

Fiscal Year	Total Tax Levy	Collected within the Fiscal Year of the Levy		Collections in Subsequent Years	Total Collections to Date	
		Amount	Percentage of Levy		Amount	Percentage of Levy
2005	$ 45,007,822	$ 44,189,414	98.18%	$ 700,738	$ 44,890,152	99.74%
2006	49,728,477	48,961,461	98.46%	635,428	49,596,889	99.74%
2007	52,426,916	51,598,122	98.42%	695,981	52,294,103	99.75%
2008	57,726,974	56,595,208	98.04%	944,770	57,539,978	99.68%
2009	58,805,839	57,501,339	97.78%	1,096,924	58,598,263	99.65%
2010	59,398,063	57,985,102	97.62%	1,174,951	59,160,053	99.60%
2011	58,762,018	57,169,238	97.29%	1,281,230	58,450,468	99.47%
2012	61,481,406	59,769,314	97.22%	1,204,119	60,973,433	99.17%
2013	60,356,131	58,559,431	97.02%	1,065,690	59,625,121	98.79%
2014	61,501,088	60,320,711	98.08%	-	60,320,711	98.08%

Source: Guilford, Randolph, Davidson and Forsyth County Tax Departments

CITY OF HIGH POINT, NORTH CAROLINA

Table IX
Principal Water Customers
Fiscal Years Ended June 30, 2014 and June 30, 2005

	Fiscal Year 2014			Fiscal Year 2005		
Water Customer	**Water Charges**	**Rank**	**Percentage Water Charges**	**Water Charges**	**Rank**	**Percentage Water Charges**
High Point University	$ 434,153	1	2.66%	$ -	-	-
High Point Housing Authority	246,381	2	1.51%	194,096	3	1.73%
Slane Hosiery Mill	205,614	3	1.26%	-	-	-
KAO Specialties Americas, LLC	190,249	4	1.17%	161,820	4	1.44%
High Point Regional Health Systems	163,273	5	1.00%	145,459	5	1.29%
Hunter Jersey Farms	147,773	6	0.91%	89,287	8	0.79%
Town of Jamestown	136,449	7	0.84%	236,980	2	2.11%
Banner Pharmacaps, Inc.	102,045	8	0.63%	73,304	9	0.65%
Dairy Fresh, LLC	97,260	9	0.60%	-	-	-
Crowne at James Landing	90,556	10	0.56%	-	-	-
City of Archdale	-	-	-	262,733	1	2.34%
Thomas Built Buses, Inc.	-	-	-	104,329	6	0.93%
Superbrand Dairy	-	-	-	91,172	7	0.81%
Liberty Property LTD	-	-	-	68,303	10	0.61%
Totals	$ 1,813,753		11.14%	$ 1,427,483		12.70%

Source: City of High Point Water and Sewer Department

CITY OF HIGH POINT, NORTH CAROLINA

Table X
Principal Sewer Customers
Fiscal Years Ended June 30, 2014 and June 30, 2005

	Fiscal Year 2014			Fiscal Year 2005		
Sewer Customer	**Sewer Charges**	**Rank**	**Percentage Sewer Charges**	**Sewer Charges**	**Rank**	**Percentage Sewer Charges**
Town of Jamestown	$ 636,300	1	2.30%	$ -	-	-
Dairy Fresh, LLC	590,826	2	2.14%	-	-	-
Hunter Jersey Farms	558,980	3	2.02%	150,633	6	0.76%
High Point University	457,846	4	1.66%	-	-	-
Slane Hosiery Mill	443,379	5	1.60%	86,547	9	0.43%
High Point Housing Authority	418,877	6	1.52%	339,324	1	1.70%
KAO Specialties Americas, LLC	322,334	7	1.17%	314,109	2	1.58%
Banner Pharmacaps, Inc.	266,183	8	0.96%	111,444	8	0.56%
High Point Regional Health Systems	204,160	9	0.74%	227,269	3	1.14%
Crowne at James Landing	156,372	10	0.57%	-	-	-
Thomas Built Buses, Inc.	-	-	-	213,248	4	1.07%
Superbrand Dairy	-	-	-	174,791	5	0.88%
International Home Furnishings Center (IHFC)	-	-	-	117,408	7	0.59%
Harris and Covington Hosiery	-	-	-	81,425	10	0.41%
Totals	$ 4,055,257		14.68%	$ 1,816,198		9.12%

Source: City of High Point Water and Sewer Department

CITY OF HIGH POINT, NORTH CAROLINA

Table XI
Principal Electric Customers
Fiscal Years Ended June 30, 2014 and June 30, 2005

	Fiscal Year 2014			Fiscal Year 2005		
Taxpayer	**Electric Charges**	**Rank**	**Percentage of Total Electric Charges**	**Electric Charges**	**Rank**	**Percentage of Total Electric Charges**
High Point University	$ 3,258,350	1	2.59%	$ 571,054	10	0.66%
International Home Furnishings Center (IHFC)	3,125,780	2	2.48%	2,018,520	1	2.34%
High Point Regional Hospital	2,429,031	3	1.93%	1,380,306	2	1.60%
Market Square	1,797,167	4	1.43%	-	-	-
KAO Specialties Americas, LLC	1,527,825	5	1.21%	1,029,237	3	1.19%
HPC Mab WS Disposal	1,390,330	6	1.10%	806,229	5	0.93%
Banner Pharmacaps, Inc	1,318,175	7	1.05%	892,263	4	1.03%
High Point Housing Authority	1,120,255	8	0.89%	785,017	6	0.91%
Thomas Built Buses, Inc.	952,184	9	0.76%	767,964	7	0.89%
North State Communications	841,836	10	0.67%	-	-	-
High Point Ltd. Development Partnership	-	-	-	630,675	8	0.73%
Merchandise Mart Properties Inc	-	-	-	630,675	9	0.73%
Totals	$ 17,760,933		14.11%	$ 9,511,940		11.01%

Source: City of High Point Electric Department

CITY OF HIGH POINT, NORTH CAROLINA

TABLE XII
Schedule of Water and Sewer, and Electric Operating Revenues
Last Ten Fiscal Years

Water and Sewer	**2005**	**2006**	**2007**	**2008**
Sales - Sewer	$ 17,894,044	$ 19,088,863	$ 19,883,533	$ 21,350,473
Sales - Water	10,599,458	11,781,595	12,136,279	13,369,707
City Sales - Sewer	358,524	340,956	411,721	122,919
City Sales - Water	94,144	87,567	105,875	465,626
Wastewater - Archdale	373,287	342,985	396,530	295,071
Wastewater - Jamestown	423,764	463,209	532,514	521,978
Wastewater - Greensboro	782,571	322,207	210,892	368,844
Wastewater - Sedgefield	65,033	40,749	48,791	103,065
Davidson County	-	-	-	-
Other	564,673	1,359,002	1,663,754	581,327
Total	$ 31,155,498	$ 33,827,133	$ 35,389,889	$ 37,179,010

Electric				
Residential	$ 32,058,229	$ 33,779,198	$ 35,358,605	$ 39,080,218
Industrial	8,410,064	9,044,046	9,455,323	11,294,014
Commercial	37,640,817	39,187,841	40,930,200	43,574,982
City	3,189,477	3,289,930	3,330,363	3,517,806
Street Lighting	1,390,427	1,456,755	1,528,075	1,586,740
Private Lighting	1,135,956	1,170,112	1,266,127	1,469,432
Other	2,431,952	1,722,284	6,087,897	1,282,923
Total	$ 86,256,922	$ 89,650,166	$ 97,956,590	$ 101,806,115

Water and Sewer Revenues By Year

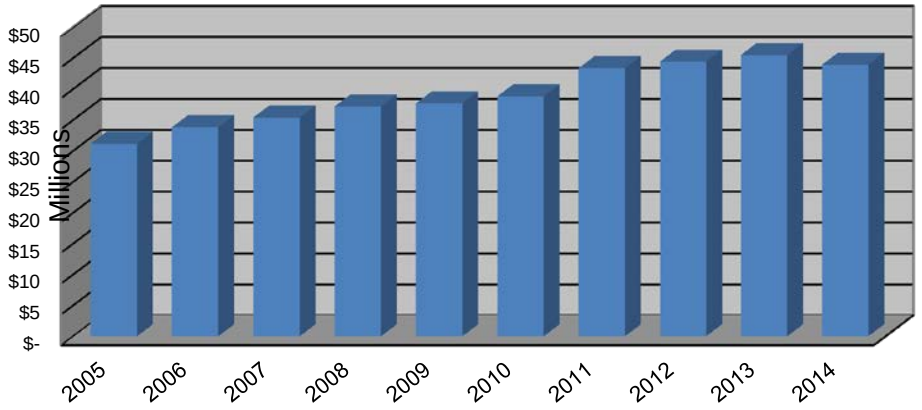

CITY OF HIGH POINT, NORTH CAROLINA

TABLE XII
Schedule of Water and Sewer, and Electric Operating Revenues
Last Ten Fiscal Years

2009	2010	2011	2012	2013	2014
$ 21,775,255	$ 22,303,779	$ 24,379,005	$ 25,061,926	$ 25,865,952	$ 25,105,930
13,680,617	13,948,264	15,353,517	15,651,242	16,089,213	15,710,758
196,451	191,502	193,330	184,153	182,279	179,580
492,514	492,164	593,654	581,959	503,458	281,268
375,932	395,811	414,047	418,892	474,606	519,136
422,065	488,976	548,496	546,968	654,662	693,862
309,401	394,195	433,517	399,605	466,784	455,526
55,376	106,613	107,821	50,741	73,794	80,631
-	-	223,736	256,893	275,578	290,617
374,794	494,245	1,118,923	1,262,362	921,519	619,543
$ 37,682,405	$ 38,815,549	$ 43,366,046	$ 44,414,741	$ 45,507,845	$ 43,936,851

$ 39,100,769	$ 40,217,026	$ 44,666,603	$ 43,361,313	$ 45,364,572	$ 48,148,458
10,595,656	10,927,253	11,931,773	12,569,847	15,332,140	15,189,126
42,584,819	44,158,424	47,595,194	47,573,774	54,568,671	51,694,482
3,624,070	3,971,356	4,216,150	4,135,521	4,442,319	4,735,894
1,614,486	1,798,946	1,900,714	2,010,148	2,079,650	2,211,708
1,599,987	1,731,997	1,935,588	2,037,561	2,319,342	2,468,486
1,395,466	1,189,623	876,338	1,230,113	485,801	1,563,746
$ 100,515,253	$ 103,994,625	$ 113,122,360	$ 112,918,277	$ 124,592,495	$ 126,011,900

Electric Revenues by Year

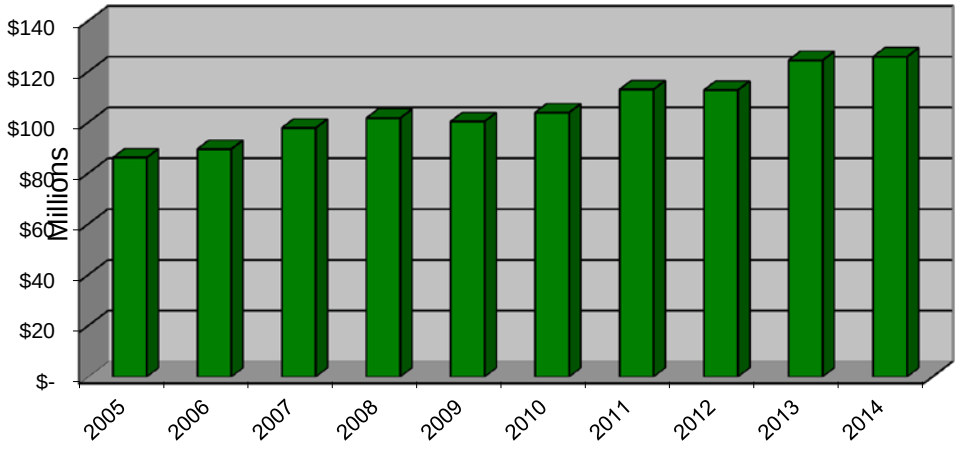

CITY OF HIGH POINT, NORTH CAROLINA

Table XIII
Ratios of Outstanding Debt by Type
Last Ten Fiscal Years

	Governmental Activities		Business-type Activities						
Fiscal Year	**General Obligation Bonds**	**Installment Purchases**	**General Obligation Bonds**	**Revenue Bonds**	**Notes and Loans**	**Installment Purchases**	**Total Primary Government**	**Per Capita**	**Percentage of Personal Income**
2005	$ 30,028,059	$ 10,134,549	$ 66,535,967	$ 42,031,741	$ 19,651,413	-	$ 168,381,729	1,804	6.29%
2006	48,985,977	9,472,769	68,676,830	71,755,000	18,083,705	-	216,974,281	2,296	7.00%
2007	45,146,756	12,644,706	64,253,244	71,755,000	16,531,087	-	210,330,793	2,171	6.78%
2008	67,850,458	11,375,261	64,899,543	112,515,000	15,043,867	-	271,684,129	2,758	8.16%
2009	64,110,875	10,091,895	60,214,129	110,730,000	13,540,992	-	258,687,891	2,575	7.62%
2010	79,326,635	13,008,542	58,678,364	132,100,000	12,149,885	-	295,263,426	2,890	8.16%
2011	75,192,672	9,786,789	54,132,325	129,445,000	10,787,112	-	279,343,898	2,639	7.55%
2012	76,614,425	8,582,564	49,195,572	127,120,000	10,012,845	-	271,525,406	2,534	6.90%
2013	72,071,112	5,663,133	44,563,896	123,350,000	8,609,362	-	254,257,503	2,348	6.18%
2014	73,820,095	4,214,505	40,639,911	157,385,000	7,303,647	-	283,363,158	2,593	6.64%

Notes: Details regarding the City's outstanding debt can be found in the notes to the financial statements.
See Table XVIII for personal income and population data.
These ratios are calculated using personal income and population data for the prior calendar year.
These amounts are presented as gross amounts and do not include premiums/discounts which are shown net of debt in the notes and financial statements.

CITY OF HIGH POINT, NORTH CAROLINA

Table XIV
Ratios of Net General Bonded Debt Outstanding
Last Ten Fiscal Years

	General Bonded Debt Outstanding					
Fiscal Year	**General Obligation Bonds**	**Less: Amounts Restricted to Repaying Principal**	**Total**	**Percentage of Personal Income**	**Percentage of Actual Taxable Value of Property**	**Per Capita**
2005	$ 96,564,026	$ 3,373,898	$ 93,190,128	3.48%	1.12%	998
2006	117,662,807	7,769,552	109,893,255	3.55%	1.31%	1,163
2007	109,400,000	11,352,774	98,047,226	3.16%	1.14%	1,012
2008	132,750,001	14,731,541	118,018,460	3.54%	1.30%	1,198
2009	124,325,004	18,106,808	106,218,196	3.13%	1.15%	1,058
2010	138,004,999	19,576,743	118,428,256	3.27%	1.27%	1,159
2011	129,324,997	17,822,826	111,502,171	3.01%	1.21%	1,053
2012	125,809,997	18,315,597	107,494,400	2.73%	1.16%	1,003
2013	116,635,008	18,018,990	98,616,018	2.40%	1.11%	911
2014	114,460,006	17,837,607	96,622,399	2.27%	1.07%	884

Notes: Details regarding the City's outstanding debt can be found in the notes to the Financial Statements.
See Table XVIII for personal income and population data. These ratios are calculated using personal income and population data for the prior calendar year.
See Table V for property value data.
These amounts are presented as gross amounts and do not include premiums/discounts which are shown net of debt in the notes and financial statements.

CITY OF HIGH POINT, NORTH CAROLINA

Table XV
Legal Debt Margin Information
Last Ten Fiscal Years
(dollars in thousands)

	Fiscal Year			
	2005	**2006**	**2007**	**2008**
Assessed Value of Property	$ 8,332,125	$ 8,406,292	$8,619,787	$ 9,074,880
Debt Limit, 8% of Assessed Value (Statutory Limitation)	666,570	672,503	689,583	725,990
Amount of Debt Applicable to Limit				
Gross debt	168,382	216,974	210,331	271,684
Less: Amount available for repayment of general obligation bonds	3,374	7,770	11,353	14,732
Debt outstanding for water and sewer purposes	86,187	89,536	78,123	72,648
Revenue bonds	42,032	71,755	71,755	112,515
Total net debt applicable to limit	36,789	47,913	49,100	71,789
Legal Debt Margin Available	$ 629,781	$ 624,590	$ 640,483	$ 654,201
Total net debt applicable to the limit as a percentage of debt limit	5.52%	7.12%	7.12%	9.89%

Note: NC Statute GS159-55 limits the city's outstanding debt to 8% of the appraised value of property subject to taxation. The following deductions are made from gross debt to arrive at net debt applicable to the limit: Money held for payment of principal; debt incurred for water, sewer, gas, or electric power purchases; uncollected special assessments, funding and refunding bonds not yet issued; and revenue bonds. The legal debt margin is the difference between the debt limit and the City's net debt outstanding applicable to the limit, and represents the county's legal borrowing authority.

Note: Debt is presented as gross and does not include bond premiums/discounts.

CITY OF HIGH POINT, NORTH CAROLINA

Table XV
Legal Debt Margin Information
Last Ten Fiscal Years
(dollars in thousands)

Fiscal Year					
2009	**2010**	**2011**	**2012**	**2013**	**2014**
$ 9,230,496	$ 9,319,710	$ 9,215,021	$ 9,240,692	$ 8,887,428	$ 9,052,837
738,440	745,577	737,202	739,255	710,994	724,227
258,688	295,263	279,344	271,525	254,258	283,363
18,107	19,577	17,823	18,316	18,019	17,838
62,611	56,819	51,234	45,976	40,283	35,503
110,730	132,100	129,445	127,120	123,350	157,385
67,240	86,767	80,842	80,113	72,606	72,637
$ 671,200	$ 658,810	$ 656,360	$ 659,142	$ 638,388	$ 651,590
9.11%	11.64%	10.97%	10.84%	10.21%	10.03%

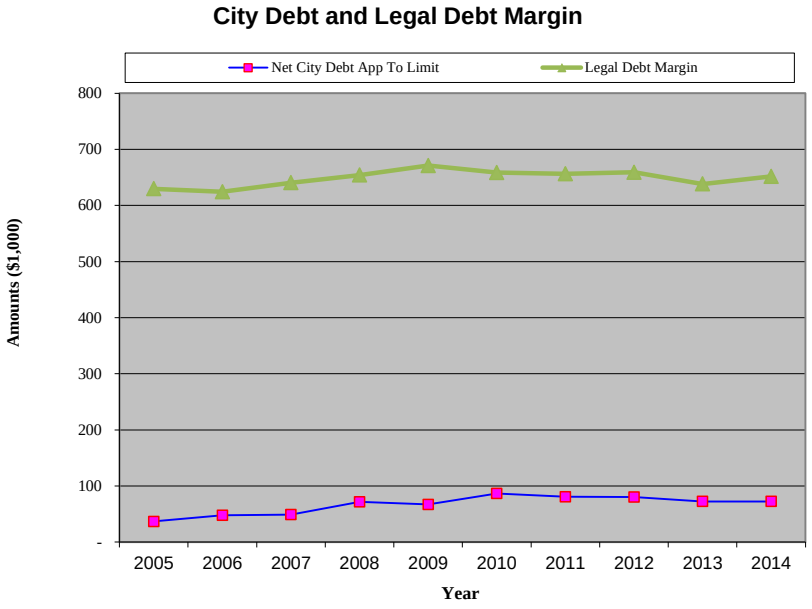

CITY OF HIGH POINT, NORTH CAROLINA

Table XVI
Direct and Overlapping Debt
As of June 30, 2014

Name of Governmental Unit	Net Debt Outstanding	Percentage Applicable To This Governmental Unit	City of High Point's Share of Debt
City of High Point	$ 78,034,600	100.0%	$ 78,034,600
Guilford County	791,864,697	19.8%	156,789,210
Total direct and overlapping debt			$ 234,823,810

Sources: Guilford County debt outstanding data provided by Guilford County. Assessed value data used to estimate applicable percentage provided by Guilford County Tax Department.

Notes: Overlapping governments are those that coincide, at least in part, with the geographic boundaries of the city. This schedule estimates the portion of outstanding debt of those overlapping governments that is borne by the residents of the City of High Point. This process recognizes that, when considering the government's ability to issue and repay long-term debt, the entire debt burden borne by residents and businesses should be taken into account. However, this does not imply that every taxpayer is a resident, and therefore responsible for repaying the debt of each overlapping government.

CITY OF HIGH POINT, NORTH CAROLINA

Table XVII
Water and Sewer Revenue Bond Coverage
Last Nine Fiscal Years

Fiscal Year	Prior Year Unrestricted Net Position[1]	Operating Revenues[2]	Operating Expenses[3]	Income Available for Debt Service	Parity Debt Service Requirement	Total Debt Service Requirement	Coverage on Parity Debt Including 15% Unrestricted Net Position[4]	Coverage on Total Debt Excluding 15% Unrestricted Net Position[5]
2006	$ 28,228,707	$ 33,827,123	$ 18,012,032	$ 15,815,091	$ 185,416	$ 9,427,029	108.13	1.68
2007	30,546,367	35,382,138	18,624,610	16,757,528	1,090,826	10,831,332	19.56	1.55
2008	34,294,452	37,179,010	19,648,734	17,530,276	3,645,100	11,456,100	6.22	1.53
2009	36,591,363	37,682,405	16,586,647	21,095,758	5,075,153	13,476,755	5.24	1.57
2010	28,706,627	38,815,549	17,431,703	21,383,846	6,979,722	15,042,457	3.68	1.42
2011	32,203,114	43,366,046	19,237,092	24,128,954	8,742,498	15,638,679	3.31	1.54
2012	38,814,116	44,414,741	18,493,021	25,921,720	8,907,951	16,723,587	3.56	1.55
2013	44,956,670	45,507,845	19,046,882	26,460,963	9,343,666	16,720,685	3.55	1.58
2014	29,062,125	43,936,851	20,386,312	23,550,539	9,245,021	16,069,628	3.02	1.47

Notes: The City issued water and sewer revenue bonds in the amount of $40,375,000 dated October 2004, $31,380,000 dated June 2006, $41,745,000 dated June 2008, $23,210,000 dated June 2010, and $37,640,000 dated May 2014

The City issued water and sewer revenue refunding bonds in the amount of $32,125,000 dated June 2012

[1] From the Comprehensive Annual Financial Report for the prior fiscal year.

[2] From the current combined financial statements.

[3] Operating Expenses exclude depreciation, bond interest and accrued expenses for post-employment benefits.

[4] Most restrictive required coverage is 1.20

[5] Most restrictive required coverage is 1.00

CITY OF HIGH POINT, NORTH CAROLINA

Table XVIII
Demographic and Economic Statistics
Last Ten Fiscal Years

Year	Population (1)	Personal Income (thousands of dollars) (2)	Per Capita Personal Income	Public School Enrollment (3)	Unemployment Rate (4)	Number of Building Inspections Performed (5)
2005	93,352	$ 2,675,333	$ 29,456	14,523	5.90%	10,426
2006	94,500	3,098,088	32,234	14,609	5.00%	12,633
2007	96,867	3,100,000	35,152	14,860	4.70%	13,587
2008	98,490	3,330,636	33,817	15,026	5.00%	9,302
2009	100,442	3,393,232	33,783	13,492	9.46%	8,548
2010	102,161	3,617,010	35,405	13,596	11.76%	8,308
2011	105,843	3,699,001	34,948	13,747	9.88%	7,619
2012	107,157	3,937,805	36,748	14,516	10.13%	8,191
2013	108,285	4,113,747	37,990	14,696	9.29%	9,864
2014	109,270	4,265,573	39,037	14,575	6.98%	11,090

Source:
(1) Population provided by the NC State Data Center. Estimates are as of beginning of fiscal year.
(2) Personal income and per capita income provided by Bureau of Economic Analysis, U. S. Department of Commerce. Figures are for the prior calendar year.
(3) Public school enrollment provided by NC Department of Public Instruction, First Month Average Daily Membership.
(4) Unemployment rate provided by the NC Employment Security Commission, annual average for prior calendar year.
(5) Building inspections data provided by the City of High Point Inspections Department.

CITY OF HIGH POINT, NORTH CAROLINA

Table XIX
Principal Employers
Current Year and Nine Years Ago

	2014			2005		
Employer	**Employees**	**Rank**	**Percentage of Total County Employment [1]**	**Employees**	**Rank**	**Percentage of Total County Employment [1]**
Ralph Lauren Corporation[2]	2,369	1	1.01%	920	8	0.40%
Bank of America[2]	2,283	2	0.97%	1,550	4	0.67%
High Point Regional Health System[2]	1,822	3	0.78%	1,825	1	0.79%
Guilford County Schools[2]	1,696	4	0.72%	1,683	2	0.73%
City of High Point	1,344	5	0.57%	1,368	5	0.59%
Thomas Built Buses/Daimler Trucks	1,338	6	0.57%	1,614	3	0.70%
Cornerstone Healthcare[2]	1,245	7	0.53%	-	-	-
High Point University	1,128	8	0.48%	-	-	-
NCO Group/APAC Customer Service	865	9	0.37%	994	6	0.43%
Solstas Lab Partners[2]	812	10	0.35%	-	-	-
Aetna	-	-	-	710	9	0.31%
TE Connectivity (Tyco Electronics)	-	-	-	934	7	0.40%
Marsh Furniture Company	-	-	-	658	10	0.28%

Source: North Carolina ESC, City of High Point Economic Development

Notes:

[1] Total employment figures available for Guilford County only.

[2] These organizations have multiple locations in the Piedmont Triad Area. The numbers shown reflect High Point-based employees only.

CITY OF HIGH POINT, NORTH CAROLINA

Table XX
Full-Time City Government Employees by Function
Last Ten Fiscal Years

Function/Program	2005	2006	2007	2008
General Government	120	121	125	118
Public Safety	489	507	525	478
Public Services	161	161	161	160
Planning and Community Development	38	52	51	54
Cultural and Recreation	159	159	159	159
Water and Sewer	141	143	145	127
Electric	122	121	121	123
Mass Transit	33	33	33	34
Parking	5	5	5	5
Landfill	46	46	46	40
Storm Water	9	10	10	11
Central Services	42	42	42	42
Total	1,365	1,400	1,423	1,351

Source: 2005-2008 City of High Point Finance Department; 2009 and forward - City of High Point Budget and Evaluation Department

Notes: For 2005-2008, this schedule represents number of persons employed as of June 30 of each year. Vacant positions are not included in the above numbers. Full time personnel work 2,080 hours per year (less vacation and sick leave). For purposes of this schedule the number of part time employees has been divided by 2.5 to arrive at the full time equivalents.

Beginning in 2009, the number reported is budgeted full time positions.

CITY OF HIGH POINT, NORTH CAROLINA

Table XX
Full-Time City Government Employees by Function
Last Ten Fiscal Years

2009	2010	2011	2012	2013	2014
127	121	119	118	120	121
490	490	487	487	492	492
159	144	119	119	118	118
54	51	48	47	48	49
173	179	174	174	174	174
146	143	139	138	138	137
123	121	122	123	123	123
33	33	35	35	39	40
5	4	4	3	2	2
46	47	47	47	47	47
12	23	22	22	22	22
40	38	37	36	34	32
1,408	1,394	1,353	1,349	1,357	1,357

CITY OF HIGH POINT, NORTH CAROLINA

Table XXI
Operating Indicators For Major Functions/Programs
Last Ten Fiscal Years

Function/Program	2005	2006	2007	2008
Police				
Calls dispatched	140,161	148,899	148,899	125,137
Fire				
Emergency responses	11,332	-	-	11,038
Inspections	4,613	1,464	1,571	6,715
Streets				
Streets paved	-	6	4	3
Water and Sewer				
Water pumped (mgd)	12	12	13	13
Sewer treated (mgd)	18	18	17	15
Electric				
Customers	38,364	40,564	39,140	40,359
kWh purchased	1,116,574,300	1,200,578,120	1,158,205,000	1,138,448,000

CITY OF HIGH POINT, NORTH CAROLINA

Table XXI
Operating Indicators For Major Functions/Programs
Last Ten Fiscal Years

2009	2010	2011	2012	2013	2014
133,252	125,482	119,529	118,549	122,412	115,744
10,897	11,029	11,209	11,179	11,917	12,189
6,027	5,525	4,270	4,701	4,983	4,944
-	-	-	-	-	6
11	13	12	11	12	12
18	17	16	16	17	17
39,369	39,047	39,256	39,613	39,935	39,528
1,160,153,000	1,183,410,000	1,189,044,000	1,152,207,000	1,163,302,000	1,187,031,000

CITY OF HIGH POINT, NORTH CAROLINA

Table XXII
Capital Asset Statistics, By Function/Program
Last Ten Fiscal Years

Function/Program	2005	2006	2007	2008
Police				
Stations	1	1	1	1
Patrol Units	220	251	255	225
Fire stations	14	14	14	14
Streets				
Paved Streets (miles)	478	484	489	492
Unpaved Streets (miles)	4	4	4	4
Alleys (miles)	2	2	2	2
Parks and Recreation				
Acreage	3,799	3,804	3,804	3,804
Developed Parks	36	36	36	36
Swimming pools (City owned)	2	2	2	2
Golf Courses (City owned)	2	2	2	2
Recreation and Community Centers	5	6	6	7
Library				
Books and Volumes	320,322	343,444	320,431	295,542
Theatre				
Seats	967	967	963	963
Water and Sewer				
Water and Sewer mains (miles)	991	1,311	1,324	1,420
Water storage capacity (mgd)	24	24	24	18
Water and Sewer Treatment capacity(mgd)	32	26	26	56
Electric				
Overhead lines (miles)	416	416	420	416
Underground lines (miles)	184	286	300	311
Electric substations	14	13	13	13
Mass Transit				
Buses	18	18	18	18
Parking				
Off Street Parking spaces	1,237	1,237	1,237	1,237
Storm Water				
Storm sewers (miles)	549	570	600	294

Note: Streets in fiscal years 2010 and prior may have included private and/or state owned streets. Fiscal years 2011 and forward only include City owned streets.

CITY OF HIGH POINT, NORTH CAROLINA

Table XXII
Capital Asset Statistics, By Function/Program
Last Ten Fiscal Years

2009	2010	2011	2012	2013	2014
1	1	1	1	1	1
225	222	222	223	229	229
14	14	14	14	14	14
492	492	435	436	440	443
4	4	1	1	1	1
2	2	2	2	2	2
3,200	3,252	3,252	3,252	3,252	3,252
35	35	35	35	35	35
2	2	2	2	2	2
2	2	2	2	2	2
7	7	7	7	7	7
262,066	294,204	271,030	294,974	308,786	308,786
963	963	963	963	963	963
1,347	1,350	1,350	1,378	1,285	1,284
18	18	19	19	19	19
56	56	58	58	58	64
416	416	420	438	408	405
324	366	327	327	331	342
13	13	13	14	14	14
18	18	17	17	17	17
1,234	1,238	1,234	1,234	1,234	1,234
315	337	433	447	453	461

HIGH POINT

NORTH CAROLINA'S INTERNATIONAL CITY™

COMPLIANCE SECTION

HIGH POINT

NORTH CAROLINA'S INTERNATIONAL CITY™

McGladrey

Report On Internal Control Over Financial Reporting And On Compliance And Other Matters Based On An Audit Of Financial Statements Performed In Accordance With *Government Auditing Standards*

Independent Auditor's Report

To the Honorable Mayor and
Members of the City Council
City of High Point, North Carolina

We have audited, in accordance with the auditing standards generally accepted in the United States of America and the standards applicable to financial audits contained in *Government Auditing Standards* issued by the Comptroller General of the United States, the financial statements of the governmental activities, the business-type activities, the discretely presented component unit, each major fund, and the aggregate remaining fund information of the City of High Point, North Carolina (the City) as of and for the year ended June 30, 2014, and the related notes to the financial statements, which collectively comprise the City's basic financial statements and have issued our report thereon dated November 24, 2014. Our report includes a reference to other auditors who audited the financial statements of the City of High Point ABC Board, the City's discretely presented component unit, as described in our report on the City's financial statements. This report does not include the results of the other auditors' testing of internal control over financial reporting or compliance and other matters that are reported on separately by those auditors. The financial statements of the City of High Point ABC Board were not audited in accordance with *Government Auditing Standards*.

Internal Control over Financial Reporting

In planning and performing our audit of the financial statements, we considered the City's internal control over financial reporting (internal control) to determine the audit procedures that are appropriate in the circumstances for the purpose of expressing our opinions on the financial statements, but not for the purpose of expressing an opinion on the effectiveness of the City's internal control. Accordingly, we do not express an opinion on the effectiveness of the City's internal control.

A *deficiency in internal control* exists when the design or operation of a control does not allow management or employees, in the normal course of performing their assigned functions, to prevent, or detect and correct, misstatements on a timely basis. A *material weakness* is a deficiency, or a combination of deficiencies, in internal control, such that there is a reasonable possibility that a material misstatement of the entity's financial statements will not be prevented, or detected and corrected on a timely basis. A *significant deficiency* is a deficiency, or a combination of deficiencies, in internal control that is less severe than a material weakness, yet important enough to merit attention by those charged with governance.

Member of the RSM International network of independent accounting, tax and consulting firms.

Our consideration of internal control was for the limited purpose described in the first paragraph of this section and was not designed to identify all deficiencies in internal control that might be material weaknesses or significant deficiencies. Given these limitations, during our audit we did not identify any deficiencies in internal control that we consider to be material weaknesses. However, material weaknesses may exist that have not been identified.

Compliance and Other Matters

As part of obtaining reasonable assurance about whether the City's financial statements are free from material misstatement, we performed tests of its compliance with certain provisions of laws, regulations, contracts, and grant agreements, noncompliance with which could have a direct and material effect on the determination of financial statement amounts. However, providing an opinion on compliance with those provisions was not an objective of our audit, and accordingly, we do not express such an opinion. The results of our tests disclosed no instances of noncompliance or other matters that are required to be reported under *Government Auditing Standards*.

Purpose of this Report

The purpose of this report is solely to describe the scope of our testing of internal control and compliance and the results of that testing, and not to provide an opinion on the effectiveness of the entity's internal control or on compliance. This report is an integral part of an audit performed in accordance with *Government Auditing Standards* in considering the entity's internal control and compliance. Accordingly, this communication is not suitable for any other purpose.

McGladrey LLP

Greensboro, North Carolina
November 24, 2014

McGladrey

**Report On Compliance For Each
Major Federal Program And On Internal Control Over
Compliance Required By OMB Circular A-133 And
The State Single Audit Implementation Act Of North Carolina**

Independent Auditor's Report

To the Honorable Mayor and
Members of the City Council
City of High Point, North Carolina

Report on Compliance for Each Major Federal Program

We have audited the City of High Point, North Carolina's (the City) compliance with the types of compliance requirements described in the *OMB Circular A-133 Compliance Supplement* and the *Audit Manual for Governmental Auditors in North Carolina,* issued by the Local Government Commission, that could have a direct and material effect on each of the City's major federal programs for the year ended June 30, 2014. The City's major federal programs are identified in the summary of auditor's results section of the accompanying *Schedule of Findings and Questioned Costs*.

Our audit, described below, did not include the operations of the City of High Point ABC Board, the City's discretely presented component unit. Those statements were audited by another auditor whose report has been furnished to us, and our opinion, insofar as it relates to the amounts included for the City of High Point ABC Board, is based solely on the report of another auditor. We are not aware of any material federal and State awards for the City of High Point ABC Board that would subject the City of High Point ABC Board to have an audit performed in accordance with OMB Circular A-133 or the State Single Audit Implementation Act of North Carolina. Accordingly, this report does not include reporting on compliance or internal control over compliance for the City of High Point ABC Board.

Management's Responsibility

Management is responsible for compliance with the requirements of laws, regulations, contracts, and grants applicable to its major federal programs.

Member of the RSM International network of independent accounting, tax and consulting firms.

Auditor's Responsibility

Our responsibility is to express an opinion on compliance for each of the City's major federal programs based on our audit of the types of compliance requirements referred to above. We conducted our audit of compliance in accordance with auditing standards generally accepted in the United States of America; the standards applicable to financial audits contained in *Government Auditing Standards,* issued by the Comptroller General of the United States; OMB Circular A-133, *Audits of States, Local Governments, and Non-Profit Organizations*, and the State Single Audit Implementation Act. Those standards, OMB Circular A-133, and the State Single Audit Implementation Act require that we plan and perform the audit to obtain reasonable assurance about whether noncompliance with the types of compliance requirements referred to above that could have a direct and material effect on a major federal program occurred. An audit includes examining, on a test basis, evidence about the City's compliance with those requirements and performing such other procedures as we considered necessary in the circumstances.

We believe that our audit provides a reasonable basis for our opinion on compliance for each major federal program. However, our audit does not provide a legal determination of the City's compliance.

Opinion on Each Major Federal Program

In our opinion, the City of High Point, North Carolina complied, in all material respects, with the compliance requirements referred to above that could have a direct and material effect on its major federal programs for the year ended June 30, 2014.

Report on Internal Control Over Compliance

Management of the City is responsible for establishing and maintaining effective internal control over compliance with the types of compliance requirements referred to above. In planning and performing our audit of compliance, we considered the City's internal control over compliance with the types of requirements that could have a direct and material effect on each major federal program to determine the auditing procedures that are appropriate in the circumstances for the purpose of expressing an opinion on compliance for each major federal program and to test and report on internal control over compliance in accordance with OMB Circular A-133, but not for the purpose of expressing an opinion on the effectiveness of internal control over compliance. Accordingly, we do not express an opinion on the effectiveness of the City's internal control over compliance.

A *deficiency in internal control over compliance* exists when the design or operation of a control over compliance does not allow management or employees, in the normal course of performing their assigned functions, to prevent, or detect and correct, noncompliance with a type of compliance requirement of a federal program on a timely basis. A *material weakness in internal control over compliance* is a deficiency, or a combination of deficiencies, in internal control over compliance, such that there is a reasonable possibility that material noncompliance with a type of compliance requirement of a federal program will not be prevented, or detected and corrected, on a timely basis. A *significant deficiency in internal control over compliance* is a deficiency, or a combination of deficiencies, in internal control over compliance with a type of compliance requirement of a federal program that is less severe than a material weakness in internal control over compliance, yet important enough to merit attention by those charged with governance.

Our consideration of internal control over compliance was for the limited purpose described in the first paragraph of this section and was not designed to identify all deficiencies in internal control over compliance that might be material weaknesses or significant deficiencies. We did not identify any deficiencies in internal control over compliance that we consider to be material weaknesses. However, material weaknesses may exist that have not been identified.

Purpose of this Report

The purpose of this report on internal control over compliance is solely to describe the scope of our testing of internal control over compliance and the results of that testing based on the requirements of OMB Circular A-133 and the State Single Audit Implementation Act. Accordingly, this report is not suitable for any other purpose.

McGladrey LLP

Greensboro, North Carolina
November 24, 2014

McGladrey

Report On Compliance For Each Major State Program And On Internal Control Over Compliance Required By Applicable Sections Of OMB Circular A-133 And The State Single Audit Implementation Act Of North Carolina

Independent Auditor's Report

To the Honorable Mayor and
Members of the City Council
City of High Point, North Carolina

Report on Compliance for Each Major State Program

We have audited the City of High Point, North Carolina's (the City) compliance with the types of compliance requirements described in the *Audit Manual for Governmental Auditors in North Carolina,* issued by the Local Government Commission, that could have a direct and material effect on the City's major State programs for the year ended June 30, 2014. The City's major State programs are identified in the summary of auditor's results section of the accompanying *Schedule of Findings and Questioned Costs*.

Our audit, described below, did not include the operations of the City of High Point ABC Board, the City's discretely presented component unit. Those statements were audited by another auditor whose report has been furnished to us, and our opinion, insofar as it relates to the amounts included for the City of High Point ABC Board, is based solely on the report of another auditor. We are not aware of any material federal and State awards for the City of High Point ABC Board that would subject the City of High Point ABC Board to have an audit performed in accordance with OMB Circular A-133 or the State Single Audit Implementation Act of North Carolina. Accordingly, this report does not include reporting on compliance or internal control over compliance for the City of High Point ABC Board.

Management's Responsibility

Management is responsible for compliance with the requirements of laws, regulations, contracts, and grants applicable to its major State programs.

Member of the RSM International network of independent accounting, tax and consulting firms.

Auditor's Responsibility

Our responsibility is to express an opinion on compliance for the City's major State programs based on our audit of the types of compliance requirements referred to above. We conducted our audit of compliance in accordance with auditing standards generally accepted in the United States of America; the standards applicable to financial audits contained in *Government Auditing Standards,* issued by the Comptroller General of the United States; applicable sections of OMB Circular A-133, as described in the *Audit Manual for Governmental Auditors in North Carolina,* and the State Single Audit Implementation Act. Those standards, applicable sections of OMB Circular A-133, and the State Single Audit Implementation Act require that we plan and perform the audit to obtain reasonable assurance about whether noncompliance with the types of compliance requirements referred to above that could have a direct and material effect on a major State program occurred. An audit includes examining, on a test basis, evidence about the City's compliance with those requirements and performing such other procedures as we considered necessary in the circumstances.

We believe that our audit provides a reasonable basis for our opinion on compliance for the major State programs. However, our audit does not provide a legal determination of the City's compliance.

Opinion on the Major State Programs

In our opinion, the City of High Point, North Carolina complied, in all material respects, with the compliance requirements referred to above that could have a direct and material effect on its major State programs for the year ended June 30, 2014.

Report on Internal Control Over Compliance

Management of the City is responsible for establishing and maintaining effective internal control over compliance with the types of compliance requirements referred to above. In planning and performing our audit of compliance, we considered the City's internal control over compliance with the types of requirements that could have a direct and material effect on its major State programs to determine the auditing procedures that are appropriate in the circumstances for the purpose of expressing an opinion on compliance for each major State program and to test and report on internal control over compliance in accordance with the applicable sections of OMB Circular A-133 and the State Single Audit Implementation Act, but not for the purpose of expressing an opinion on the effectiveness of internal control over compliance. Accordingly, we do not express an opinion on the effectiveness of the City's internal control over compliance.

A *deficiency in internal control over compliance* exists when the design or operation of a control over compliance does not allow management or employees, in the normal course of performing their assigned functions, to prevent, or detect and correct, noncompliance with a type of compliance requirement of a State program on a timely basis. A *material weakness in internal control over compliance* is a deficiency, or a combination of deficiencies, in internal control over compliance, such that there is a reasonable possibility that material noncompliance with a type of compliance requirement of a State program will not be prevented, or detected and corrected, on a timely basis. A *significant deficiency in internal control over compliance* is a deficiency, or a combination of deficiencies, in internal control over compliance with a type of compliance requirement of a State program that is less severe than a material weakness in internal control over compliance, yet important enough to merit attention by those charged with governance.

Our consideration of internal control over compliance was for the limited purpose described in the first paragraph of this section and was not designed to identify all deficiencies in internal control over compliance that might be material weaknesses or significant deficiencies. We did not identify any deficiencies in internal control over compliance that we consider to be material weaknesses. However, material weaknesses may exist that have not been identified.

Purpose of this Report

The purpose of this report on internal control over compliance is solely to describe the scope of our testing of internal control over compliance and the results of that testing based on the requirements of the applicable sections of OMB Circular A-133 and the State Single Audit Implementation Act. Accordingly, this report is not suitable for any other purpose.

McGladrey LLP

Greensboro, North Carolina
November 24, 2014

City of High Point, North Carolina

Schedule Of Findings And Questioned Costs
Year Ended June 30, 2014

Section I. Summary of Auditor's Results

Financial Statements

Type of auditor's report issued: Unmodified

Internal control over financial reporting:
- Material weakness(es) identified? ____ yes ✓ no
- Significant deficiency(ies) identified? ____ yes ✓ none reported

Noncompliance material to financial statements noted? ____ yes ✓ no

Federal Awards

Internal control over major federal programs:
- Material weakness(es) identified? ____ yes ✓ no
- Significant deficiency(ies) identified? ____ yes ✓ none reported

Type of auditor's report issued on compliance for major federal programs: Unmodified

Any audit findings disclosed that are required to be reported in accordance with section 510(a) of OMB Circular A-133? ____ yes ✓ no

Identification of major programs:

CFDA Numbers	Name of Federal Program
14.218	Community Development Block Grant
14.248	U.S. Housing & Urban Development Section 108 Loan Program
97.036	Federal Emergency Management Agency Disaster Grants
16.922	U.S. Department of Justice Forfeiture Funds

(Continued)

City of High Point, North Carolina

Schedule Of Findings And Questioned Costs (Continued)
Year Ended June 30, 2014

Section I. Summary of Auditor's Results (Continued)

Dollar threshold used to distinguish between Type A and Type B programs	$300,000	
Auditee qualified as low-risk auditee?	✓ yes	____no
State Awards		
Internal control over major State programs:		
♦ Material weakness(es) identified?	____ yes	✓ no
♦ Significant deficiency(ies) identified?	____ yes	✓ none reported
Type of auditor's report issued on compliance for the major State program:	Unmodified	
Any audit findings disclosed that are required to be reported in accordance with the State Single Audit Implementation Act	____ yes	✓ no

Identification of major State program:

N. C. Department of Transportation:
Powell Bill

State matching funds to the Federal Emergency Management Agency Disaster Grants

(Continued)

Section II. Financial Statement Findings and Questioned Costs

None reported.

Section III. Findings and Questioned Costs for Federal Awards

None reported.

Section IV. Findings and Questioned Costs for State Awards

None reported.

City of High Point, North Carolina

Schedule Of Prior Year Findings
Year Ended June 30, 2014

None reported.

CITY OF HIGH POINT, NORTH CAROLINA
SCHEDULE OF EXPENDITURES OF FEDERAL AND STATE AWARDS
For The Year Ended June 30, 2014

Grantor/Passed Through Grantor/Program Title	Federal CFDA Number	Federal Expenditures (Direct and Passed Through)	State Expenditures (Direct and Passed Through)
U.S. Department of Housing and Urban Development			
Direct Programs			
Community Development Block Grant	14.218	$ 849,817	$ -
HOME PJ	14.239	272,089	-
Continuum of Care	14.267	57,032	-
Community Challenge Planning/Sustainable Communities	14.704	46,629	-
Lead Hazard Control/Healthy Homes	14.913	188,841	-
Section 108	14.248	600,000	-
Passed Through N.C. Department of Health & Human Services			
Lead Hazard Control	14.900	3,335	-
Passed Through Open Door Ministries			
Continuum of Care	14.267	42,552	-
U.S. Department of Justice			
Direct Programs			
Justice Assistance Grant	16.738	218,354	-
Forfeiture Funds	16.922	762,249	-
COPS Technology	16.710	25,000	-
Bulletproof Vest Partnership	16.607	19,427	-
Harmony House Supervised Visitation	16.527	81,689	-
U.S. Department of Homeland Security			
Direct Programs			
FEMA	97.036	1,907,727	487,955
U.S. Department of Transportation			
Direct Programs			
Section 5307 Capital Grant - FY 2004-2005 (NC-90-X344)	20.507	26,195	-
Section 5307 Capital Grant - FY 2005-2006 (NC-90-X364)	20.507	72,000	-
Section 5307 Capital Grant - FY 2008-2009 (NC-90-X435)	20.507	38,553	-
Section 5307 Capital Grant - FY 2009-2010 (NC-90-X435-02)	20.507	69,643	-
Section 5307 Capital Grant - FY 2011-2012 (NC-90-X470-01)	20.507	4,828	-
ARRA - Section 5307 Grant - FY 2009-2010 (NC-96-X014)	20.507	32,676	-
Section 5307 Capital Grant - FY2012-2013 (NC-90-X522)	20.507	127,074	86
Section 5307 Operating Grant - FY2013-2014 (NC-90-X522-01)	20.507	1,117,387	-
Section 5307 Capital Grant - FY2013-2014 (NC-90-X542)	20.507	87,890	-
Passed Through N.C. Department of Transportation			
Greenway - Deep River at University/Penny	20.205	8,135	-
Airport & Area Roadway Network/Johnson & Sandy Ridge	20.205	95,034	-
Section 5303 Planning Grant - FY 2013-2014	20.505	24,946	3,118
Section 104(f) Highway Planning Grant	20.205	129,404	-
Model Farm Bridge	20.205	37,571	-
Skeet Club Widening	20.205	6,540	-
Skeet Club Line Relocation	20.205	43,660	-
Highway Safety Cluster			
Passed Through N.C. Department of Transportation			
Governor's Highway Safety Program	20.600	72,111	-
Passed Through Guilford County			
DWI Task Force	20.601	134,721	-
Total Highway Safety Cluster		206,832	-
U.S. Department of the Interior			
Passed Through N.C. Department of Cultural Resources			
Historic Preservation Fund/Industrial Properties Survey	15.904	4,670	-

(continued)

CITY OF HIGH POINT, NORTH CAROLINA
SCHEDULE OF EXPENDITURES OF FEDERAL AND STATE AWARDS
For The Year Ended June 30, 2014

U.S. Department of the Treasury			
Passed Through CCAP Inc. (appropriated by the N.C. General Assembly)			
Volunteer Income Tax Assistance	21.009	3,555	-
U.S. Department of Health & Human Services			
Passed Through Piedmont Triad Council of Governments			
Title III D Disease Prevention	93.043	544	32
Senior Games/MIPPA	93.071	500	-
N.C. Department of Commerce			
Direct Programs			
One NC Fund		-	167,500
N.C. Department of Revenue			
Direct Programs			
State Forfeiture Funds - Controlled Substance Tax		-	736
N.C. Housing Finance Agency			
Direct Programs			
Construction Training Program		-	6,778
N.C. Department of Transportation			
Direct Programs			
State Streets Maintenance		-	209,186
Powell Bill		-	2,912,889
Furniture Market Transportation		-	1,200,000
State Maintenance Assistance Program (SMAP)		-	417,771
GTCC Pedestrian Crossing		-	60,336
N.C. Department of Health and Human Services			
Passed Through Piedmont Triad Council of Governments			
Senior Center General Purpose		-	11,680
N.C. Department of Cultural Resources			
Direct Programs			
State Aid to Libraries		-	74,516
Passed Through High Point Area Arts Council			
Culler Senior Center Arts		-	1,670
Total Federal and State Assistance		$ 7,212,378	$ 5,554,253

Note 1. The Schedule of Expenditures of Federal and State Awards includes the federal and state grant activity of the City of High Point, North Carolina and is presented on the modified accrual basis of accounting. The information in this schedule is presented in accordance with the requirements of OMB A-133, *Audits of States, Local Governments, and Non-Profit Organizations* and the *State Single Audit Implementation Act*. Therefore, some amounts presented in this schedule may differ from amounts presented in, or used in the preparation of, the basic financial statements.

(continued)

CITY OF HIGH POINT, NORTH CAROLINA
SCHEDULE OF EXPENDITURES OF FEDERAL AND STATE AWARDS
For The Year Ended June 30, 2014

Note 2. Of the Federal and State expenditures presented in the schedule, the City provided federal and state awards to subrecipients as follows:

Federal Grant/Subrecipient	Federal CFDA Number	Federal Expenditures
Justice Assistance Grant	16.738	
Guilford County		55,514
City of Greensboro		117,442
Section 5307 Operating Grant FY13-14	20.507	
Guilford County		62,947

State Grant/Subrecipient	State Expenditures
Furniture Market Transportation	
High Point Market Authority	1,200,000

Note 3. The Schedule of Expenditures of Federal and State Awards includes $1,536,623 in funds that were spent under a pre-award authority for FTA grants that have been historically awarded but due to delays with FTA system upgrades, sequester, the shutdown, and a delay in the submission of triennial review requested documentation, the formal approval of the grants was never completed. Because the official awards are not yet approved the receivables have not been recorded as no claim to the asset exists until the grants are approved. Therefore, expenditures have been incurred for which there is no revenue in the basic financial statements. The City showed the expenditures in the June 30, 2014 Schedule of Expenditures of Federal and State Awards to properly show expenditures in the year the expenditures occurred. This was deemed to be an appropriate approach given there has been communication from the FTA that the grants are likely to be approved. These grants have historically been awarded and operated by the City.

(concluded)

HIGH POINT

NORTH CAROLINA'S INTERNATIONAL CITY™

CITY OF HIGH POINT
AGENDA ITEM

Title: Budget Amendment for U.S. Department of Justice Cold Case Grant

From: Eric Olmedo, Budget Manager

Public Hearing: N/A

Attachments: Budget ordinance

Meeting Date: December 15, 2014
Advertising Date: N/A
Advertised By: N/A

PURPOSE:
A budget amendment is needed to recognize revenue and expenditures related to the U.S. Department of Justice Cold Case Grant.

BACKGROUND:
The High Point Police Department, in conjunction with the Winston-Salem and Greensboro Police Departments, submitted a joint application to the National Institute of Justice for the Piedmont Triad Cold Case Initiative on May 27, 2014. The City of Winston-Salem will administer the grant, and expenses made by the High Point Police Department related to the program will be tracked and submitted for reimbursement on a quarterly basis. The grant ends September 30, 2016. This is a 100% grant, and no City funds are necessary to participate in the grant.

BUDGET IMPACT:
Expenses up to $87,284 will be eligible for reimbursement. There is no grant match required.

RECOMMENDATION / ACTION REQUESTED: The Budget Department recommends and asks the Council to approve the budget amendment.

"AN ORDINANCE AMENDING THE 2014-2015 BUDGET ORDINANCE
OF THE CITY OF HIGH POINT, NORTH CAROLINA
FOR THE U.S. DEPARTMENT OF JUSTICE COLD CASE GRANT

Be it ordained by the City Council of the City of High Point, North Carolina, as follows:

Section 1. The City of High Point Police Department has been awarded a U.S. Department of Justice Grant in conjunction with the City of Winston Salem and the City of Greensboro.

Section 2. In order to recognize these funds, the 2014-2015 Budget Ordinance of the City of High Point, should be amended as follows:

(A) That the Special Grants Fund revenues be amended as follows:

Federal Grant revenue	$87,284

(B) That the Special Grants Fund expenditures be amended as follows:

Police Grants	$ 87,284

Section 3. That all ordinances, or parts of ordinances in conflict with this ordinance are hereby repealed to the extent of such conflict.

Section 4. That this ordinance shall be effective from and after its passage."

Adopted December 15, 2014

CITY OF HIGH POINT
AGENDA ITEM

Title: **Street Abandonment Case 14-10 (SA14-10)**
(unimproved portion of Dade Street)

From: Lee Burnette, Planning & Development Director

Meeting Date: December 15, 2014

Public Hearing: Yes

Advertising Date: November 21 & 28, 2014 and December 5 & 12, 2014

Advertised By: Planning & Development

Attachments:
A. Planning and Zoning Commission Recommendation
B. Staff Report
C. Resolution of Abandonment

PURPOSE:
A request by the Technical Review Committee to abandon the unimproved portion of the Dade Street right-of-way, lying to the east of the Westbury Way Subdivision, between Westbury Drive and Boyce Avenue.

BACKGROUND:
Staff report and the Planning & Zoning Commission's recommendation is enclosed.

BUDGET IMPACT:
There is no budget impact.

RECOMMENDATION / ACTION REQUESTED:

A. On November 11, 2014, a public hearing was held before the Planning and Zoning Commission regarding-SA14-10. The Planning & Zoning Commission recommended ***approval*** of SA14-10 by a vote of 6-0.

B. Staff recommends ***approval*** of SA14-10 as outlined in the attached staff report.

PLANNING AND ZONING COMMISSION RECOMMENDATION

City of High Point **Street Abandonment SA 14-10**

At its November 11, 2014 public hearing, the Planning and Zoning Commission reviewed Street Abandonment Case 14-10 (SA14-10). All members of the Commission were present except for Mr. John McKenzie. Mr. Herbert Shannon, Senior Planner, presented SA14-10 and recommended approval of the request as outlined in the staff report.

No one spoke in opposition of the request.

The Planning & Zoning Commission recommended ***approval*** of Street Abandonment Case 14-10, as recommend by staff, by a vote of 6-0.

CITY OF HIGH POINT
PLANNING AND DEVELOPMENT DEPARTMENT

STAFF REPORT
STREET ABANDONMENT CASE 14-10
November 11, 2014

Request	
Applicant: City of High Point Technical Review Committee	**Proposal:** To abandon an unimproved portion of the Dade Street right-of-way lying to the east of the Westbury Way Subdivision, between Westbury Drive and Boyce Avenue.

Adjacent Streets		
Name:	**Classification:**	**Right-of-Way and Pavement Width:**
Boyce Avenue	Local Street	50-foot wide right-of-way 33 foot paving with curb and gutter
Dade Street	Local Street	50-foot wide right-of-way 22-foot (+/-) ribbon paving

Adjacent Property Zoning and Current Land Use		
North	Residential Single Family-15 (RS-15) District	Single family dwelling and the Boyce Avenue right-of-way
East	Residential Single Family-15 (RS-15) District	Single family dwelling
South	Conditional Use Residential Single Family-7 (CU-RS-9) District	Dade Street right-of-way
West	Conditional Use Residential Single Family-7 (CU-RS-9) District	Single family dwellings

Analysis

The City of High Point Technical Review Committee (TRC) is requesting to abandon the unimproved portion of the Dade Street right-of-way (ROW). This ROW was recorded in 1944 on a map entitled "Subdivision of the W.A. Davis Property – near High Point, NC. Additionally, this ROW is also depicted on maps entitled "Westbury Way Subdivision – Phase I", recorded in 1986 and "Westbury Way Subdivision – Phase II", recorded in 1990.

The area proposed to be abandoned has a width of 40 feet and a length of 435 feet (16,893 square feet or 0.39 acres). All abutting parcels have frontage and access to adjacent paved streets; therefore, no property owner will be deprived of access to their property. Early notices to obtain input from abutting property owners were mailed out on August 21, 2014. In addition, regular mailed notice for the public hearing to abutting property owners, notice placed in the High Point Enterprise and the posting of signs at the ROW to be abandoned were also performed per requirements. To date, staff has received no objections from the abutting property owners.

Findings & Recommendations

The Technical Review Committee (TRC) reviewed this request on August 20, 2014. The only comment noted was the fact that there is a City of High Point fire hydrant at the southern portion of this unimproved ROW, just north of the Westbury Drive intersection. It was recommended that this fire hydrant remain in a public ROW in order to allow for easy access for regularly scheduled testing and maintenance, and readily accessible during emergency situation. Therefore, the Planning & Development Department did not include the southern 60 feet of this unimproved ROW in this street abandonment request.

The Planning and Development Department recommends approval of this street abandonment request.

Report Preparation

This report was prepared by Planning and Development Department staff member Herbert Shannon Jr. AICP, Senior Planner, and reviewed by Robert Robbins AICP, Development Services Administrator and Lee Burnette AICP, Director.

STREET ABANDONMENT REQUEST SA14-10

Applicant: City of High Point

Area: 0.44 acres

Location of requested street abandonment

Previously abandoned right-of-ways

Department of Planning and Development

City of High Point

Date: October 27, 2014

N

Scale: 1"=200'

G:/Planning/Secure/ba-pz/2014/pz/sa14-10.mxd

Attachments: Photographs (October 2014) and Aerial (February, 2010)

Looking north from intersection of Dade Street and Westbury Drive.

Looking south from intersection of Boyce Avenue and Barlow Street

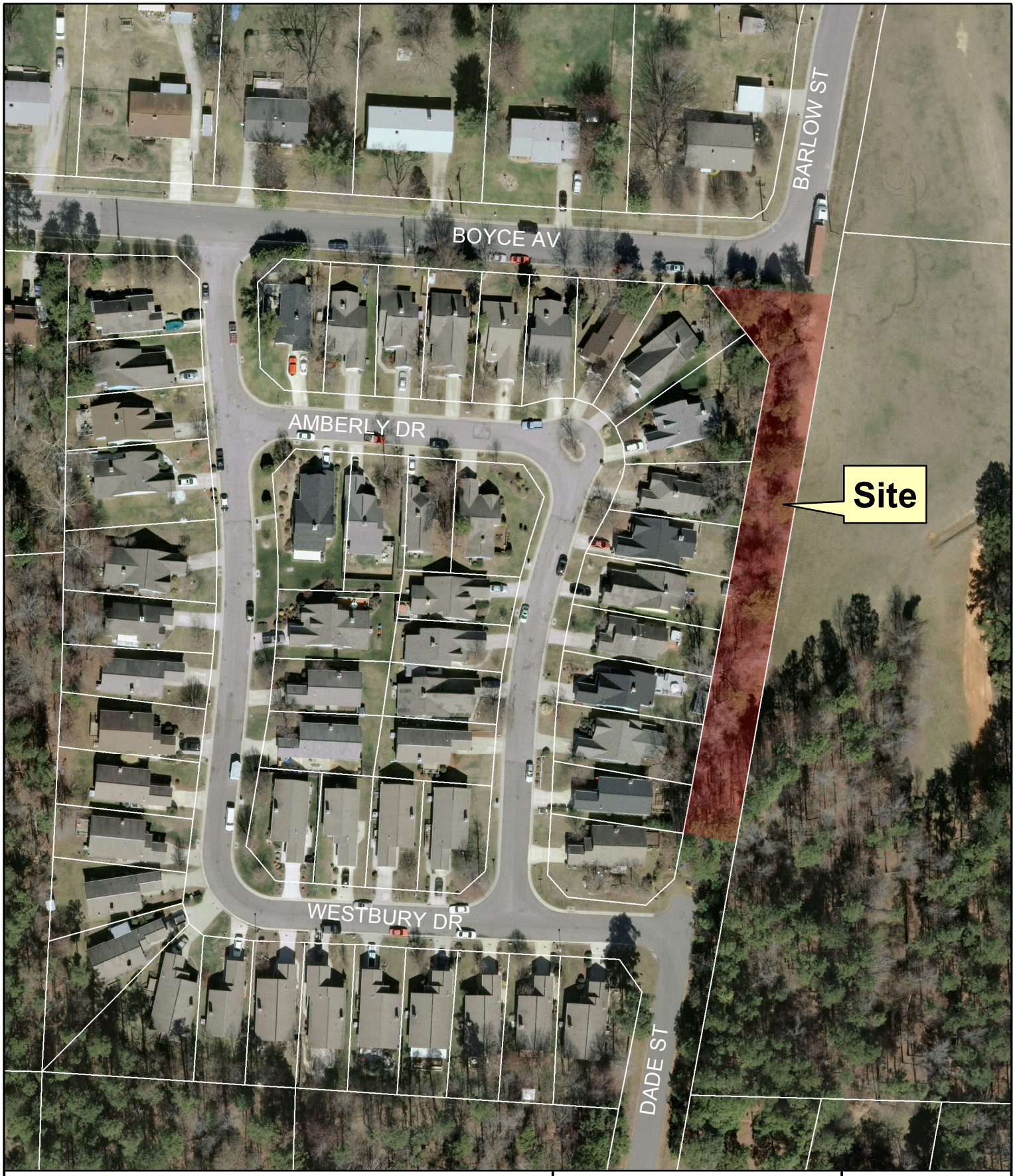

STREET ABANDONMENT REQUEST SA14-10

Applicant: City of High Point

Area: 0.44 acres

Location of requested street abandonment

Previously abandoned right-of-ways

Department of Planning and Development

City of High Point

Date: October 27, 2014

N

Scale: 1"=100'

G:/Planning/Secure/ba-pz/2014/pz/sa14-10photo.mxd

Return to: Joanne Carlyle, City Attorney
City of High Point
P.O. Box 230
High Point, NC 27261
Resolution No. xxxx / xx-xx

RESOLUTION

BE IT RESOLVED BY THE CITY COUNCIL OF THE CITY OF HIGH POINT, IN A REGULAR MEETING ASSEMBLED ON THE 15th DAY OF DECEMBER, 2014 AT 6:15 P.M. IN THE COUNCIL CHAMBERS OF THE MUNICIPAL BUILDING, HIGH POINT, NORTH CAROLINA:

Street Abandonment Case 14-10
(unimproved portion of the Dade Street)

WHEREAS, The Technical Review Committee has petitioned the City Council of the City of High Point to permanently abandon (close) an unimproved portion of the Dade Street right-of-way lying to the east of the Westbury Way Subdivision, between Westbury Drive and Boyce Avenue. This unimproved right-of-way is more specifically described as follows:

Beginning at a point on the western right-of-way line of the unopened portion of Dade Street, said point also being the south-east property corner of lot #36 as shown in **(PB 100 Pg 20)** in the Office of the Register of Deeds of Guilford County, North Carolina; thence running N 11°40'30" E (340.26') to a concrete monument; thence N 36°06'44" W (66.63') to a property corner located on the northern property line of lot #28 as shown in **(PB 85 Pg 25)** in the Office of the Register of Deeds of Guilford County, North Carolina; said point also being the southern right-of-way line of Boyce Avenue; thence S 83°52'02" E (89.77') along the southern right-of-way line of Boyce Avenue to a point in the eastern right-of-way line of the unopened portion of Dade street; thence S 11°40'30" W

(393.70') along the eastern right-of-way line to a point; thence N 78°19'30" W (40.00') to **the point of beginning**. The above described abandonment encompasses 16,893 square feet or 0.39 acres.

WHEREAS, the petition has been duly filed with this Council in a Regular meeting assembled on the 17th day of November, 2014, at 5:30 p.m. setting the 15th day of November, 2014 at 6:15 p.m., in the Council Chambers of the Municipal Building, as the time and place for a public hearing before said Council on said petition, and public notice of said time and place was ordered given, all pursuant to North Carolina G.S. 160A-299; and

WHEREAS, due and proper notice of said hearing to be heard on the petition at this meeting of City Council was made by publication in the High Point Enterprise for four (4) consecutive weeks, beginning November 21 & 28, 2014 and December 5 & 12, 2014; and,

WHEREAS, the above entitled matter, pursuant to said resolution and notice was called for hearing before said Council at which time there was no objection or opposition offered on the part of any firm or corporation to abandon (closure) of this unimproved portion of Dade Street as previous described above; and

WHEREAS, it appearing to the satisfaction of this Council and the Council finds as a fact that the said right of way as herein described is not necessary for ingress and egress to any land adjoining said street; that the closing of said street is not contrary to the public interest and that no other individual, firm or corporation owning property in the vicinity of said street, or in the subdivision in which said street is located, will be deprived of reasonable means of ingress or egress to this property.

NOW THEREFORE BE IT RESOLVED:

1. That excess right-of-way lying to the east of the Westbury Way Subdivision, between Westbury Drive and Boyce Avenue, as described above be abandoned pursuant to North Carolina G.S. 160A-299; and
2. That a copy of this resolution be filed in the Office of the Register of Deeds for Guilford County, North Carolina.

By order of the City Council,
this the 15th day of December, 2014
Lisa B. Vierling, City Clerk

BK: R 7668
PG: 721-725
RECORDED:
01-20-2015
03:29:53 PM
BY: JANE SCHULTZ
DEPUTY-HP

2015002883
GUILFORD COUNTY, NC
JEFF L. THIGPEN
REGISTER OF DEEDS

NC FEE $26.00

58

Return to: Joanne Carlyle, City Attorney
City of High Point
P.O. Box 230
High Point, NC 27261
Resolution No. 1426 / 14-66

RESOLUTION

BE IT RESOLVED BY THE CITY COUNCIL OF THE CITY OF HIGH POINT, IN A REGULAR MEETING ASSEMBLED ON THE 15th DAY OF DECEMBER, 2014 AT 6:15 P.M. IN THE COUNCIL CHAMBERS OF THE MUNICIPAL BUILDING, HIGH POINT, NORTH CAROLINA:

Street Abandonment Case 14-08
(abandonment of excess right-of-way along the north side of Cedrow Drive)

WHEREAS, The Technical Review Committee has petitioned the City Council of the City of High Point to permanently abandon (close) excess right-of-way lying along the north side of Cedrow Drive, between Runyon Drive and Twain Avenue. This excess right-of-way is lying along the north side of Cedrow Drive from the western property line of Guilford County Tax Parcel 0195273 (401 Runyon Drive) to the northern property line of Guilford County Tax Parcel 0195217 (1801 Cedrow Drive), and more specifically described as follows:

Part A:
Beginning at a point on the existing northern right-of-way line of Cedrow Drive, said point also being located at Project Centerline Station 40+44.57, 28.20' left as depicted on sheet #6 of project drawing "P00298" on file with the City of High Point Engineering Services Department. Thence from said point N 06°28'30" E (16.07') to the south-west property corner of lot #54 as shown in **(PB 31 PG 87)** in the Office of the Register of Deeds of Guilford County, North Carolina; thence N 82°47' W (119.77') to a curve with a radius of 20' and an arc of 31.67' to a property

corner located on the eastern property line; thence S 06°28'30" W (16.66') along the new right-of-way line to a point being the new northern right-of-way of Cedrow Drive; thence south-westerly along the new right-of-way line (28.07') to a point located on the new northern right-of-way line of Cedrow Drive; thence N 82°47' W (120.02') along the new northern right-of-way line of Cedrow Drive to the point of **beginning;** the above new described area encompasses 2,164 square feet of land.

Part B:

Beginning at an existing point on the western property line of lot #18 as shown in **(PB 31 PG 87)** in the Office of the Register of Deeds of Guilford County, North Carolina; thence along a curve with a radius of 20' and an arc of 31.15' to a point located along the existing southern property line of lot #18; thence S 82°47' E (300.72') to a point located along the property line in lot #15; thence S 85°47' E (54.36') along an arc; thence N 86°31' E (85.10') along an arc; thence N 77°07'E (84.83') along an arc; thence N 67°43' E (84.93')along an arc; thence N 58°19' E (85.03')along an arc; thence N 48°55'E(85.09')along an arc; thence N 39°31'E (84.92') along an arc; thence S 35°19'W (24.14') to a point located on the eastern property line of lot #8; thence continuing S 32°09'W (524.70'); thence along a curve with a radius of 20' and an arc of 32.21' to a point located on the existing northern property line of lot #2; thence S 60°08'E (17.16')along the new right-of-way line to a point; thence south-east (27.72') along the new right-of-way line to a point located on the new northern right-of-way line of Cedrow Drive; thence westerly (1,433.28') along the new northern right-of-way line which parallels the property frontage of lots #2-#18 with an offset of (16.27')to a point; thence north westerly along the new right-of-way line (28.47') to a point located on the eastern right-of-way line of Runyon Drive; thence N 06°28'30" E (16.01') to the point of beginning; the above new described area encompasses 23,612 square feet of land.

Part C:

Beginning at the south-eastern property corner of lot #1 as shown in **(PB 31 PG 87)** in the Office of the Register of Deeds of Guilford County, North Carolina; said point also being the existing eastern right-of-way line of Twain Avenue; thence following the property line along a curve with a radius of 20' and an arc of 31.13' to a point along the existing eastern property line of lot #1; thence N 32°09' W (79.58') to the north-east property corner; thence S 57°31' E (15.95') to a point located on the existing northern right-of-way line of Cedrow Drive; thence westerly along the new northern right-of-way line (79.32') to a point; thence south-west (28.42') along the new line to a point in the eastern right-of-way line of Twain Avenue; thence N 59°50' W (15.24') to the point of **beginning;** the above new described area encompasses 1,453 square feet of land.

WHEREAS, the petition has been duly filed with this Council in a Regular meeting assembled on the 17th day of November, 2014, at 5:30 p.m. setting the 15th day of November, 2014 at 6:15 p.m., in the Council Chambers of the Municipal Building, as the time and place for a public hearing before said Council on said petition, and public notice of said time and place was ordered given, all pursuant to North Carolina G.S. 160A-299; and

WHEREAS, due and proper notice of said hearing to be heard on the petition at this meeting of City Council was made by publication in the High Point Enterprise for four (4) consecutive weeks, beginning November 21 & 28, 2014 and December 5 & 12, 2014; and,

WHEREAS, the above entitled matter, pursuant to said resolution and notice was called for hearing before said Council at which time there was no objection or opposition offered on the part of any firm or corporation to abandon (closure) of all of the excess right-of-way along the north side of Cedrow Drive as previous described above; and

WHEREAS, it appearing to the satisfaction of this Council and the Council finds as a fact that the said right of way as herein described is not necessary for ingress and egress to any land adjoining said street; that the closing of said street is not contrary to the public interest and that no other individual, firm or corporation owning property in the vicinity of said street, or in the subdivision in which said street is located, will be deprived of reasonable means of ingress or egress to this property.

NOW THEREFORE BE IT RESOLVED:

1. That excess right-of-way lying along the north side of Cedrow Drive, from the western property line of Guilford County Tax Parcel 0195273 (401 Runyon Drive) to the northern property line of Guilford County Tax Parcel 0195217 (1801 Cedrow Drive), be abandoned pursuant to North Carolina G.S. 160A-299; and
2. That the City of High Point shall retain a 20-foot wide sanitary sewer easement centered over existing sewer lines within and crossing this right-of-way; and
3. That the City of High Point shall retain a 20-foot wide stormwater easement centered over all existing stormwater lines within and crossing this right-of-way; and
4. That the City of High Point shall retain a 20-foot wide electrical easement centered over all existing electrical distribution lines within and crossing this right-of-way; and
5. That a copy of this resolution be filed in the Office of the Register of Deeds for Guilford County, North Carolina.

By order of the City Council,
this the 15th day of December, 2014
Lisa B. Vierling, City Clerk

NORTH CAROLINA'S INTERNATIONAL CITY™

City of High Point
Municipal Office Building
211 South Hamilton Street
High Point, NC 27261

Certification

I, Lisa B. Vierling, City Clerk of the City of High Point, North Carolina, do hereby certify that the foregoing is a true and accurate Resolution adopted by the City Council in official Session on December 15, 2014 and upon approval by City Council will be recorded in Book 89 of the Official Minute Books and Resolution Book XVIII of this City, under my care, custody and control. As of this date, action to adopt said Resolution has not been amended, rescinded or repealed and is in full force and effect.

WITNESS my hand and the Corporate Seal of the City of High Point, the 6th day of January, 2015.

Lisa B. Vierling, City Clerk

ACKNOWLEDGEMENT

I, Cynthia C. Duncan-Smith, a Notary Public of said County and State, do hereby certify that Lisa B. Vierling is known to me as City Clerk of the City of High Point; that this person personally appeared before me this date; and, upon authority duly given and as an act of said City, issued and executed the foregoing Certification.

WITNESS my hand and official Notarial Seal, this 6th day of January, 2015.

Cynthia C. Duncan-Smith, Notary Public

CYNTHIA C. DUNCAN-SMITH
NOTARY PUBLIC
GUILFORD COUNTY, NC

Commission Expires: 1/18/2020

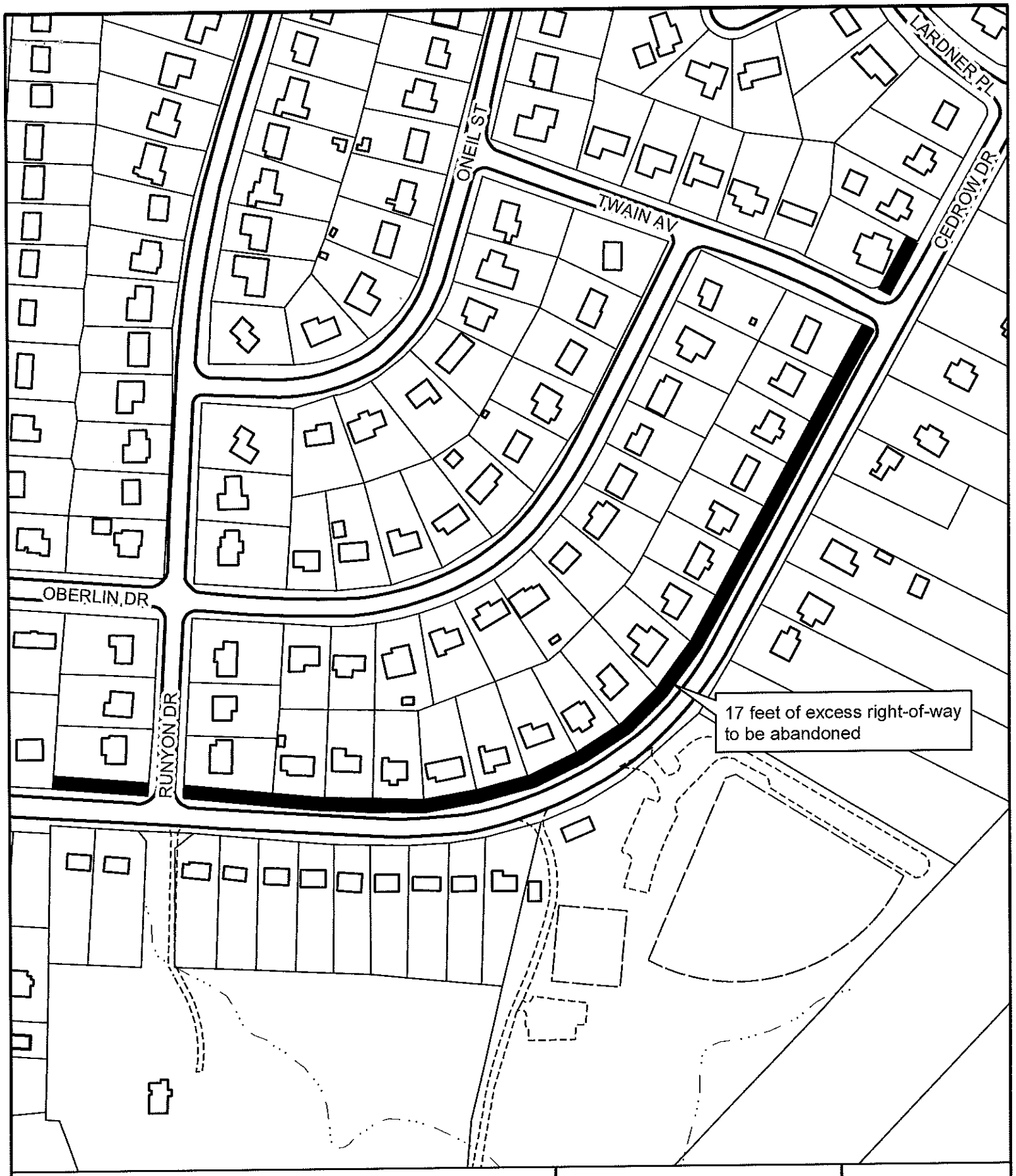

STREET ABANDONMENT REQUEST SA14-08

Applicant: City of High Point
Area: 0.72 acre

Location of requested street abandonment

Planning and Development Department

City of High Point

Date: January 6, 2015

N

Scale: 1"=200'
G:/Planning/Secure/ba-pz/2014/pz/sa14-08-R.mxd